

Dr. S. MATSUMURA:  
THOUSAND INSECTS OF JAPAN  
SUPPLEMENT

IV

1912

25. 12. 1912 Oct 8

東京帝國大學農科大學教授理學博士 松村松年著

續日本千蟲圖解

卷之四

東京

警醒社書店

# 續日本千蟲圖解卷之四

## 凡例

一、本書ニハ十四枚ノ圖版ヲ以テ蜜蜂科四十種、樹蜂科十五種、葉蜂(鋸蜂)科七十八種、姬蜂科九十種、小蜂科三種、卵蜂科一種、沒食子蜂三種、小繭蜂科四種、細蜂科二種、角細蜂科一種、蟻科一種、細腰蜂科十種、土蜂科二種、鼈甲蜂科八種、蟻蜂科一種、青蜂科一種合計二百六十三種ノ蜂類ヲ記載セリ、

一、本書ニハ大形ノ蜂類ハ殆ンド網羅セル積ナリ、又小形ナリト雖ドモ普通ナルモノハ並記セリ、

一、本書ニハ可成大形ノ種類ヲ網羅セルヲ以テ沖繩及ビ臺灣ノ昆蟲モ亦少ナシトセズ、

一、本書ニハ百七十餘ノ新種ヲ記載セルガ爲メ英文ヲ以テ學術的ノ説明ヲ加ヘタリ、

一、本書ニ記載セル圖版ハ著者ノ自筆ニ係ルモノアレドモ其大部ハ大國督氏ノ健筆ニ成ルモノナレバ茲ニ厚意ヲ公表ス、

一、爾來續編ニ記載シ來リタル昆蟲ハ殆ンド追記スルノ必要ヲ見ズト雖ドモ、正編ニ説明セル双翅目、直翅目、脈翅目及ビ鞘翅目ニハ記載スベキ大形ノ種類敢テ少ナシトセズ、依テ將來更ニ日本千蟲圖解補遺ナルモノヲ發表シテ其缺ヲ補ハント欲ス、

於東北帝國農科大學昆蟲學教室

明治四十五年六月二十四日

松村松年識

# 續日本千蟲圖解卷之四

東北帝國大學農科大學教授 理學博士 松村松年 著

(741) まるはなばち

學名 *Bombus speciosus* Sm.

昆蟲學上ノ地位 蜜蜂科 (Apidae)

第四十二圖 (1) (♀)

頭ニハ黒毛ヲ密生シ、頭頂ニハ點刻ヲ粗布ス、後頭ニハ黄毛アリ、胸背ニハ黄毛ヲ密生シ、翅根ノ兩間ニ黒色ノ毛帶ヲ裝フ、第一腹節ニハ黄毛アレドモ少ナシ、第二腹節ニ黄毛ヲ密生シ、其前半ハ少シク褐色ヲ帶ズ、第三及ビ第四節ハ黒色、第五、第六及ビ第七ノ三節ハ赤褐、腹面ニハ灰白ノ長毛ヲ密生ス、翅ハ暗灰色ヲ帶ビ、中央少シク透明、脈ハ黒褐、脚ハ黒色、跗節ハ黄褐、體長五分一六分、此ハ札幌地方ニ稀ナラズ、分布—北海道、本州、

(742) くろまるはなばち

學名 *Bombus ignitus* Sm.

昆蟲學上ノ地位 蜜蜂科

第四十二圖 (2) (♀)

全體黑色ノ長毛ヲ密生ス、但シ第四、第五及ビ第六腹節ハ光澤アル黃褐ノ長毛ヲ密生ス、大腮ノ末端ニハ褐色ノ短毛ヲ密生ス、翅ハ暗灰白、中央ハ少シク淡色ニシテ稍ヤ透明、翅脈ハ褐色、前縁脈ハ黑褐、脚ハ黑褐、脛節及ビ跗節ハ褐色、體長五分―七分、此ハ東京地方ニ普通ナル種類ナレドモ北海道ニ産スルモノアルヲ見ズ、  
分布―本州、四國、九州、

(743) こまるはなばち

學名 *Bombus ardens* Sm.

第四十二圖(3) (♀)

昆蟲學上ノ地位 蜜蜂科

全體黃色ノ長毛ヲ密生ス、額長ク、大腮ノ末端ハ黃褐、前胸背ノ中央ニアル長毛ハ少シク褐色ヲ帶ビ、各腹節ノ中央ニアル毛ハ少シク暗色ヲ帶ブ、尾端ハ橙黃色、體下ニハ灰黃ノ長毛ヲ粗生ス、翅ハ透明、少シク黃色ヲ帶ビ、翅端稍ヤ暗色ヲ呈ス、脈ハ褐色、脚ハ黑褐、跗節ハ褐色、爪端ハ黑色、體長(♀)五分、此ハ札幌地方ニ稀ナラズ、  
分布―北海道、本州、

(744) よしだまるはなばち

學名 *Bombus yoshidae* Mats.

第四十二圖(4) (♀)

昆蟲學上ノ地位 蜜蜂科

全體黑色ノ長毛ヲ密生ス、額片ニ毛ヲ缺キ、滑澤ニシテ點刻ヲ粗布ス、口部ニハ黄褐ノ短毛ヲ密生ス、前胸背ニハ少シク灰色毛ヲ混ジ、第二腹節ノ前三分ノ二ニ黄色ノ長毛帶アリ、第五、第六及第七腹節ニハ黄褐ノ長毛ヲ密生ス、翅ハ暗灰色、中央ハ稍ヤ透明ニシテ暗黄色ヲ帶ブ、脈ハ褐色、前縁ハ黒褐、脚ハ黒褐、脛節及ビ跗節ハ黄褐、體長♀七分五厘、此ハ頗ルくろまるはなばち(74.)ニ酷似スレドモ、第二腹節ニ黄毛帶アルヲ以テ容易ニ區別スルコトヲ得ベシ、此ハ米澤吉田貞次氏ノ採集ニ係ルモノナリ、稀ナルガ如シ、分布—本州(米澤)、

*Bombus yoshidae* n. sp. (Pl. XLII, fig. 4, ♀).

♀ It differs from *B. ignitus* Sm. as follows:

1. Body much larger.
2. Pronotum with some grayish hairs.
3. Anterior two third of the second abdominal segment with a yellowish band of long hairs.
4. The fourth and fifth segment of the abdomen with long, much paler hairs.

Length—22.7 mm.

Hab.—Honshu (Yonezawa, collected by Mr. S. Yoshida).

(745)

たいわんまるはなばち

學名 *Bombus bicoloratus* Sm.

第四十二圖 (5) (♀)

昆蟲學上ノ地位 蜜蜂科

全體天鵞絨様ノ光澤アル黒褐毛ヲ密生ス、額片ハ滑澤ニシテ少シク點刻アリ、口部ニ金色ノ短毛ヲ裝フ、第三腹節以下ニ金色ノ光澤アル赤褐ノ長毛ヲ密生ス、翅ハ稍ヤ透明、少シク黄褐ヲ帶ビ、脈黄褐、前縁ノ半基部ハ黒褐、脚ハ褐色、腿節及ビ脛節ニ金色ノ光澤アル赤褐毛ヲ密生ス、體長七分一寸、此ハ臺灣ノ高山ニ普通ナリ、  
分布—臺灣、

(746) ごがりはなばち

學名 *Coelioxys fenestrata* Sm.

第四十二圖 (6) (♀)

昆蟲學上ノ地位 蜜蜂科

體ハ黒色、光線ノ工合ニテ少シク紫色ヲ現ハス、顔ハ黄褐ノ短毛ヲ密生シ、頭頂ハ暗褐、胸部ハ稍ヤ球形ニシテ粗大ノ點刻ヲ密布ス、後胸ノ後縁ハ截斷狀ニ終ハリ、其兩側ニ黄色ノ短毛ヲ密生ス、翅ハ黒藍色、翅底ノ三分ノ一ハ透明ニシテ少シク黄色ヲ帶ブ、雌ノ腹部ハ圓錐形ニシテ尾端尖リ、上方ニ突出ス、第一、第二、第三及ビ第四腹節ノ後縁ハ細ク白色、腹面モ腹背ト同様ニ白線ヲ横走ス、胸片ニハ黄褐ノ短毛ヲ密生ス、脚ハ黒色、脛節及ビ跗節ニ黄褐ノ短毛ヲ密生ス、體長六分十八分、此ハ本州ニ産スレドモ餘リ多カラズ、  
分布—本州、

(747) やのこがりはなばち

第四十二圖 (7) (♀)

學名 *Coelioxys yanonis* Mats.

昆蟲學上ノ地位 蜜蜂科

體ハ黑色、顔ニ黄褐ノ短毛ヲ密生シ、頭頂及ビ額片ニハ黒褐ノ短毛ヲ密生ス、胸部ハ稍ヤ球形ヲ呈シ、粗大ノ點刻ヲ密布ス、稜狀部ノ兩側ニ鈎狀ノ一突起アリ、中胸側及ビ後胸背ノ後縁ニ黄色ノ短毛ヲ密生ス、翅ハ透明、翅端ノ半部ハ少シク暗色ヲ帶ビ、脈ハ褐色ナリ、腹部ハ圓錐形ヲ呈シ、初五節ノ後縁ハ細ク黄色、尾節ハ前二節ト同長ニシテ尖リ、少シク下向ス、中胸片ノ中央ニ黄色ノ短毛ヲ密生ス、脚ハ黒褐、距及ビ爪ハ黄褐、體長三分五厘—四分五厘、分布—本州、九州、

*Coelioxys yanonis* n. sp. (Pl. XII, II, fig. 7, ♀).

♀ Black. Face covered with golden yellowish hairs; clypeus and vertex dark brown. Thorax roughly punctured, on each side of the scutellum with a hook-like projection, curving somewhat downward. Anterior border of the mesopleura covered with short yellowish hairs; the posterior border of the metathorax on the side also covered with soft yellowish hairs. Abdomen sparsely large punctured, on the hind border of the each segment with short yellowish pubescence; pygidium in the middle with a longitudinal keel, fine punctured, at the tip each side with a longitudinal impression. Mesosternum in the middle covered with short yellowish hairs. Wings hyaline, at the apical half somewhat infuscated; veins brown. Legs dark brown, with some short grayish hairs, calcears and claws yellowish brown.

Length—12—15 m m.

Hab.—Honshu and Kiushu.

(748) はらあかはなばち

第四十二圖 (8) (♀)

學名 *Parevaspis basalis* Rits.

昆蟲學上ノ地位 蜜蜂科

體ハ黑色、頭ニハ粗大ノ點刻ヲ密布シ、額ノ兩側ニ灰白ノ長毛ヲ粗生ス、口部ニハ金色ノ黃褐毛ヲ裝フ、胸部ニアル點刻ハ頭部ニアルモノヨリモ小ニシテ其數多ク、兩側ニアルモノハ粗ニシテ且大ナリ、稜狀部ニアルモノハ大ニシテ稍ヤ網目狀ヲナス、翅ハ暗色、少シク紫色ヲ帶ブ、翅底ノ三分ノ一ハ透明ニシテ少シク暗黃ヲ帶ブ、腹部ハ黃褐ニシテ光澤ヲ有ス、第一腹節前三分ノ二ハ黑色、點刻ヲ粗布スレドモ各節ノ後縁ハ細ク滑澤ニシテ點刻ヲ缺ク、各節稍ヤ同幅ニシテ下方ニ弓曲ス、胸片ニハ光澤アル灰白ノ短毛ヲ密生ス、脚ハ黑色、距及ビ爪ハ黃褐、但シ爪ノ末端ハ黑色、脛節ニハ黃褐ノ短毛ヲ密生ス、體長五分、此ハ餘マリ多カラズ、分布—本州、九州、

(749) ねじろはきりばち

第四十二圖 (9) (♀)

學名 *Megachile thoracica* Sm.

昆蟲學上ノ地位 蜜蜂科

體ハ黑色、頭ニハ小點刻ヲ密布ス、額片ノ前縁ニハ二小齒アリ、大腮ハ縱溝ヲ具ヘ、點刻少ナシ、胸部ノ點刻ハ頭部ニアルモノヨリモ小ニシテ其數多シ、後胸ニハ絹様ノ長白毛ヲ密生ス、翅ハ暗色



ニシテ少シク紫色ヲ帶ビ、翅底ノ半部ハ透明、少シク暗黄ヲ帶ブ、腹部ハ光澤ヲ有ス、第一節ノ後  
縁及ビ第二節ノ前縁ニ白色ノ短毛ヲ密生ス、第三節後縁ノ兩側ニモ白毛塊ヲ裝フ、大形ノ點刻ヲ粗  
布ス、各節ノ中央ニアル弓狀ノ横溝ハ深クシテ判然ス、腹面ニ灰黄毛ヲ密生ス、脚ハ黑色、灰色毛  
多シ、爪ハ黄褐、末端ハ黒褐、體長五分餘、此ハ臺灣地方ニ稀ナラズ、  
分布ハ臺灣、支那、馬來、印度、

(750)  
おほはきりばち

學名 *Megachile döderleini* Fries.

昆蟲學上ノ地位 蜜蜂科

體ハ黑色、頭ニハ點刻ヲ密布ス、額片ノ兩側ハ凹陷シ、前縁ニ多數ノ小齒ヲ列ヌ、大腮ハ大ニシテ  
末端ハ三角形ニ膨大シ、尖端ニ二齒アリ、點刻ハ長クシテ其數少ナシ、外側ニ一縦溝ヲ裝フ、胸部  
ハ黄褐ノ短毛ヲ密生シ、後胸ニアルモノハ長クシテ少シク淡色ナリ、翅ハ暗色、少シク紫色ヲ帶ビ、  
翅底ノ半部ハ透明、少シク暗黄ヲ帶ブ、腹部ハ稍ヤ楕圓形ニシテ第一節ノ兩側ニ黄褐毛ヲ裝ヒ、粗  
大ノ點刻ヲ粗布シ、各節ノ前縁ニアルモノハ大、後半ニアルモノハ小ナリ、第二節及ビ第三節兩側  
ノ後縁ニ白毛ヲ列ヌ、腹面ニ黒毛ヲ密布スレドモ、第二節ニアルモノハ黄褐ナリ、脚ハ黑色、距及  
ビ爪ハ黄褐、爪ノ末端ハ黒褐、腿節及ビ脛節ニ黄褐毛多シ、體長七分、此ハ本邦最大ノはきりばち  
ニシテ東京地方ニ稀ナラズ、薔薇其他果樹ノ葉ヲ圓形ニ切り幼蟲ノ食物ニ供ス、其ノ害餘リ大ナラ  
ズ、

第四十二圖 (10)  
(♀)

分布—本州、四國、九州、

(751) びろうごはきりばち

第四十二圖 (11) (♀)

學名 *Lithurgus collaris* Sm.

昆蟲學上ノ地位 蜜蜂科

體ハ黑色、頭ハ小點刻ヲ密布シ、顔ノ中央ニ天鷲絨様ノ黒毛ヲ密生ス、額片ノ兩側ニハ黃褐ノ長毛ヲ裝フ、大腮ハ三角形ニシテ三齒ヲ具ヘ、細キ隆起ヲ縱走シ、其内大腮ノ背部ニアルモノ最大ナリ、頰ノ近邊ニモ黃褐ノ長毛アリ、胸部ニハ頭部同様ノ點刻ヲ密布ス、胸側ニハ暗灰色ノ長毛ヲ密生ス、翅ハ透明、末端ハ少シク暗色ヲ帶ブ、脈ハ褐色、腹部ハ稍ヤ光澤ヲ帶ビ、第四及ビ第五腹節ノ後縁ニ暗灰色ノ短毛ヲ列ス、尙第二及ビ第三腹節ノ兩側ニモ同様ノ房狀毛アリ、腹面ニハ黃褐ノ長毛ヲ密生シ、此ハ光線ノ工合ニヨリ金色ノ光澤ヲ現ハス、胸面ニハ暗灰色ノ長毛アリ、脚ハ黑色、脛節及ビ跗節ニ黃褐毛ヲ裝フ、距及ビ爪ハ黄色、末端ハ暗色ナリ、體長♀五分、此ハ越後地方ニ産スレドモ稀ナリ、

分布—本州、

(752) あかつのはきりばち

第四十二圖 (12) (♀)

學名 *Osmia rufa* L.

昆蟲學上ノ地位 蜜蜂科

體ハ黒褐、少シク青銅色ノ光澤ヲ帶ブ、頭ハ微小ノ點刻ヲ密布シ、觸角ノ基部ニ黃褐ノ長毛塊ヲ裝フ、額片ハ滑澤ニシテ光澤ヲ有シ、其兩側ニ角狀突起アリテ其末端ハ三角形ヲナス、大腮ニハ二縱隆アリテ判然ス、胸部ニハ頭同様ノ點刻ヲ密布シ、前縁ヨリ中央ニ達スル低キ一縱隆アリ、胸側ニ黃褐ノ長毛ヲ密生ス、翅ハ透明、少シク灰色ヲ帶ブ、脈ハ暗褐、腹部ニモ胸部同様ノ點刻ヲ具ヘ、第二、第三及ビ第四節ノ後縁ニ黃褐毛ヲ粗生ス、第五及ビ第六節ノ全部及ビ各腹節ノ兩側ニ黃褐ノ長毛ヲ裝フ、腹面ニモ同様ノ長毛アリ、脚ハ暗褐、光澤アル黃褐毛ヲ裝フ、跗節ノ大部、距及ビ爪ハ黃褐、但シ爪ノ末端ハ少シク暗色ヲ帶ブ、體長三分五厘—四分五厘、此ハ本邦何レノ地方ニ至ルモ稀ナラズ、薪木ノ堆積セル處ニ多シ、分布—北海道、本州、九州、西比利亞、歐洲、

(753) しろほしはなばち

學名 *Crocisa histrio* F.

昆蟲學上ノ地位 蜜蜂科

體黑色、斑紋ハ總テ青白色、頭頂ハ圓ク黑色ヲ呈シ、點刻ヲ密布ス、殘部ハ青色毛ヲ密生シ、上唇ハ直角ヲナシテ下向シ、此部分黒褐、觸角ハ暗褐、柄節ハ黑色、胸部ハ點刻ヲ粗布シ、黒毛ヲ粗生ス、前縁ニハ三個、中央ニハ五個、稜狀部ノ基部ニ二個青白ノ毛紋アリテ何レモ横列ス、但シ翅底鱗ノ内方ニアル一紋ハ長シ、稜狀部ノ後縁ハ三角形ニ列ラル、翅ハ暗色、縁紋ノ内方少シク透明ナリ、脈ハ黑色、後翅ハ稍ヤ透明ニシテ末端少シク暗色ヲ帶ブ、腹部ハ光澤アル鋼鐵様ノ青色ヲ帶ビ、

第四十二圖 (13) (♀)

各節ノ兩側ニ青白ノ一毛紋ヲ具ヘ、第一節ニアルモノハ横帶ヲナス、尙胸側ノ一紋、胸面ノ一紋及ビ各脛節ノ一紋モ青白ナリ、雄ハ雌ニ比シ體細小ナリ、體長三分一四分、此ハ九州、琉球及ビ臺灣ニ普通ナリ、

分布一九州、琉球、臺灣、支那、馬來、印度、

(754) しろすぢはなばち

學名 *Anthophora florea* Sm.

昆蟲學上ノ地位 蜜蜂科

體ハ黑色、後頭ニ黃褐毛ヲ密生ス、額片ノ後縁ニアル一横條、兩側ニアル一斜條、中央ノ一縦條及ビ前縁ハ黃白、上唇ハ黃白、基部ハ黑褐、黒毛ヲ粗生ス、口吻黃褐ニシテ長ク、基部ハ少シク暗色ヲ帶ブ、胸部ハ黃褐毛ヲ密生ス、翅底鱗ハ黃褐、翅ハ半透明、少シク暗色ヲ帶ブ、脈ハ黑褐、第一及ビ第二腹節ハ暗褐、其後縁ハ灰黃、殘部ノ腹節ハ黑色、第三及ビ第四腹節ノ後縁ハ灰白、體下ハ光澤アル栗色、脚ハ黑色、黃褐毛ヲ密生ス、其内後脛節ノ外側ニアルモノハ長シ、距ハ黑色、跗節ハ黑褐、爪ノ基部ハ黃褐、體長五分五厘、此ハ京都地方ニ稀ナラズ、分布一本州、九州、支那、

(755) あをすぢはなばち

學名 *Anthophora zonata* L.

第四十二圖 (15) (♀)

昆蟲學上ノ地位 蜜蜂科

體ハ黑色、額片ハ黃白、二個ノ黒大紋アリ、上唇ハ黃白、褐毛ヲ粗生ス、前後ノ兩縁ハ黑色、大腮ノ基部ハ黃白、口吻ハ黃褐、後頭及ビ胸部ニ黃褐毛ヲ密生ス、翅ハ半透明、少シク暗色ヲ帶ブ、脈ハ黒褐、翅底鱗ハ黃褐、第一腹節ノ基部ニ黃褐毛ヲ粗生ス、各節ノ後縁ハ金屬性ノ光澤アル青色ニシテ後節ニ至ルニ從ヒ其幅ヲ増ス、脚ハ黑色、脛節及ビ第一跗節ニ光澤アル灰白毛ヲ密生ス、但シ前肢ノ脛節ニアルモノハ少シク黃色ヲ帶ブ、爪ノ基部ハ褐色、體長四分、此ハ琉球地方ニ稀ナラズ、前種ニ酷似スレドモ腹部ニ青色帶ヲ有スルヲ以テ容易ニ區別スルコトヲ得ベシ、分布—沖繩、臺灣、

(756) ひげながはなばち

學名 *Eucera difficilis* Perz.

第四十二圖 (16) (♀)

昆蟲學上ノ地位 蜜蜂科

體ハ黑色、額片及ビ上唇ハ黃色、黃白毛ヲ密生シ、頭頂ニハ黃褐毛ヲ粗生ス、觸角ハ體ヨリ長ク、半以上ノ各節少シク弓曲ス、胸部ニ黃褐毛ヲ密生シ、天鵞絨様ノ光澤ヲ帶ブ、頭下、胸側及ビ胸下ニ灰白毛ヲ密生ス、翅底鱗ハ黃褐、翅ハ透明、外縁ノ三分ノ一ハ少シク暗色ヲ帶ブ、脈ハ黃褐、前縁脈及ビ中脈ハ黒褐、各腹節ノ後縁ハ灰色、但シ第四及ビ第五節ノ後縁ハ灰白、第六及ビ尾節ニハ黃褐毛ヲ裝フ、脚ハ黑色、黃白毛ヲ具ヘ、距、跗節ノ末端及ビ爪ハ黃褐、爪ノ末端ハ暗褐、體長五分、此ハ札幌地方ニ普通ナリ、

分布—北海道、本州、歐洲、

(757) くまばち

學名 *Xylocopa circumvolans* Sm.

昆蟲學上ノ地位 蜜蜂科

第四十二圖 (17) (♀)

體ハ黑色、後頭及ビ頭頂ニハ大形ノ點刻ヲ粗布シ、前頭ニハ小形ノ點刻ヲ密布ス、後頭縁ノ中央ニ黄毛ヲ簇生ス、胸部ニハ黄毛ヲ密生シ、其中央ニ滑澤ノ部分アリ、翅底鱗及ビ翅ハ黒藍色ニシテ後者ハ不透明、腹部ニハ大形ノ點刻ヲ粗布シ、之レヨリ各一本ノ短毛ヲ生ズ、第四節以下ニハ點刻多ク、第五及ビ第六節ニハ長黒毛ヲ密生ス、胸下、腹面及ビ脚ニハ黒毛多シ、脚ハ黑色、跗節ノ末端及ビ爪ノ基部ハ黄褐、體長七分、此ハ東京地方ニ普通ナリ、時々軒下ニ巢ヲ造リ築柱ニ穿孔シ、大害ヲ加フルコトアリ、五月頃藤ノ花ニ多シ、北海道ニ産セズ、分布—本州、四國、九州、

(758) たいわんくまばち

學名 *Xylocopa auripennis* Farg.

昆蟲學上ノ地位 蜜蜂科

第四十二圖 (18) (♀)

體黑色、頭ニハ粗大ノ點刻ヲ密布ス、口吻黑色、其周圍ハ赤褐、大腮ノ基部ニ近ク赤褐ノ部分アリ、胸背ノ中央ハ滑澤ニシテ其周圍ニハ點刻ヲ密布シ、兩側及後縁ニ黒毛多シ、翅底鱗ハ黑色、翅ハ不

透明ニシテ黒藍色、翅底ノ半部ハ金色ノ光澤アル紺色、胸下ニハ黒毛ヲ密生ス、腹面ニハ點刻多シ、脚ニ長黒毛ヲ密生ス、跗節及ビ爪ハ暗褐、爪ノ基部ハ黃褐、體長八分、此ハ臺灣地方ニ普通ナリ、分布—臺灣、支那、馬來、印度、

(759) をがさはらくまばち

第四十二圖 (19) (♀)

學名 *Xylocopa ogasawarensis* Mats.

昆蟲學上ノ地位 蜜蜂科

體光澤アル黒褐、前頭ニアル點刻ハ多ク、後頭ニハ少ナシ、頰ニハ更ニ一層少ナシ、上唇ノ中央ニ一突起ヲ裝ヒ、其兩側ニ赤褐ノ總狀毛アリ、尙後頭ノ後緣ニモ暗褐ノ長毛ヲ密生ス、大腮ニハ二縱溝アリテ内方ニアルモノハ太ク之レニ點刻ヲ裝フ、口吻ハ黒褐、末端ハ少シク淡色、胸背ノ中央ハ滑澤、其周圍ニ點刻及ビ暗褐毛多シ、翅底鱗ハ黒褐、其周緣ハ赤褐、翅ハ黒褐ニシテ少シク藍色ヲ帶ビ、半透明、腹部ハ胸部ヨリ遙カニ廣ク、第一、第二及ビ第三節ニ點刻少シト雖ドモ、第六及ビ第七節ニハ多シ、黒褐毛ヲ粗生ス、兩側及ビ腹面ニハ光澤アル赤褐毛ヲ密生ス、尾節後緣ノ中央ニ一縱溝ヲ裝フ、脚殊ニ脛節及ビ第一跗節ニハ赤褐ノ長毛ヲ密生ス、體長九分五厘、此ハ小笠原島ニ産スレドモ其數多カラズ、分布—小笠原島、

*Xylocopa ogasawarensis* n. sp. (Pl. XLII, fig. 19, ♀).

Dark brown. Head densely punctured, on the cheeks and at the vertex sparsely punctured. Frons covered with

brown hairs. Labrum in the middle with a long conical projection. Mandibles with 2 longitudinal furrows, of which the inner one broad and sparsely punctured. Rostrum dark brown, on the apex reddish brown. Thorax in the middle impunctured and shining, on the sides and at the anterior border with fuscous velvety hairs. Tegulae dark brown. Wings subhyaline, dark brown, with some indigo blue reflection; veins deeper in the color. Abdomen somewhat broader than the thorax, each segment gradually increases the number of punctuation towards the apex; pygidium in the middle at the hind border with a longitudinal furrow, on the sides with long, densely covered brilliant reddish brown hairs. Each ventral segment at the hind border reddish brown, fine punctured; pygidium in the middle with a longitudinal keel. Metasternum shining, scarcely punctured. Legs covered with long reddish brown hairs; claws yellow, fulvous at the base.

Length—29 mm.

Hab.—Ogasawara-jima (Bonnin Island).

(760)

おほあをすぢはなばち

第四十二圖

(♀)

學名 *Nomia chalybeata* Sm.

昆蟲學上ノ地位 蜜蜂科

體ハ黑色、顔ニハ灰黄ノ短毛ヲ密生ス、中央ニハ低キ一縦隆アリ、頭頂ニハ小點刻ヲ粗布ス、胸部ニハ點刻ヲ密布シ、周圍ニハ暗褐毛ヲ密生ス、翅底鱗ハ黄褐、基部ハ暗褐、翅ハ透明ニシテ少ク暗黄ヲ帯ビ、末端ハ少ク暗色ナリ、脈ハ黄褐、前縁ハ黑褐、腹部ニ點刻多ク、第二節以下各腹節ノ後縁ハ青色ニシテ點刻ヲ缺ク、脚ハ黑色、脛節及ビ跗節ニハ黄褐毛多シ、第一跗節ノ外側ニハ灰白毛ヲ装フ、距及ビ爪ハ黄褐、但シ爪ノ末端ハ黑褐、體長四分五厘、此ハ臺灣及ビ琉球地方ニ稀ナラズ、分布—琉球、臺灣、支那、印度、



(761) まつのおはきばち

第四十二圖 (21) (♀)

學名 *Sirex matsumurae* Rohw.

昆蟲學上ノ地位 樹蜂科 (Sirexidae)

體雌ニテハ黃色、體下黑色、黃褐毛多シ、頭ニ粗大ノ點刻ヲ密布シ、後頭ニ三縱溝ヲ裝ヒ、單眼ノ部分少シク暗色ヲ帶ブ、觸角ハ黃色、末端少シク暗色ヲ帶ブ、大腮ノ末端ハ黑色、中胸背ハ黑色、中央ニ暗黃ノ二弓狀紋ヲ縱走ス、後胸背ハ黒褐、基部ノ兩側ニ一黃紋アリ、翅ハ透明、少シク黃褐ヲ帶ブ、脈ハ黃褐、腹部ノ中央ハ黒褐、第八及ビ第九節ノ後縁ハ黒褐、脚ハ黃色、基節及ビ腿節ハ黒褐、雄ニテハ腹部暗黃、各節ノ後縁暗色、尙ホ腹背ニ同色ノ一縱條アリテ之レハ第六節ニ達ス、脚ハ扁平ニシテ黑色、體長七分—一寸、尾角二分、産卵管九分、此ハ札幌地方ニ普通ナル種類ナレドモ雄ハ稀ナリ、幼蟲ハこままつ、ゑぞまつ等ノ材部ニ蠹入シテ大害ヲ加フ、分布—樺太、北海道、

(762) まつきばち

第四十二圖 (22) (♀)

學名 *Sirex japonica* Sm.

昆蟲學上ノ地位 樹蜂科

體ハ黃色、體下ハ黑色、前頭及ビ頭頂ノ中央ハ黒褐、大腮ノ末端ハ黑色、觸角ハ黃色、中後ノ兩胸ハ黑色ニシテ粗大ノ點刻多ク、後胸背基部ノ一紋及ビ後縁ハ暗黃、翅透明、少シク黃色ヲ帶ビ、末

端ハ暗褐、脈ハ黃褐、第一腹節基部ノ兩側ハ暗褐、第三節以下第七節迄黑色、第八節ノ後縁及ビ尾節ノ中央ハ黑色、産卵管ノ基部ハ黑褐、脚ハ黃色、基節、轉節及ビ腿節基部ノ一圓並ニ後脛節ノ末端ハ黑褐、雄ハ全體黃色ニシテ尾端ノ三節黑褐、尙後腿節及ビ第一跗節ノ大部モ黑褐ナリ、體長七分—一寸、尾角一分二厘、産卵管七分、此ハ東京地方ニ産スル普通種ニシテ幼蟲ハ松、杉、樅等ノ材部ニ蠹入シテ大害ヲ加フ、

分布—本州、九州、

(763) からふごきばち

學名 *Sirex gigas* L.

昆蟲學上ノ地位 樹蜂科

體ハ光澤アル黑色、頬ハ黃色、點刻ヲ粗布ス、頭頂ニハ點刻多シ、觸角ハ黃色、前胸ノ點刻ハ粗大ナリ、後胸背基部ノ兩側ニアル一紋ハ黃色、翅ハ透明、少シク黃褐ヲ帶ブ、縁紋暗褐、脈ハ黃褐、第一、第二、第七、第八節並ニ尾角ハ黃色、第一節ノ基部、第三節以下ノ四節、第八節中央ノ後縁、第九節(兩側ハ黃色)及ビ産卵管ハ黑色、産卵管ノ基部ハ少シク黃色ヲ帶ブ、脚ハ黃色、基節、轉節及ビ腿節ハ黑色、雄ハ腹部黃色、第一節及ビ尾端ノ三節ハ黑色、體長七分—八分、尾角一分五厘、産卵管五分五厘、此ハ樺太地方ニ産スレドモ未ダ北海道ニ捕獲セラレシコトナシ、此ハ産卵管ヲ以テ時ニ鉛箱ノ如キ金屬性ノモノニ穿孔スルコトアリ、幼蟲ハ松、ヒノキ、えぞまつ等ノ材部ヲ食ス、分布—樺太、歐洲、

第四十二圖 (23) (♀)

(764) くろきばち

學名 *Sirex antennalis* Marl.

昆蟲學上ノ地位 樹蜂科

體ハ黒色、頬ハ灰白、觸角ノ着部ハ灰色、觸角ハ黒色、末端ノ半部ハ白色、但シ末端ノ六節ハ暗色、前胸ニハ粗大ノ點刻ヲ密布シ、中胸ニアルモノハ小ナリ、稜狀部ノ兩側ニアル一紋ハ白色、翅ハ透明、少シク暗色ヲ帶ビ、脈ハ暗褐、第一、第二、第七及ビ第八節ノ兩側ニアル一紋ハ白色、但シ第七節ニアル斑紋ハ小ナリ、尾節ノ兩側ニモ灰白ノ一大紋アリ、脚ハ黒色、脛節及ビ第一跗節ノ基部ハ白色、爪ハ黃褐、體長八分—九分、尾角一分五厘、産卵管七分、此ハ札幌地方ニ稀ナラズ、分布—北海道、本州、

第四十二圖 (24) (♀)

(765) にこべきばち

學名 *Sirex nitobei* Mats.

昆蟲學上ノ地位 樹蜂科

體ハ黒藍色、頭ニハ小點刻ヲ密布シ、灰色ノ短毛多シ、大腮ハ黒色、三齒ヲ具ヘ、基部ニ粗大ノ點刻アリ、觸角黒色、基部ノ兩三節ハ黒藍色、前胸背ハ粗糙ニシテ點刻及ビ顆粒多シ、中後ノ兩胸背ニハ頭部同様ノ點刻ヲ密布ス、翅ハ透明、外半ハ暗色ヲ帶ブ、脈ハ黒褐、前翅ノ前縁ハ暗色、腹部ハ基部及ビ尾節ヲ除キ瑠璃色、基節ニ點刻多ク、灰色毛ヲ粗生ス、尾節ハ滑澤ニシテ基部少シク黄

第四十三圖 (1) (♀)

褐ヲ帶ブ、尾角ハ短カシ、尾節ノ兩側ニ點刻ヲ粗布ス、産卵管ノ基部ハ黃褐、脚ハ黑藍色、腿節ノ末端及ビ脛節ノ兩端並ニ爪ハ黃褐、雄ハ稍ヤ雌ト同色ナレドモ觸角基部ノ大半、脚及ビ腹部(初メノ三節ヲ除キ)ノ大部ハ黃褐、但シ後腿節及ビ同第一跗節ハ黑色、腹面ハ黃褐、末端ノ二節ハ黑褐、翅ハ鼈甲様ノ黃褐、體長♂七分—八分、♀九分五厘、此ハ新渡戶稻雄氏ニヨリテ初メテ發見セラレタルモノナリ、  
分布—本州(青森)。

*Sirex nitobei* n. sp. (Pl. XLIII, fig. 1, ♀).

♀ Dark indigo blue. Head closely fine punctured; with short grayish hairs. Mandibles black, with 3 teeth, strongly punctured. Antennae black, 2 or 3 basal joints dark blue. Prothorax rough, strongly punctured and granulated. Meso- and metanotum fine punctured. Wings hyaline, the outer half dusky; veins dark brown, the costa of the fore wing dark. Abdomen except the first and last segment steel blue, the basal segment strongly punctured and grayish pubescent; pygidium smooth, at the base yellowish brown. The caudal appendix short; the base of the ovipositor yellowish brown. Legs dark indigo blue, the apex of the femur and tibia yellowish brown.

♂ Colored nearly the same with the ♀, but the basal half of the antennae, legs and the apical two third of the abdomen yellowish brown; 2 apical ventral segments indigo blue, the posterior tibiae and metatarsi black.

Length—♂ 23—27 mm.; ♀ 28 mm.; ovipositor 14 mm.

Hab.—Honshu (Aomori, collected by Mr. I. Nitobe).

(766)

ひめおばち

學名 *Sirex sinuatus* Mats.

第四十三圖 (2) (♀)

昆蟲學上ノ地位 樹蜂科

此ハまつきばち (762) ニ酷似スレドモ其異ナル處ハ左ノ如シ、

- 一、形遙ニ小ナルコト、體長六分五厘、産卵管五分、
  - 二、中胸背ニ於ケル點刻ハ多ク且ツ深キコト、
  - 三、翅ハ全部黄褐ニシテ (762) ノ如ク翅端暗色ヲ呈セズ、縁紋ハ暗褐、
  - 四、初ノ四腹節ハ黄色ニシテ其内第一及ビ第四節ニハ多少褐色ヲ帯ビタル部分アリ、第五、第六及ビ第七節ハ大部黒色、第八節ノ前半ハ黄色、後半ハ黒色ニシテ其前縁ハ黄色ニヨリテ三角形ニ列ラル、第九節ハ黒褐、下面ニハ黄色ノ二紋アリ、
  - 五、後脛節ノ末端ハ黄褐ニシテ (762) ノ如ク暗色ナラズ、
- 分布—本州、

*Sirex sinuatus* n. sp. (Pl. XLIII, fig. 2, ♀).

It differs from *S. japonicus* Sm. in the following points:

1. Body much smaller. Length—20 mm.; ovip. 18 mm.
  2. Mesonotum much deeper and closely punctured.
  3. Wings pale yellowish brown, without any shade of dark brown on the apex; pterostigma dark brown.
  4. First 4 abdominal segments yellow, of which the first and 4th with some brown markings; the 5th, 6th and 7th mostly black, the anterior half of the 8th segment yellow, the posterior half black, the latter on its anterior border with a triangular yellowish mark.
  5. Posterior tibia on its apex not dark colored as by *S. japonicus* Sm.
- Hab.—Honshu.

(767) ひらあしきばち

學名 *Tremex similis* Marl.

昆蟲學上ノ地位 樹蜂科

體ハ黄色、腹部ハ金色ノ光澤ヲ帶ブ、頭ニハ點刻ヲ粗布シ、前頭ニハ黄毛ヲ密生ス、口部ハ黑色、觸角ハ短カクシテ黄色、末端ノ大半ハ暗色、前胸背ニ粗大ノ點刻ヲ具ヘ、又小顆粒ヲ粗布シ、黄毛多シ、中後ノ兩胸ハ黑色、中央ニハ點刻ヲ密布ス、暗色毛多シ、翅ハ鼈甲様ノ黄色、脈ハ黄褐、翅底少シク暗色ヲ帶ブ、第一腹節ハ黑色、黑褐毛多シ、以下各節ハ黄色、但シ第四、第五、第六及第七節ニハ各一黑帶アリテ後方ニ至ルニ從ヒ次第ニ其幅ヲ増ス、第八節ノ中央ニ三錐形ノ黑紋ヲ具ヘ、第九節兩側ノ基部ニ三角形ノ黑紋ヲ裝フ、尾角ノ末端ハ黑褐、産卵管ノ末端ハ少シク褐色ヲ帶ブ、胸側、胸下及ビ各腹面節ノ兩側ハ黑色、脚ハ黄褐、後肢ノ大部ハ黑色ニシテ、脛節及ビ第一跗節ノ下面並ニ殘跗節ハ黄褐、體長一寸一分、産卵管七分、此ハ本邦餘リ多カラズ、分布—本州、

(768) たいわんひらあしきばち

學名 *Tremex formosanus* Mats.

昆蟲學上ノ地位 樹蜂科

體ハ黑色、頭ニハ點刻ヲ密布シ、前頭及ビ口部ノ兩側ニ黄毛ヲ密生ス、觸角ハ紡錘狀ニシテ黑色ヲ

第四十三圖 (4) (♀)

第四十三圖 (3) (♀)

呈シ、末端少シク黄褐ヲ帶ブ、前胸背ハ黄色、小顆粒ヲ粗布ス、中後ノ兩胸背ニハ點刻及ビ小顆粒多シ、黄毛ヲ密生シ、稜狀部ノ下方ニ黄色ノ二紋アリ、翅ハ鼈甲様ノ黄色、前翅前縁ノ中央紋及ビ翅端ハ褐色ヲ帶ブ、脈ハ黄褐、後翅底ニ暗色紋アリ、外縁ハ少シク暗色ヲ帶ブ、第二及ビ第三腹節ノ中央帶ハ金色ノ光澤アル橙黄色、第七節ノ前縁及ビ第八節ノ前半ハ橙黄色、第一節及ビ第七節以下ノ各節ニ黄褐毛ヲ密生ス、尾節ニ粗大ノ點刻及ビ顆粒多シ、産卵管ノ基部及ビ末端ハ黄褐、胸下及ビ腹面ノ中央ハ黄色、脚ハ黑色、脛節及ビ第一跗節ハ其末端ヲ除キ黄色、爪ハ褐色、末端ハ黑褐、體長一寸、産卵管六分五厘、  
分布—臺灣、

*Tremex formosanus* n. sp. (Pl. XLIII, fig. 3, ♀).

Black. Head closely fine punctured, fore head and the sides of the mouth covered with long yellowish hairs. Antennae black, on their extreme apices yellowish brown. Pronotum yellow, almost impunctured; sparsely granulated. Meso- and metanotum fine punctured and granulated, covered with yellowish hairs; below the scutellum with 2 yellowish spots. Wings subhyaline, with pale brownish shade, a spot in the middle of the anterior wing pale brown, the outer margin of the both wings dusky, the basis of the hind wings dark. Abdomen black, a broad band of the 2nd and 3rd, a side spot of the 4th, 5th and 6th, the anterior margin of the 7th and the anterior half of the 8th segment orange yellow; the posterior half of the 8th and 9th segment on the sides covered with soft yellowish hairs; pygidium strong granulose, with some purple reflection, the caudal appendix short, on its base with some spines. Venter fuscous, ovipositor brownish. Legs dark brown, tibiae and metatarsi except the apices fulvous.

Length—33 mm.; ovipositor 20 mm.

Hab.—Formosa.

(769) こるりきばち

學名 *Sirex juvenicus* L.

昆蟲學上ノ地位 樹蜂科

體ハ黒藍色、暗色ノ長毛多シ、前頭ニハ點刻ヲ密布スレドモ後頭ニハ少ナシ、觸角ハ暗褐、第二節乃至第七節ハ黄色、前胸ニハ粗大ノ點刻及ビ顆粒多シ、中後ノ兩胸背ニアル點刻及ビ顆粒ハ前胸ニアルモノヨリ遙カニ小ナリ、翅ハ半透明、少シク暗黄ヲ帶ビ、脈ハ黒藍色、翅端少シク暗色ヲ帶ブ、腹節ニハ點刻少ナク、光澤ヲ帶ビ、第八節ノ背上ニ淺キ一縱溝アリ、尾角ハ割合ニ長ク、其兩側ニ黄色ノ短毛ヲ裝フ、産卵管ノ基部ハ黄褐、脚ハ黄色、基節ハ黒藍色、爪ノ末端ハ少シク褐色ヲ帶ブ、體長六分五厘、産卵管四分、此ハ樺太地方ニ産スレドモ餘マリ多カラズ、分布―樺太、西比利亞、歐洲、

第四十三圖 (5) (♀)

(770) ひげじろこきばち

學名 *Sirex ogumae* Mats.

昆蟲學上ノ地位 樹蜂科

體ハ黒色、暗色ノ長毛多シ、頭ニハ點刻ヲ密布スレドモ、頬ハ滑澤ニシテ灰白ナリ、頭頂ニ淺キ三縱溝アリ、觸角ハ黒色、第十一、第十二及ビ第十三ノ三節ハ白色、末端ハ暗褐、前胸背ニハ粗大ノ點刻ヲ具ヘ、中後ノ兩胸背ニアルモノハ稍ヤ小ナリ、翅ハ半透明ニシテ少シク暗色ヲ帶ビ、脈ハ暗

第四十三圖 (6) (♀)



褐、縁紋ハ黒褐ニシテ少シク紫色ヲ帶ブ、腹部ハ光線ノ工合ニテ少シク紫色ヲ帶ブ、第八節ノ兩側ニ灰白ノ一紋ヲ裝フ、尾角ハ長ク、滑澤ニシテ兩側ニ顆粒多シ、産卵管ノ基部ハ黄褐、脚ハ黒色、脛節及ビ第一跗節ノ基部ハ白色、爪ハ黄褐、體長五分、産卵管三分、此ハ樺太ニ産スレドモ稀ナリ、分布―樺太、

(771) くろひらあしきばち

第四十三圖 (7) (♀)

學名 *Tremex apicalis* Mats.

昆蟲學上ノ地位 樹蜂科

體ハ黒色、暗褐ノ軟毛ヲ裝フ、頭ニハ點刻多ク、頰ニアルモノハ少シ、觸角黒色、末端ノ八九節ハ白色、前胸背ノ點刻ハ粗大、兩側ニアルモノハ更ニ大ナリ、中後ノ兩胸背ニアルモノハ前胸ニアルモノヨリ少シク小、中胸背ノ中央ニ判然セル一縦溝ヲ裝フ、翅ハ透明、少シク黄色ヲ帶ビ、末端ノ三分ノ一ハ暗褐ニシテ少シク藍色ヲ帶ブ、脈ハ黒褐、腹部ハ細長ニシテ、少シク藍色ヲ帶ブ、第一節及ビ尾節ヲ除キ各節ノ兩側ニ一白紋アリテ、其第二、第三及ビ第八節ニアルモノハ大ナリ、第九節ノ兩側ニ點刻多シ、尾角ハ短カク、兩側ニ顆粒多シ、産卵管ハ黒褐、末端及ビ基部ハ黄褐、各腹面節ノ中央ハ白色、脚ハ黒色、脛節及ビ第一跗節ノ大部並ニ第五跗節ハ白色、但シ脛節及ビ第一跗節ノ末端ハ黒褐、爪ハ黄白、雄ハ全體黒色、體長七分―一寸、産卵管六分、此ハ札幌地方ニ産スレドモ餘マリ多カラズ、幼蟲ハとごまつノ幹ニ蠶入ス、分布―北海道、

*Tremex apicalis* n. sp. (Pl. XLIII, fig. 7, ♀).

Black; covered with soft fuscous hairs. Head closely fine punctured, on the occiput remotely punctured. Antennae black, 8 or 9 apical joints white. Pronotum coarsely punctured, meso- and metanotum finer punctured than in the pronotum; mesonotum with a longitudinal furrow. Wings hyaline, with some yellowish tinge; the apical one third fuscous. Abdomen narrow, with some indigo flash; each segment, except the 1st and last, on each side with a white spot, of which the spot of the 2nd, 3rd and 8th larger than the others; the 9th segment on the sides strongly punctured. Caudal appendix short, on the sides strongly granulated. Ovipositor dark brown, on the apex and at the base yellowish brown. Each ventral segment in the middle white. Legs black, tibia and metatarsus except the apex, as well as the 5th joint white; claws yellowish white. ♂ Total black.

Length—21—33 mm.; Ovipositor 19 mm.

Hab.—Hokkaido (Sapporo, the larvae bore in the stem of *Abies sachalinensis*).

(772) くびながばち

第四十三圖 (♂) (♀)

學名 *Xiphydria eborata* Konow.

昆蟲學上ノ地位 樹蜂科

體ハ黑色、頭ハ光澤ヲ帶ビ、二個ノ黃白紋ヲ裝フ、後頭ノ兩側縁モ亦黃白ナリ、觸角ハ黑色ニシテ、末端ノ大半ハ黃白、頸ハ長ク、中央ニ黃白ノ一縱條アリ、胸背ニハ粗大ノ點刻多ク、稜狀部下方ノ兩側ニ各一白紋アリ、翅ハ半透明、少シク暗黃色ヲ帶ビ、縁紋及ビ脈ハ暗褐、光線ノ工合ニテ少シク紫色ヲ現ハス、腹部ハ黑色、第三節乃至第八節ノ兩側ニ黃白紋ヲ裝フ、産卵管ノ基部ハ黃褐、脚ハ黒褐、腿節及ビ脛節ノ末端ハ赤褐、雄ハ小形ナレドモ、紋條ハ雌ニ異ナラズ、體長四分一八分、

此ハ札幌地方ニ普通ナル種類ニシテ幼蟲ハほんのきニ蠶入ス、成蟲ハ家屋ニ入り來リテ蠶兒ヲ食ス、分布―樺太、北海道、本州、

(773) りりあしぶこはばち

第四十三圖 (9) (♀) (10) (♂)

學名 *Cimbex sapporensis* Mats.

昆蟲學上ノ地位 葉蜂科 (Tenthredinidae)

體ハ黒藍色、觸角ハ黄色、基部ノ小半ハ黄褐、頭ニハ黒褐毛多シ、微小ノ點刻ヲ装フ、胸背ニアル點刻ハ頭部ニアルモノヨリ判然ス、翅ハ半透明、少シク暗色ヲ帶ビ、縁紋ハ黒褐、前翅ノ外縁ハ暗色ヲ帶ブ、腹部ハ楕圓形ニシテ、第一節ノ裸出部、並ニ第三、第四及ビ第五節ノ兩側ニアル各紋ハ黄白、尾節及ビ腹面ハ黄褐、脚ハ黒藍色、脛節ハ黄褐、跗節ハ黄色、爪ハ黄褐、末端ハ暗褐、雄ハ雌ト同色ナレドモ其異ナル處ハ翅ニ藍色ノ光澤ヲ帶ビ、腹側ノ斑紋ハ黄褐ヲ呈シ、腿節ノ頗ル大ナルニアリ、此ハ札幌地方ニ産スレドモ餘マリ多カラズ、幼蟲ハ柳葉ヲ食ス、體長七分五厘―一寸、分布―北海道、本州、

*Cimbex sapporensis* n. sp. (Pl. XLIII, fig. 9 ♀, 10 ♂).

♀ Dark indigo blue. Antennae yellow, the basal half yellowish brown. Head remotely fine punctured, covered with dark brownish hairs; the genae on their apices yellowish brown; palpi yellow. Pronotum on its hind margin yellowish brown, meso- and metanotum much more closely punctured than on the head. Wings subhyaline, somewhat infuscated, with some bluish reflection; veins yellowish brown, stigma and the apical veins fuscous; the outer margin dusky. Abdomen oblong, fine punctured; the first segment on its posterior half, the side spots of the 3rd, 4th and 5th yellowish white, the 5th, 6th,

7th and 8th segment on its hind margin yellowish brown, the last ventral segment yellowish brown, being on its hind margin strongly excavated. Legs dark indigo blue, tibiae, tarsi and claws yellowish brown, the latter on their apices brownish. ♂ Nearly the same with the ♀ in its coloration, only the side spots of the abdomen and venter being yellowish brown.

Length—23—33 mm.

Hab.—Hokkaido and Honshu (the larvae feed on a willow).

(774)

きいろあしぶこはばち

第四十三圖 (11) (♂) (14) (♀)

學名 *Cimbex taukushi* Marl.

昆蟲學上ノ地位 葉蜂科

體雌ニテハ黒藍色、頭、觸角、前胸背、稜狀部、胸側ノ一紋、第一腹節ノ後半、第三節以下ノ各節、腹面ノ末端及ビ脚ハ黃褐、頭ハ光澤ヲ帶ビ、小點刻ヲ粗布ス、黃毛多シ、胸背ニアル點刻ハ頭部ニアルモノヨリ遙カニ多ク、其内縮刻トナルモノアリ、翅ハ半透明、少シク黃褐ヲ帶ビ、脈ハ黃褐、腹部ハ楕圓形ニシテ、小點刻ヲ密布シ、第三節以下各腹節ノ中央ニ一凹紋ヲ裝フ、腿節及ビ脛節端ノ下部ハ黒藍色、爪ハ黃褐、末端ハ黒褐、雄ニアリテ雌ト異ナル處ハ頭部及ビ前胸ノ黒褐ナルコト、翅端ノ暗色ヲ帶ブルコト、第一腹部ニアル裸出部ハ大ニシテ白色ナルコト、腿節全部黒色ニシテ肥大セルコト並ニ腹面ノ全部黃褐ナルコト等ハ其重ナルモノナリ、體長(♂)九分五厘(♀)九分、此ハ稀ナル種類ナリ、  
分布—北海道、本州、

(775)

すゞきあしぶこはばち

第四十三圖 (12)

(♂)

學名 *Cimbex suzuki Mats.*

昆蟲學上ノ地位 葉蜂科

體ハ黃褐、暗灰色ノ軟毛多シ、額片ハ黃色、其兩側ハ黑褐、大腮ハ黃褐、末端ハ黑褐、觸角ハ黃褐、頭頂ハ黑褐、前胸背ハ黃色、中胸背ハ黑褐、點刻ヲ密布ス、稜狀部及ビ中胸背ノ後縁ハ黃色、翅ハ半透明、前翅ノ前半ハ黃褐ヲ帶ビ、其後半、翅端並ニ後翅ハ鼈甲様ノ黃色、脈ハ黃褐、腹部ハ長楕圓形、初メノ三四節ハ黃褐、各節ノ前縁及ビ接合部ハ黑褐、第三節以下各節ノ中央及ビ兩側ニ黑褐紋ヲ裝フ、第四節若シクハ第五節以下ノ各節ハ黃色、尾節ニハ黑褐紋ヲ缺ク、第一節ノ裸出部ハ黃白、中胸片及ビ後胸片ノ中央紋ハ黑褐、脚ハ黃褐、中後兩肢ノ下面ハ脛節及ビ跗節ヲ除キ黑褐、點刻多ク、後腿節ノ中央ニ黃褐紋ヲ裝フ、後脛節ハ弓狀ニ彎曲ス、雌ハ雄ト畧ボ同色ナレドモ形小ニシテ、腿節ハ肥大セズ、體長七分五厘—九分、此ハ京都鈴木元次郎氏ノ採集ニ係ルモノニシテ稀ナルガ如シ、

分布—本州(京都)、

*Cimbex suzuki n. sp.* (Pl. XLIII, fig. 12, ♂).

♂ Body yellowish brown, covered with soft dark grayish hairs. Clypeus yellow, on its sides dark brown. Mandible yellowish brown, on the apex dark brown. Vertex dark brown. Antennae yellowish brown. Pronotum yellow, impunctured, mesonotum dark brown, closely punctured, scutellum and the hind margin of the mesonotum yellowish. Wings

subhyaline, the anterior half, the outer margin as well as the hind wings pale yellow; veins yellowish brown. Abdomen oblong, the first 3 or 4 segments yellowish brown, the anterior margin and the punctures of the above mentioned segments dark brown; the 4th, 5th and 7th segment yellowish, on the sides and in the middle each with a dark brown spot; pygidium unspotted. Mesonotum and the middle spot of the metanotum dark brown. Legs yellowish brown, the middle and posterior legs, except the tibiae and tarsi, underside fuscous, coarsely punctured, the posterior femur underside in the middle with a yellowish brown spot. ♀ Colored just like the ♂, only being smaller.

Length—23—29 mm.

Hab.—Hionshu (Kyoto, collected by Mr. M. Suzuki).

(776) ほしあしぶこはばち

學名 *Cimbex maculata* Marl.

昆蟲學上ノ地位 葉蜂科

頭、中胸背、胸片、翅底及ビ脚ハ黒藍色、頭ニハ黄色及ビ灰色毛多シ、觸角及ビ大腮ハ黒色、前胸ハ橙黄色ニシテ同色ノ短毛ヲ密生ス、中胸背ニハ小點刻多シ、翅ハ透明ニシテ鼈甲様ノ黄色ヲ帯ビ、脈ハ黄褐、縁紋ハ栗色、腹部ハ黄色、各節ノ中央及ビ兩側ニ黒紋ヲ裝ヒ、第一及ビ第二節ノ中央ニアル紋ハ大ニシテ稍々四角形ヲナス、尾端ノ二節ニ紋ヲ缺ク、尙腹面ノ兩側ニモ黒藍色紋ヲ連ス、脚ニハ灰白毛ヲ密生ス、體長五分、此ハ九州地方ニ稀ナラザルガ如シ、分布—本州、九州、

(777) ようろうあしぶこはばち

學名 *Cimbex yorofui* Marl.

第四十三圖 (14) (♀)

昆蟲學上ノ地位 鋸蜂科

體ハ黃色ト黑色ト相半ス、頭及ビ中後ノ兩胸背ハ綠黑色ニシテ銅色ノ光澤ヲ帶ブ、顔ハ黃色、大腮ノ内側ハ黑褐、觸角ハ暗褐、基節ハ黃色、前胸背及ビ翅底鱗ハ黃色、前者ニハ點刻ヲ密布ス、稜狀部ハ隆起シ、黃色、尙後胸背ノ中央モ黃色ナリ、腹部ハ長楕圓形ニシテ黃色、第一節ノ基部、第二及ビ第三節ノ大部(兩側ヲ除キ)、第四、第五及ビ第六節ノ中央紋、第七及ビ第八節ノ前緣ハ黑色、腹面ハ大部黃色、中央ニ暗褐紋ヲ裝フ、翅ハ半透明、前翅ノ前緣ニ黑褐ノ太キ一縱條アリ、此ハ基部ニテ細シ、脈ハ黑褐、胸面ノ大部ハ黑銅色、脚ハ黃色、基節ノ基部紋及ビ後腿節ノ大部ハ黑銅色、體長六分、此ハ本州ニ産スレドモ稀ナルガ如シ、分布—本州(岐阜、京都)、

(778)

からふとあしぶごはばち

第四十四圖(1) (♀)

學名 *Cimbex tonnaichana* Mats.

昆蟲學上ノ地位 鋸蜂科

體ハ光澤アル黑色、觸角ハ黃色、基部ハ暗褐、大腮ハ黑褐、頭ニハ小點刻ヲ粗布シ、灰色ノ軟毛多シ、胸背ニアル點刻ハ頭部ニアルモノヨリハ大ナリ、翅ハ半透明、鼈甲様ノ黃色ヲ帶ビ、脈、綠紋及ビ翅端ハ暗色、腹部ノ第一節ニアル裸出部ハ灰白ニシテ細シ、尾端ニハ灰白ノ短毛ヲ裝ヒ、産卵管ハ褐色、脚ハ黃色、基節、轉節及ビ腿節ハ黑色、爪ノ末端ハ褐色、體長六分五厘、此ハ樺太地方ニ産スレドモ稀ナルガ如シ、

分布—樺太、

(779) ひらくちはばち

第四十四圖 (2) (♂)

學名 *Trichosoma jozankeannum* Mats.

昆蟲學上ノ地位 鋸蜂科

體ハ黑色、體ニハ灰白毛多シ、光線ノ工合ニテ少シク綠色ヲ帶ブ、觸角ハ黑褐、中央ハ黃褐、頭ニハ小點刻ヲ粗布シ、前頭ニハ軟黒毛ヲ密生ス、單眼ハ赤褐、上唇ハ大ニシテ、半圓形ヲナシ、大腮ノ末端ハ黑褐、胸背ノ點刻ハ頭部ニ於ケルモノヨリ大ニシテ稍ヤ密ナリ、翅ハ半透明、少シク鼈甲様ノ黃色ヲ帶ブ、綠紋及ビ翅ハ暗色、脈ハ翅底ノ半部ニ於テ黃色、翅端ノ半部ニ於テ黑褐、腹部ハ長楕圓ニシテ、尾端ノ二突起ハ黃色、腹面ハ光澤ヲ帶ビ、各節ノ後縁ハ赤褐、脚ハ黑藍色、脛節及ビ跗節ハ黃色、爪ノ末端ハ少シク褐色ヲ帶ブ、體長六分五厘、此ハ札幌地方ニ産スレドモ稀ナリ、分布—北海道、

*Trichosoma jozankeannum* n. sp. (Pl. XLIV, fig. 2, ♂).

Body black, with some greenish shade; covered with soft grayish hairs. Antennae dark brown, in the middle yellowish brown. Head remotely fine punctured, the space between the antennae covered with soft dark hairs; ocelli reddish brown; labrum semioval, large, remotely punctured; mandibles long, black, on the apices piceous. Thorax much more and larger punctured than on the head. Wings subhyaline, with some yellowish shade, pterostigma and the outer margin dark brown, veins in the basal half yellow and in the outer half dark brown. Abdomen oblong, 2 genital appendages yellowish, venter smooth, shining, each segment on its hind margin reddish yellow. Legs dark indigo blue, tibiae and tarsi yellowish, claws on



their apices somewhat brownish.

Length—19 mm.

Hab.—Hokkaido (Sapporo).

(770) おほひらくちはばち

第四十四圖 (♂)  
(♀)

學名 *Trichosoma albopilosum* Mats.

昆蟲學上ノ地位 葉蜂科

此ハ前種ニ酷似スレドモ左ノ諸點ニヨリ容易ニ區別スルコトヲ得ベシ、

一、形遙ニ大ニシテ灰白毛ヲ密生ス、體長八分五厘、

二、額片及ビ上唇ハ黄色、後者ハ稍ヤ圓形ヲナス、大腮ハ黑褐ニシテ基部ハ暗黄、

三、翅ハ細長ニシテ翅端ハ少シク暗色ヲ帶ビ、縁紋下ノ内方少シク暗色ヲ帶ブ、

四、腹面ハ黄褐、尾節ハ稍ヤ圓形ヲナス、短黒毛ヲ裝フ、

五、脚ハ黒色、轉節及ビ跗節ハ黄褐、脛節ハ暗褐ナリ、

此ハ東京地方ニ産スレドモ稀ナリ、

分布—本州、

*Trichosoma albopilosum* n. sp. (Pl. XLIV, fig. 3, ♂).

It differs from the fore going species in the following points :

1. Body much larger, covered with white grayish hairs. Length—25 mm.

2. Clypeus and labrum pale yellow, the latter fast disk-shaped, at the base being somewhat constricted; mandibles dark brown, at the base fulvous.
3. Wings much narrower, the outer margin and the first cubital cell slightly infuscated.
4. The venter yellowish brown, the last segment large and fast round, with short dark hairs.
5. Legs black, with some shade of indigo blue, trochanter and tarsi yellowish brown, tibiae fuscous.

Hab:—Honshu (Tokyo, rare).

(781)

にこへひらぐちはばち

第四十四圖 (4) (♀)

學名 *Clavellaria nitobei* Mats.

昆蟲學上ノ地位 葉蜂科

體黑色、觸角黑褐、末端ノ球桿ハ黃褐、頭ニハ暗色及ビ灰色ノ長毛ヲ裝ヒ、點刻ヲ缺ク、額片及ビ上唇ハ黃色、光澤ヲ帶ビ、額片ヨリ少シク大ニシテ、稍ヤ圓形ナリ、大腮ハ栗色ニシテ、末端ハ少シク淡色、胸背ハ光澤ヲ帶ビ、點刻ヲ粗布ス、翅底鱗ハ黑褐、翅ハ半透明、少シク黃色ヲ帶ビ、縁紋及ビ脈ハ暗褐、翅底脈ハ黃褐、第一副前縁室及ビ外縁ハ少シク暗色ヲ帶ブ、腹部ハ長楕圓形ニシテ、第二節ヲ除キ各腹節ノ後縁ハ黃白、尾端ニ至ルニ從ヒ其幅ヲ増ス、黃褐ノ短毛ヲ粗生ス、腹面ハ黑褐、各節ノ後縁及ビ尾節ハ黃褐、脚ハ黑色、轉節、脛節及ビ跗節ハ黃色、體長七分、此ハ青森ニ産スレドモ稀ナリ、幼蟲ハ萃樹ノ葉ヲ食ス、

分布—本州、

*Clavellaria nitobei* n. sp. (Pl. XLIV, fig. 4, ♀).

Black; head and thorax covered with long grayish hairs. Antennae dark brown, their clavate apices yellowish brown. Head impunctured, covered with gray and fuscous hairs. Clypeus and labrum pale yellow, shining, impunctured, the latter somewhat larger than the former and of a round form. Mandibles castaneous brown, on their apices paler. Thorax shining, fine punctured. Tegulae dark brown. Wings subhyaline, with some yellowish shade; pterostigma and veins fuscous brown, the basal veins paler; the first cubital cell and the outer margin somewhat infuscated. Abdomen oblong, with some short brown hairs, except the 2nd each segment on its hind margin yellowish white. Venter dark brown, each segment on its hind margin and the last segment yellowish brown. Legs black, the trochanter, tibiae and tarsi yellow.

Length—22 mm.

Hab.—Honshu (Aomori, the larvae feed on the apple tree).

(782)

ねじろこんぼうはばち

學名 *Abia Lewisii* Cam.

昆蟲學上ノ地位 葉蜂科

體ハ暗綠色、暗色ノ長毛多シ、觸角ハ黑色、末端ノ球桿ハ赤褐、頭ニハ小點刻ヲ密布ス、大腮ノ末端ハ暗褐、胸背ハ少シク光澤ヲ帶ビ小點刻ヲ粗布ス、翅ハ透明、中央ニ暗色ノ三紋アリ、翅端モ亦少シク暗色ヲ帶ブ、脈ハ翅底ヲ除キ黒褐、腹部ハ楕圓形ニシテ光澤ヲ帶ビ、灰白ノ短毛ヲ密生ス、基節後縁ノ大部並ニ腹面基部ノ大部ハ灰白ナリ、脚ハ黒綠、腿節ノ末端、脛節及ビ跗節ハ黃白、此ハ本州ニ産スレドモ稀ナリ、體長三分、  
分布—本州(岐阜、京都)、

第四十四圖 (5) (♀)

(783) るりこんぼうはばち

學名 *Abia bantaizana* Mats.

昆蟲學上ノ地位 葉蜂科

體ハ黒藍色、黒毛ヲ装フ、觸角ハ黒色、眼ハ黄褐、胸背ニハ小點刻ヲ密布ス、翅ハ半透明、少シク黄褐ヲ帶ブ、線紋ハ黒褐、脈ハ黄褐、中央ニアルモノハ少シク黒褐ヲ帶ブ、腹部ハ長楕圓形、小點刻ヲ密布ス、各節緊縊ヲ有シ、其内第一及ビ第二節ニ於ケルモノ最モ判然ス、尾端ニハ灰白ノ短毛多シ、腹面ハ暗褐、脚ハ黒色、爪及ビ距ハ黄褐、體長四分二厘、此ハ岩代國盤梯山ニ於テ鈴木元次郎氏ノ捕獲セルモノナルガ頗ル珍種ナリ、  
分布—本州(岩代)、

*Abia bantaizana* n. sp. (Pl. XLIV, fig. 6, ♀).

Dark indigo blue, with black hairs. Antennae black. Eyes yellowish brown. Thorax closely fine punctured. Wings subhyaline, with some yellowish brown shade. Pterostigma dark brown, the veins mostly yellowish brown, in the middle the veins somewhat infuscated. Abdomen oblong, closely fine punctured, each segment constricted on its juncture, especially on the first and 2nd segment conspicuous; the last segment covered with short grayish hairs. Venter dark brown. Legs black, claws and spurs yellowish brown.

Length—14 mm.

Hab.—Honshu (Bantaizan, collected by Mr. M. Suzuki).

(784) くろもんちゆれんじ

學名 *Hylotoma (Arga) nigritarsis* Sm.

第四十四圖 (7) (♀)

昆蟲學上ノ地位 葉蜂科

全體藍色、光澤ヲ帶ビ、灰色ノ短毛ヲ裝フ、觸角黑色、三節ナルヲ以テ他ト區別スルコト易シ、頭胸ニ小點刻アレドモ餘マリ判然セズ、翅ハ半透明、少シク黃色ヲ帶ビ、綠紋ヨリ後縁ニ達スル一暗色帶ヲ具ヘ、脈ハ黑褐、腹部ハ紡錘形ヲ呈シ、點刻ヲ缺ク、脚ハ黑色、腿節ノ末端及ビ脛部ノ大部ハ黃褐、跗節ハ黑褐、第一跗節ハ暗褐、體長四分五厘、此ハ本邦ニ産スレドモ稀ナルガ如シ、分布—本州(東京、兵庫)、

(785) むねあかるりはばち

學名 *Ilyotoma (Arga) captiva* Sm.

昆蟲學上ノ地位 葉蜂科

體ハ黑藍色、灰白ノ短毛多シ、觸角ハ黑色、基部少シク紺色ヲ帶ブ、頭ニハ小點刻ヲ粗布ス、胸背ハ赤褐、稜狀部及ビ後胸ハ黑藍色、光澤ヲ帶ビ、點刻ヲ缺ク、翅半透明、少シク暗色ヲ帶ビ、光線ノ工合ニヨリ紫色ヲ現ハス、綠紋及ビ脈ハ黑褐、腹部紡錘形ニシテ、光澤ヲ帶ビ、點刻ヲ缺キ、尾端ニ灰色ノ短毛ヲ裝フ、脚ハ黑藍色、距ハ黑色、爪ハ黃色、體長三分—四分、此ハ本邦何レノ地ニモ普通ナレドモ北海道ニハ稀ナルガ如シ、分布—北海道、本州、九州、臺灣、

(786) りんごはばち

學名 *Ilyotoma (Arga) mali* Mats.

第四十四圖 (9) (♀)

昆蟲學上ノ地位 葉蜂科

體ハ黑色、灰色ノ短毛ヲ密生ス、觸角ハ黃褐、基部ノ二節ハ黑色、下唇鬚ハ暗黃、大腮ノ末端ハ赤褐、頭ニハ小點刻ヲ粗布ス、胸部ハ光澤ヲ帶ビ、微小ノ點刻アレドモ餘マリ判然セズ、翅ハ半透明、少シク黃色ヲ帶ビ、緣紋及ビ脈ハ黑褐、緣紋ノ下方ニ暗色ノ一紋アリ、外緣ノ脈ハ黃褐、腹部ハ光線ノ工合ニテ少シク綠色ヲ現ハス、第三及ビ第四節ハ黃白、脚ハ黑色、少シク綠色ヲ帶ブ、脛節ハ末端ヲ除キ黃白、距ハ暗黃、爪ハ赤褐、體長三分—三分五厘、此ハ札幌地方ニ普通ナル種類ニシテ幼蟲ハ苹樹ノ葉ヲ食ス、分布—北海道(札幌)。

*Hyloroma (Arga) mali* n. sp. (Pl. XLIV, fig. 9, ♀).

Black, covered with short grayish white hairs. Antennae yellowish brown, 2 basal joints black. Labial palpi fulvous. Mandible on its apex reddish brown. Head remotely fine punctured. Thorax shining, very fine punctured, but not distinct. Wings subhyaline, with some yellowish tinge; stigma and veins dark brown, the veins on the outer one third fulvous; below the stigma with a dark spot. Abdomen shining, with some greenish flash, the 3rd and 4th segment yellowish white. Legs black, with some greenish reflection; tibiae except the apices yellowish white. Spurs fulvous, claws reddish brown. Length—8—10 mm.

Hab.—Hokkaido (Sapporo); The larvae feed on the apple tree.

(787)

うすつまぐろはばち

學名 *Tenthredo adusta* Motsch.

第四十四圖 (10)

(♀)

昆蟲學上ノ地位 葉蜂科

體ハ黃褐、灰黃ノ短毛多シ、頭頂ハ光澤アル黑色、兩側ニ白色ノ一縱條アリ、額片及ビ上唇ハ黃白、大腮ハ黃色、末端ノ内側ハ齒ト共ニ黑褐、觸角ハ黃色、胸背ハ點刻アレドモ餘マリ判然セズ、前胸背ノ後縁及ビ稜狀部ハ黃色、翅半透明、髓甲様ノ黃色ヲ帶ブ、縁毛ハ黃色、脈ハ黑褐、外縁ノ三分ノ一ハ暗灰色、腹部ハ尾端ニ至ル迄ハ黑褐、胸面ハ黑色、脚ハ黃色、前中兩基節ニ黑色ヲ帶ブル部分アリ、第五六節ヨリ尾端ニ至ル迄ハ黑褐、脚面ハ黑色、脚ハ黃色、前中兩基節ニ黑色ヲ帶ブル部分アリ、此ハ本邦餘マリ多カラズ、體長四分―五分、分布―北海道、本州、九州、

(788) せぐろあをはばち

學名 *Rhogogastera* (*Tentredo*) *viridis* L.

第四十四圖 (11)

(♀)

昆蟲學上ノ地位 葉蜂科

體ハ黃綠色、觸角ハ黑色、大腮ノ末端ハ黑褐、頭頂ハ光澤アル黑色、前胸背ノ一紋、中胸背ノ半圓紋、稜狀部ノ兩側紋並ニ後胸背ノ兩側紋ハ黑色、翅ハ透明、前縁及ビ縁紋ハ暗褐、脈ハ黃褐、中央ニアルモノハ黑褐、腹部ハ細長、第七節ニテ増幅ス、各節ノ前縁ハ黑色、第五及ビ第六節ノ黑帶ハ中央ニテ分離ス、腹面ノ全部ハ黃綠、中胸片ハ黑色、脚ハ黃綠、後腿節末端ノ内側、脛節ノ末端及ビ跗節ハ黑色、爪ハ末端ニテ赤褐ヲ帶ブ、前中兩肢ノ脛節端及ビ各跗節端ハ少シク黑色ヲ呈ス、體長三分五厘―四分五厘、此ハ札幌地方ニ普通ナル種類ナリ、斑紋ニ變化多シ、

分布—樺太、北海道、本州、支那、西比利亞、歐洲、

(789) はらながくろはばち

學名 *Tenthredo hilaris* Sm.

昆蟲學上ノ地位 葉蜂科

體黑色、觸角ハ體ヨリモ少シク短カク、第三節ハ第四節ヨリ少シク長シ、頭ニハ點刻多ク、額片、上唇及ビ大腮ハ黃白、大腮ノ末端ハ黑色、前胸ノ後縁ハ兩側ニテ黃白、胸背ニハ點刻ヲ粗布ス、稜狀部兩側ノ一小紋並ニ後胸ノ後縁ハ黃白、翅底鱗ハ黃色、翅ハ稍ヤ透明、少シク黃色ヲ帶ブ、脈及ビ綠紋ハ暗褐、前縁及ビ外縁ノ脈ハ黃褐、腹部細長、第一節ノ兩側ニ白紋ヲ具ヘ、雄ニテハ第三、第四、第五ノ三節黃褐、脚ハ黃色若シクハ暗黃、後肢ハ黑色、後基節ノ基部ニ一白紋ヲ裝フ、此種ノ彩色ニハ變化多シ、體長三分五厘—四分五厘、北海道ニハ普通ナリ、分布—北海道、本州、

(790) じやうのはばち

學名 *Tenthredo jonocensis* Mats.

昆蟲學上ノ地位 葉蜂科

體ハ黑色、光線ノ工合ニテ藍色ヲ現ハン、灰色ノ短毛ヲ裝フ、頭ハ大ニシテ光澤ヲ帶ビ、少シク點刻ヲ具ヘ、中央少シク凹陷ス、額片、上唇及ビ大腮ハ黃白、末端黑褐、尙複眼ノ後方ニアルL字形

第四十四圖 (13) (♀)

第四十四圖 (12) (♂)



紋ハ黄白ナリ、觸角ノ第三節ハ第四節ヨリ遙カニ長シ、前胸背ノ後縁、翅底鱗、稜狀部、後胸背ノ後縁、同胸背側ノ一紋及ビ第一腹節ハ黄白、胸背ニハ點刻ヲ密布ス、翅ハ半透明、鼈甲様ノ黄色ヲ帶ビ、短黒毛ヲ装フ、前縁及ビ縁紋ハ黄褐、外縁ノ三分ノ一ハ暗色ヲ帶ズ、脈ハ黒褐、腹部ハ第六七節ニ至リテ増幅ス、第一節ハ中央ニテ分離シ其部分黒褐ナリ、脚ハ黄白、基節ノ基部、腿節及ビ脛節ノ末端ハ黒褐、各跗節ノ末端ハ少シク暗色ヲ帶ビ、爪ハ黄褐ニシテ二分ス、體長五分五厘、分布—九州(豊前城野)。

*Tenthredo jonoensis* n. sp. (Pl. XLIV, fig. 13, ♀).

Black, with some indigo reflection; covered with short grayish hairs. Head large, broader than the thorax, shining, remotely fine punctured; vertex somewhat excavated. Clypeus, labrum and mandibles yellowish white, the apices of the latter dark brown; L-shaped spot behind the eye, the hind margin of the prothorax, tegulae, scutellum, the hind margin of the metanotum and a spot of the mesopleura as well as the first abdominal segment ivory white. The third antennal joint much longer than the 4th. Thorax closely fine punctured. Wings subhyaline, with some yellowish flash; sparsely covered with short black hairs; stigma and costa yellowish brown, the outer one third of the wing fuscous, with some indigo reflection; veins dark brown. Abdomen narrow, broader at the 6th and 7th segment, the first segment in the middle fuscous. Legs yellowish white, coxae at the basis, femora and tibiae on their apices black, each tarsal joint on its apex somewhat fuscous; claws yellowish brown.

Length—17 mm.

Hab.—Kiushu (Jono).

(791) くらむねはばち

學名 *Tenthredopsis nigripectus* Sm.

昆蟲學上ノ地位 葉蜂科

雌雄大ニ其彩色ヲ異ニス、雌ハ黑褐、複眼ノ内側、頰、額片、上唇、大腮(末端ハ暗褐)、稜狀部及ビ後稜狀部ハ黄色、觸角黑褐、下方ニ於ケル各節ノ基部ハ黄褐、胸部ニ判然セザル小點刻ヲ具ヘ、光澤ヲ帶ブ、翅ハ透明、少シク黄色ヲ帶ブ、前縁及ビ縁紋ハ黄色、縁紋ノ内側ハ暗褐、縁紋ノ下方ニ暗色ノ雲狀紋ヲ裝フ、脈ハ暗褐、後翅ハ透明、腹部ハ長楕圓、第四及ビ第五節並ニ第二及ビ第三節ノ兩側ハ黄褐、脚ハ淡黄褐、基節、腿節及ビ後脛節ノ末端ハ黑褐、雄ニテハ觸角黄褐、前翅ノ中央ニ暗色紋ヲ缺クモノアリ、腹部ハ大部黄褐、中胸片ノ兩側ニ黄紋ヲ具ヘ、脚ハ大部黄褐、後腿節ニ黑縦紋アリ、此ハ本邦何レノ地ニモ普通ナリ、體長四分、  
分布—北海道、本州、

第四十四圖 (14) (♀)

(792) むなぐろきばち

學名 *Tenthredopsis platycerus* Marl.

昆蟲學上ノ地位 葉蜂科

體ハ黄褐、觸角ノ中央ハ黑褐、末端ノ二節ハ雌ニテハ黄白、頭頂、前胸背ノ一紋、中胸背ノ二紋、胸面、第一腹節ノ一紋及ビ第三節以下各節ニアル一帯ハ黑褐、翅ハ半透明ニシテ鼈甲様ノ黄色ヲ帶

第四十四圖 (15) (♀)

ビ、前縁及ビ縁紋ハ黃褐、脈ハ暗褐、脚ハ黃褐、基節ノ基部及ビ後腿節ノ大部ハ暗褐、雄ニテハ觸角長大ニシテ稍ヤ體ト同長ナリ、體長五分、此ハ中國ニ稀ナラズ、分布—本州(京都、神戸)、

(793) じようざんはばち

學名 *Tenthredopsis jozanus* Mats.

昆蟲學上ノ地位 葉蜂科

體ハ黑色、灰色ノ短毛多シ、觸角、額片、上唇、大腮、兩鬚、前胸背ノ後縁、翅底鱗、稜狀部、後稜狀部及ビ脚ハ黄色、大腮ノ末端ハ黃褐、觸角第二節乃至第六節ノ外側ハ黑色、頭ニハ小點刻及ビ縮刻ヲ具ヘ光澤アリ、胸背ニハ點刻ヲ密布ス、稜狀部ト後稜狀部トノ中間ニ三角形ノ白紋ト同色ノ二點トアリ、翅ハ透明、籠甲様ノ黄色ヲ帶ビ、前縁及ビ縁紋ハ黄色、外縁ニハ卵形ノ一暗色紋アリ、脈ハ暗褐、腹部ハ暗褐、兩側及ビ腹面ハ淡色、第五及ビ第六節最モ大ナリ、基節及ビ腿節ノ外方ニ黒縦條ヲ裝フ、跗節ハ黄白、爪ハ末端ニテ黄白、體長四分、此ハ札幌地方ニ産スレドモ稀ナリ、分布—北海道(札幌定山溪)、

*Tenthredopsis jozanus* n. sp. (Pl. LXIV, fig. 16, ♀).

♀ Black, with short grayish hairs. Antennae, palpi, clypeus, labrum, the hind margin of the pronotum, tegulae, scutellum, postscutellum and legs yellow. Mandibles on their apices yellowish brown. Antennae slender, the 2nd, 3rd and 4th on each outer side with a longitudinal dark line. Head fine punctured and somewhat wrinkled, shining. Thorax fine

punctured, between the scutellum and postscutellum with a white triangular spot and the same colored 2 points. Wings hyaline, with some yellowish flash, the costa and stigma yellow, the veins dark brown; at the apex with an oval-shaped dark spot. Abdomen castaneous brown, on the sides and at the venter yellowish brown. Coxae and femora on each outer side with a dark brownish, longitudinal line. Tarsi yellowish white, the claws on the apices yellowish brown.

Length—12 mm.

Hab.—Hokkaido (Sapporo, rare).

(794) はきはばち

第四十四圖 (17) (♀)

學名 *Tenthredopsis hakiensis* Mats.

昆蟲學上ノ地位 葉蜂科

體ハ黄褐、觸角ハ基部ヲ除キ暗褐、頭頂ハ暗褐、光澤ヲ帶ブ、粗大ノ淺キ點刻アリ、額片、上唇及ビ大腮ハ黄白、大腮ノ末端ハ暗褐、前胸背ノ後縁ニ四個ノ暗褐紋ヲ並列シ、中胸背ニハ同色ノ三大紋アリ、點刻ヲ密布ス、稜狀部ハ稍ヤ三稜形ニ突出ス、翅ハ透明、籠甲様ノ黄色ヲ帶ビ、前縁ハ暗褐、縁紋ハ黄色、外縁ハ廣ク黑色、少シク紫色ヲ帶ブ、脈ハ黒褐、腹部暗褐、少シク紫色ヲ帶ビ、第三、第四及ビ第五節ノ背上並ニ腹面ハ黄色、胸片及ビ胸側ハ黑色、粗大ノ點刻多シ、中胸片ノ兩側ニハ一棘狀突起アリ、脚ハ黄色、後肢ノ基節、腿節ノ末端並ニ脛節ノ大部ハ黒褐、爪ハ末端ニテ黄褐、體長六分、此ハ熊本葉木ニテ採集セラレタリ、分布—九州(熊本葉木)。

*Tentiredopsis hakiensis* n. sp. (Pl. I. XIV, Fig. 17, ♀).

Yellowish brown. Antennae except the basis dark brown. Head on its vertex dark brown, shining, with large shallow punctation. Clypeus, labrum and mandibles yellowish white, the latter on their apices dark brown. Pronotum on its hind margin in a transverse row with 4 brownish spots; mesonotum fine punctured, with 4 large brownish spots. Scutellum pyramidally elevated. Wings hyaline, with some yellowish flash, the costa dark brown, the stigma yellow, the outer margin broadly black, with some bluish reflection, the veins dark brown. Abdomen dark brown, with some bluish lustre, the 3rd, 4th and 5th segments each in the middle and at the venter yellowish. Sternum and pleurae dark, with large rough punctation, mesosternum on each side with a acute spine. Legs yellow, the hind coxae, the apices of the hind femora and the larger part of the hind tibiae dark brown; the claws at the apices yellowish brown.

Length—18.5 mm.

Hab.—Kinshu (Kannamoto, Haki).

(795)

きぐちはばち

第四十四圖 (18)

(♀)

學名 *Tentiredopsis flavomandibulata* Mats.

昆蟲學上ノ地位 葉蜂科

體ハ黑色、額片、上唇及ビ大腮ハ黄色、但シ後者ノ末端ハ黄褐、觸角ハ黑色、第三節ノ基部暗褐、頭ニハ粗大ノ點刻多シ、前胸背ノ後縁及ビ翅底鱗ハ黄色、中後ノ兩胸背ニ點刻ヲ密布スレドモ、之レハ頭部ニアルモノヨリハ遙ニ小ナリ、後胸ノ後縁ハ黄色、翅ハ半透明、黄褐ヲ帶ビ、脈及ビ縁紋ハ暗褐、第三、第四及ビ第五腹節ハ黄褐ナレドモ側面ハ黒褐、第一節ノ兩側ハ黄色、第一乃至第五

腹面節ノ中央ハ黃褐、後胸側ニ各一個ノ黃紋ヲ裝フ、脚ハ黑褐、腿節ノ基部、脛節及ビ跗節ノ大部ハ黃褐、體長五分五厘、此ハ七月頃東京地方ニ産スレドモ其數多カラズ、  
分布—本州(東京)、

*Tenthredopsis flavomandibulata* n. sp. (PL. XLIV, Fig. 18, ♀).

Body black. Clypeus, labrum and mandibles yellow, the latter at the apices being somewhat fuscous. Antennae black, the basal part of the 3rd segment being dark brown. Head roughly punctured. Meso- and metanotum closely fine punctured. Wings subhyaline, with a yellowish brown shade, stigma and veins dark brown. Abdomen cylindrical, the 3rd, 4th and 5th segments above yellowish brown, on the sides dark brown; 1—5 ventral segments each in the middle yellowish brown. Metapleurae on each side with a yellowish spot. Legs dark brown, femora at the basis, tibiae and tarsi largely yellowish brown. Length—13 mm.

Hab.—Honshu (Tokyo).

(796) りりばらはばち

第四十四圖 (19) (♀)

學名 *Tenthredopsis abdominalis* Mats.

昆蟲學上ノ地位 葉蜂科

體ハ黑色、大腮ノ基部ハ白色、中央ハ黑褐、末端ハ黃褐、額片ノ兩側ニ各一白紋アリ、第三觸角節ハ第四節ヨリモ明ニ長シ、頭ニ粗大ノ點刻アリ、稜狀部ノ後方ニハ灰白ノ二小紋ヲ裝フ、翅ハ透明、少シク黄色ヲ帶ブ、脈及ビ縁紋ハ黑褐、腹部ハ黑藍色、稍々圓柱形ニシテ第六及第七ノ兩節ハ他ヨ

リ幅廣シ、第一節ノ兩側ニ灰白ノ一紋ヲ裝フ、脚ハ黑色、前肢腿節ノ末端、脛節ノ前面及ビ第一跗節ノ前方ハ黃白、爪ノ末端及ビ距ハ黃褐、體長四分五厘、此ハ札幌地方ニ産スレドモ稀ナリ、分布—北海道(札幌)。

*Tenthredopsis abdominalis* n. sp. (Pl. XLIV, Fig. 19, ♀).

Body Black. Mandibles at the basis white, in the middle fuscous, at the apices yellowish brown. Clypeus with a white patch on each side. Head roughly punctured. Pro-meso-and metanotum very fine punctured, behind the scutellum each side with a grayish white spot. Wings hyaline, with a yellowish flash; stigma and veins dark brown. Abdomen dark indigo blue, cylindrical, near the apex somewhat inflated; each side of the first abdominal segment with a grayish white spot. Legs black, the apices of the anterior femora, the front side of the anterior tibia and the first tarsal segment yellowish white. The claws at the apices and the spurs yellowish brown.

Length—14 mm.

Hab.—Hokkaido (Sapporo).

(797)

おほつまぐろはばち

第四十四圖 (20) (♂)

學名 *Tenthredopsis providens* Sm.

昆蟲學上ノ地位 葉蜂科

體ハ黃褐、頭頂ハ廣ク黑色、額片、上唇及ビ大腮ハ黃色、但シ後者ノ末端ハ少シク黃褐ヲ帶ブ、觸角ハ黑褐、基部ノ兩三節ハ黃褐、前胸背ノ後縁、翅底鱗、稜狀部及ビ後稜狀部ハ黃色、翅ハ透明、

少シク黄色ヲ帶ビ、外縁ハ廣ク暗色、脈ハ黑褐、縁紋ハ黄色、腹部ハ平タク、第一腹節ハ黄色、各節ノ前縁、兩側ノ二點及ビ尾端ノ三四節ハ黑褐、脚ハ黄色、後肢腿節ノ上方及ビ同脛節ノ末端ハ黑褐、中腿節ノ末端ニ黑褐ノ一小紋アリ、體長五分、此ハ餘マリ多カラザル種類ナリ、  
分布—本州(東京)、

(798) ねうすきはぼち

第四十四圖 (21) (♂)

學名 *Tenthredopsis basalis* Mats.

昆蟲學上ノ地位 葉蜂科

體上ハ黑色、體下ハ黄色、額片、上唇、大腮及ビ兩鬚ハ黄白、但シ大腮ノ末端ハ暗褐、觸角ハ黑褐、下面ハ黄褐、第一節ハ黄色、前胸ノ後縁、翅底鱗、稜狀部、後稜狀部及ビ後胸ノ後縁並ニ第一腹節ノ中央紋ハ黄色、翅ハ透明、少シク黄色ヲ帶ビ、脈及ビ縁紋ハ暗褐、腹部ハ圓柱形ニシテ中央少シク縊レ、基部中央紋ヲ除キ及ビ兩側ハ黑色乃至黑褐、第五節以下ハ全部黄褐、第三、第四及ビ第五節ノ中央モ亦黄褐、脚ハ黄色、後肢ハ黄褐、同腿節ノ上面ハ黑褐、體長三分五厘、此ハ京都鈴木元次郎氏ノ採集ニ係ルモノナリ、  
分布—本州(京都)、

*Tenthredopsis basalis* n. sp. (Pl. XLIV, Fig. 21, ♂).

Body above black, underside yellow. Clypeus, labrum, palpi and mandibles pale yellow, the latter being at the apices



dark brown. Antennae above dark brown, underside yellowish brown, the first joint being yellow. Pronotum on its hind margin, tegulae, scutellum postscutellum and the hind margin of the nectanotum yellow. Wings hyaline, with some yellowish shade, stigma and veins dark brown. Abdomen cylindrical, in its middle somewhat narrower, 2 basal segments shining black, the first segment in the middle with a yellowish spot; the 3rd, 4th and 5th segment on the sides dark brown; the remaining segments yellowish brown. Legs yellow, the hind femora above dark brown.

Length — 11mm.

Hab. — Honshu (Kyoto, collected by Mr. M. Suzuki)

(799)

つまじろくろはばち

第四十四圖 (22)

(♀)

學名 *Macrophya apicalis* Sm.

昆蟲學上ノ地位 葉蜂科

體ハ黑色、觸角ノ末端(三節)ハ白色、更ニ其末端ハ少シク暗色ヲ帶ブ、上唇及ビ大腮ノ基部ハ黃白、大腮ノ末端ハ黃褐、頭及ビ胸背ニアル點刻ハ稍ヤ其太サヲ等シクス、稜狀部ハ稍ヤ六角形ニシテ白色ナリ、翅ハ透明、少シク黃褐ヲ帶ビ、脈及ビ縁紋ハ暗褐、腹部ハ光澤アル黑色、尾端ニ至ルマデ稍ヤ同幅、後肢基節後方ノ一紋ハ白色、同節ノ末端及ビ同轉節ハ黃白、前腿節ノ末端、同脛節ノ前方及ビ第四跗節ノ基部ハ灰白、體長四分、此ハ本邦何レノ地ニモ稀ナラズ、分布—北海道、本州、九州、

(800) くろすちはばち

第四十四圖 (23) (♂)

學名 *Macrophya nigrolineata* Mats.

昆蟲學上ノ地位 葉蜂科

體ハ黃白、頭頂ノ冠狀紋、前胸背ノ兩側紋、中胸背ノ三紋、後胸背ノ大部及ビ各腹節ノ橫帶ハ黑色、觸角ノ上面ハ黑色、下面ハ黃白、稜狀部及ビ後稜狀部ハ黃白、翅ハ透明ニシテ少シク灰色ヲ帶ブ、脈及ビ綠紋ハ黑褐、光線ノ工合ニテ虹様ノ色彩ヲ現ハス、各腹節ノ中央ニ黃白ノ三角紋ヲ裝フ、脚ハ黃白、後腿節ノ外側ニアル一縱線、同脛節基部ノ三分ノ二並ニ末端及ビ跗節(各節ノ末端ハ灰白)ハ暗褐、體長三分、此ハ札幌地方ニ産スレドモ稀ナリ、分布—北海道(札幌)。

*Macrophya nigrolineata* n. sp. (PL. XLIV, Fig. 23, ♂).

Body pale yellow. A crown shaped spot of the vertex, a side spot of the pronotum, 3 large spots of the mesosotum, metnotum and each band of the abdominal segment black. Antennae above black, underside pale yellow. Scutellum and postscutellum with the narrow hind margin pale yellow. Wings hyaline, strong iridescent, stigma and veins dark brown. Each abdominal segment of the female on its hind margin pale yellow, by the male each segment in the middle with a triangular pale yellowish spot. Legs pale yellow, the hind femora on each outside with a short longitudinal black line, the same tibiae at the basal two thirds and the apices, as well as tarsi (except the base of each joint, which is grayish white) dark brown.

Length — ♀ 10 mm., ♀ 8 mm.

Hab. — Hokkaido (Sapporo, rare).

(801)

さっぽろはばち

第四十四圖 (24)

(♀)

學名 *Macrophya sapporonis* Mats.

昆蟲學上ノ地位 葉蜂科

體ハ黑色、眼ノ内側、頭ノ後縁、額片、上唇、前胸背ノ後縁、翅底鱗、稜狀部、後胸背ノ二點及ビ第一腹節並ニ尾端ハ黄色、觸角ハ黄褐、第一節乃至第四節ノ上面ハ黒褐、頭及ビ胸背ノ點刻ハ稍ヤ大ナラ等クス、翅ハ透明、少シク黄色ヲ帶ブ、脈及ビ縁紋ハ暗褐、前縁ハ黄褐、腹部ハ黄褐、長楕圓、初三節基部ノ中央ハ暗褐、第五及ビ第六ノ兩節最モ廣シ、腹面ハ黄褐、黒紋ヲ散在ス、胸側ニ黄白紋ヲ裝フ、脚ハ黄色、基節ハ黑色、各外側ニ一白紋ヲ裝フ、各腿節ノ内側ニ黒縦條アリ、尙脛節ノ末端ハ暗褐ナリ、體長三分、此ハ札幌地方ニ稀ナラズ、分布—北海道(札幌)、

*Macrophya sapporonis* n. sp. (Pl. XLIV, Fig. 24, ♀).

Body black. The inner sides of the eyes, the hind margin of the head, clypeus, labrum, the hind margin of the pronotum at the sides, tegulae, scutellum, 2 spots of the metnotum, the first abdominal segment as well as the pygidium at the apex yellow. Antennae yellowish brown, 1—4 joints above dark brown. Head and notum sanely punctured. Wings hyaline, with some yellowish shade; veins and stigma dark brown, costa yellowish. Abdomen yellowish brown, oblong, the first 3 segments at the basis dark brown. Meso- and metapleurae each with a yellowish white spot. Legs yellow, coxae black, on each outside with a white spot; femora on each inner side with a longitudinal dark stripe; the apices of the tibiae dark brown.

Length — ♀ 9—10 mm.

Hab.—Hokkaido (Sapporo).

(802) こしまはばち

學名 *Pachyprotarsis pallidiventris* Marl.

昆蟲學上ノ地位 葉蜂科

體上ハ光澤アル黑色、體下ハ黃白、頭ハ黃白、頭頂及ビ後頭ハ黑色、大腮ノ末端ハ暗褐、觸角ハ黑色、第一及ビ第二節ノ下面ハ黃白、中胸背ニアルV字形紋、翅底鱗ノ前方、稜狀部及ビ其後方ニアル一小紋ハ黃白、翅ハ透明、少シク黃色ヲ帶ブ、脈及ビ縁紋ハ黑褐、腹部ハ平タク、第三及ビ第四節ノ後縁ハ黃白、尾節ヲ除キ各節中央ノ後縁ニ黃白紋アリ、腹面ハ黃白、各節ノ中央ハ黑色、中胸片ノ兩側ニ一黑縦條アリ、脚ハ黃白、前中兩腿節、脛節及ビ跗節ニ黑色ノ縦條アリ、後基節ニ黑色ノ縦線ヲ具ヘ、腿節ノ末端、脛節及ビ跗節ハ黑色、但シ第一跗節ノ基部及ビ距ハ黃褐ナリ、體長三分、此ハ札幌地方ニ産スレドモ稀ナリ、

(803) おほこしあかはばち

學名 *Siobla grandis* Mats.

第四十四圖 (26) (♀)

第四十四圖 (25) (♀)

昆蟲學上ノ地位 葉蜂科

體ハ黒褐、觸角、額片、上唇、大腮、頰、後頭ノ一紋、前胸背ノ後縁、翅底鱗、稜狀部、後胸背ノ大部及ビ腹部ノ初三節ハ黄褐、觸角ハ短大、末端少シク暗色ヲ帶ブ、頭及ビ胸背ニハ粗大ノ點刻及ビ顆粒アリ、稜狀部ハ稍ヤ三稜形ヲナシテ突出ス、翅ハ鼈甲様ノ半透明、脈ハ暗褐、縁紋ハ黄褐、腹部ハ稍ヤ胸部ト同幅、第一節ノ基部ハ中央ニテ隆起ス、第三節ノ後縁並ニ以下ノ各節ハ黒褐、腹面ノ大部ハ黄褐、脚ハ黄褐、前中兩肢ノ基節紋及ビ腿節ノ縦條ハ黒色、後肢ノ基節(末端ヲ除キ)、腿節(基部ヲ除キ)並ニ脛節端ハ黒色、中胸片ニハ顆粒突起多シ、體長四分八厘、此ハ札幌地方ニ産スレドモ稀ナリ、

分布—北海道(札幌)

*Siobla grandis* n. sp. (Pl. XLIV, Fig. 26, ♀).

Body dark brown. Antennae, clypeus, labrum, mandibles, a spot on the occiput, genae, the hind margin of the pronotum, tegulae, scutellum, the larger part of the metanotum, and the first 3 segments of the abdomen yellowish brown. Antennae short, at the extreme apices fuscous. Head and thorax strongly punctured and granulated. Scutellum pyramidally elevated. Wings subhyaline, with a yellowish brown shade; veins fuscous, stigma yellowish brown. Abdomen broad, the first segment at the base with a tooth-like elevation, the hind margin of the 3rd and the following segments dark brown. Venter pale yellowish brown. Legs yellowish brown; coxal spots and a femoral stripe of the anterior and middle legs, hind coxae except the apices, hind femora except the basis, as well as the tips of the hind tibiae black. Mesopleurae strongly granulated.

Length — 15 mm.

Hab.—Hokkaido (Sapporo).

(804) ふごはちがたはばち

第四十四圖 (27) (♀)

學名 *Conospidia umbrosa* Mats.

昆蟲學上ノ地位 葉蜂科

體ハ暗褐、頭ハ黃白、頭頂ハ黑色、但シ單眼ノ部分及ビ後頭ハ黃白、觸角ハ紡錘狀ニシテ黑褐、基部ノ三節ハ暗褐、大腮ハ黃白、末端ハ黑褐、頭ハ點刻ヲ缺ク、胸背ニハ微小ノ點刻多シ、前胸背ノ後縁ハ黃白、中胸背ノ斜溝、翅底鱗及ビ稜狀部ノ兩側ハ黃褐、稜狀部ノ二紋及ビ後稜狀部ハ黃色、翅ハ半透明、少シク黃色ヲ帶ブ、脈ハ暗褐、縁紋ハ黃褐、縁紋ノ下方ニ暗色ノ一斜條アリテ翅端ニ達ス、腹部ハ基部ニテ細ク、第五及ビ第六節ニテ太シ、第一節、第二節ノ兩側、第三節ノ後縁、第四節ノ兩側、第六、第七及ビ第八節ノ二紋並ニ尾節ハ黃色、前中後ノ三胸側ニ各一個ノ黃白紋アリテ中胸ニアルモノ最モ大ナリ、脚ハ黃褐、基節ニアル二條及ビ腿節ノ一縱條ハ黑褐、跗節ハ黃色、體長四分五厘、此ハ札幌地方ニ産スレドモ稀ナリ、一見細腰蜂ニ似タリ、  
分布—北海道(札幌)。

*Conospidia umbrosa* n. sp. (Pl. XLIV, Fig. 27, ♀).

♀ Body dark brown. Head pale yellow, vertex black, the frontal part of the ocelli and the middle part of the occiput pale yellow. Antennae dark brown, the first 3 segments somewhat paler in the color. Mandibles yellow, the apical half yellowish brown, the extreme apex fuscous. Head impunctured. Thorax very fine punctured. Pronotum on its hind margin

yellow; the mesonotal furrows, tegulae, the sides of the scutellum and postscutellum yellow. Wings subhyaline, with some yellowish shade, veins fuscous, stigma yellowish brown, below the stigma with a fulvous stripe, which reaching the outer-margin. Abdomen narrow at the base, the 5th and 6th segments broad, the first, the 2nd at the sides, the 3rd at the hind margin, the 4th at the sides, a spot of the 9th, 7th and 8th, as well as pygidium yellow. Pro-meso- and metapleurae on each side with a yellowish spot, of which the middle spot being largest. Legs yellowish brown, 2 stripes of the coxae, a longitudinal stripe of each femur dark brown, tarsi yellow.

Length—15 mm.

Hab.—Hokkido (Sapporo).

(805) はちがたはばち

第四十四圖 (28) (♀)

學名 *Conospidia cylindrica* Mats.

昆蟲學上ノ地位 葉蜂科

體上ハ黃褐、體下ハ黃色、前頭ハ黃色、單眼ヨリ觸角間ニ向テ一黃褐線ヲ送ル、觸角ハ黃褐、基節ハ淡色、前胸背ノ後緣、中胸背ノ溝側紋、稜狀部、後胸背ノ大部並ニ第一腹節ハ黃白色、胸背ニハ小點刻ヲ粗布ス、翅ハ半透明、少シク黃色ヲ帶ビ、脈ハ暗褐、前緣及ビ緣紋ハ黃褐、腹部ハ細長ニシテ第七節最モ廣シ、第二、第三及ビ第四節ハ黃色ニシテ各節ノ後緣及ビ兩側ハ黃褐、第五及ビ第六節ハ黃褐、次節ハ黃色、脚ハ黃色、基節ノ縱條、腿節及ビ脛節ノ細縱線ハ黑色、此ハ前種ニ似タレドモ細形ナルヲ以テ容易ニ區別スルコトヲ得ベシ、體長四分五厘、

分布—本州(京都)。

*Conospidia cylindrica* n. sp. (Pl. XLIV, Fig. 28, ♀).

Body yellowish brown, underside yellow. Anterior half of the head yellow, between the antennae with a longitudinal yellowish brown stripe. Antennae yellowish brown, the basal joint paler in the color. Pronotum on its hind-margin, 4 oblique stripes along the mesonotal furrows, scutellum, the larger part of the metanotum, as well as the first abdominal segment pale yellow. Thorax sparsely fine punctured. Wings subhyaline, with some yellowish shade; veins fuscous, costa and stigma yellowish brown. Abdomen yellow, narrow, at the 7th segment broadest; the sides of each segment, as well as the 5th and 6th segments yellowish brown. 1. legs yellow, a broad coxal and a narrow femoral as well as a tibial stripe black.

Length — 14 mm.

Hab.—Honshu (Kyoto).

(806) きむねこしぼそはばち

第四十四圖 (29) (♀)

學名 *Allantus flavipectus* Mats.

昆蟲學上ノ地位 葉蜂科

體ハ黄色、頭頂、後頭、觸角、中胸背、第二及ビ第五節以下ノ各腹節ハ黑色、頭ハ大ニシテ稍ヤ四角形ヲ呈シ、複眼ノ内側ハ細ク黄色、觸角ノ基節ハ黄色、大腮ノ末端ハ黒褐、稜狀部ハ黄色、三稜形ニ隆起シ、其後方ハ黑色、後胸背ハ大部黄色、後稜狀部ノ後方モ亦黑色、翅ハ半透明、少シク黄褐ヲ帶ビ、前縁ノ外縁ハ暗色、脈ハ暗褐、縁紋ハ黄褐、第一腹節ノ後方、第二節ノ後縁ニ近キ一横



線並ニ第三及ビ第四ノ兩腹節ハ黃色、第五節以下ノ各節ハ少シク紫色ヲ帶ズ、尾節ハ黃色、中胸背ノ兩側ニ黒紋ヲ裝フ、脚ハ黃色、腿節及ビ脛節ノ上方ニ暗褐ノ一縱條アリ、但シ前肢ノ腿節ニハ之レヲ缺ク、體長四分、此ハ熊本地方ニ産スレドモ稀ナリ、分布—九州(熊本、五ヶ庄)、

*Allantus flavipectus* n. sp. (Pl. XLIV, Fig. 29, ♀).

Body yellow. Head above, antennae except the scapi, mesonotum, the 2nd, 5th, 6th, 7th and 8th abdominal segments black. Mandibles at the apices dark brown; scutellum yellow, in the middle black. The larger part of the metanotum yellow, postscutellum black: Wings subhyaline, with a yellowish brown shade, veins and a broad stripe at the costa beyond the stigma fuscous, stigma yellowish brown. The first, except the anterior margin, the 3rd and 4th abdominal segment yellow, the 2nd with a narrow yellowish band near the hind margin; the apical 4 segments with a purple reflection. Mesosternum with a irregular dark marking. Legs yellow, femora (except the anterior legs) and tibiae each above with a longitudinal dark brown line.

Length — 12 mm.

Hab. — Kiushu (Kunamoto).

(807)

むなぐろこしぼそはばち

第四十五圖(1)

(♀)

學名 *Allantus nigripectus* Mats.

昆蟲學上ノ地位 葉蜂科

體ハ黒褐、體下ハ黒色、額片、上唇、大腮、觸角ノ基節、前胸ノ側片、稜狀部ノ兩側紋、中後兩胸

背ノ後縁、第一腹節ノ中央紋並ニ第三腹節ハ黄色、複眼ノ内側、後頭ノ兩側、前胸背ノ後縁、翅底鱗及ビ稜狀部ハ黄褐、翅ハ半透明、少シク黄色ヲ帶ビ、脈及ビ前縁ノ外方ニアル太キ縦條ハ暗褐、緑紋ハ黄褐、腹部ハ黒褐ナレドモ少シク紫色ヲ帶ブ、尾端ノ二節ハ灰黄、脚ハ黄褐、前中兩肢ノ腿節ニハ二個、脛節ニハ一個ノ黒縦條アリ、全基節、轉節並ニ後腿節ハ黒色、體長四分五厘、前種ニ似レドモ體下黒色ナルヲ以テ容易ニ區別スルコトヲ得ヘシ、  
分布—北海道(札幌)、

*Allantus nigripectus* n. sp. (Pl. XLV, Fig. 1, ♀).

Body above dark brown, underside black; clypeus, labrum, mandibles except the apices, scapi propleurae, a side mark of the scutellum, and the hind margin of the meso- and metanotum narrowly, a spot of the first abdominal segment, as well as the 3rd segment yellow. The inner margins of the eyes, a side mark of the occiput, the hind margin of the pronotum, tegulae, and scutellum yellowish brown. Wings subhyaline, with a yellowish brown shade, veins and a broad costal stripe beyond the stigma fuscous, stigma yellowish brown. Abdomen dark brown, with some purple reflectio.; the apical 2 segments grayish yellow. Legs yellow, coxae and trochanter black, the anterior and middle femora with 2 longitudinal black stripes, the same tibiae with one black stripe, the hind femora black. It resembles much to the foregoing species, but being easily distinguished by the black sternum of this species.

Length—14 mm.

Hab.—Hokkaido (Sapporo).

(808)

ふたをびはばち

學名 *Allantus bicinctus* Mats.

第四十五圖 (2)

(♀)

昆蟲學上ノ地位 葉蜂科

體ハ黑色、觸角及ビ大腮ハ暗褐、大腮ノ基部ハ黄色、頭部ニ灰色毛ヲ密生ス、前胸ノ後縁及ビ翅底鱗ハ黄色、但シ後者ノ中央ハ少シク暗色ヲ帶ブ、胸背ニハ粗大ノ點刻ヲ密布ス、稜狀部ハ三稜形ニ隆起シ滑澤ナリ、翅ハ半透明、少シク黄褐ヲ帶ブ、前縁ハ廣クシテ暗褐、翅端ニテ紫色ヲ現ハス、縁紋ハ黄褐、腹部ハ黑色ニシテ少シク紫色ヲ帶ビ、第一及ビ第五腹節ニ各一個ノ黄色帶アリテ、第一節ニアルモノハ少シク淡色ナリ、中胸側ニ粗大ノ點刻多シ、中胸側ニ黄色ノ一紋アリ、脚ハ黄褐、基節、轉節、及ビ腿節ノ大部ハ黑褐、前中腿節ノ上方及ビ後腿節ノ末端ハ黄褐、脛節ノ上方少シク暗色ヲ帶ブ、體長五分、此ハ箱根地方ニ稀ナラズ、分布—本州(箱根)、

*Allantus bicinctus* n. sp. (Pl. XLV, Fig. 2, ♀).

Body black, with short grayish hairs. Antennae and mandibles dark brown, the latter at the basis yellowish. The hind margin of the pronotum, the tegulae (in the middle fuscous), a side mark of the metapleuras and the first and 5th abdominal bands yellow. Thorax strongly punctured; scutellum smooth, pyramidally elevated. Wings subhyaline, with some yellowish brown shade; at the costa a broad longitudinal fuscous stripe, which at the apex reflecting some purple color; stigma yellowish brown, veins fuscous. Abdomen smooth, shining, with some blue reflection. Legs yellowish brown, coxae, trochanters and femora largely dark brown; the anterior and middle femora above and the posterior femora at the apices yellowish brown, tibiae above somewhat fuscous.

Length—14 mm.

Hab.—Honshu (Hakone).

(809) つませぐろはばち

學名 *Allantus sapporensis* Mats.

昆蟲學上ノ地位 葉蜂科

體ハ淡綠黃、頭頂、後頭、觸角基節ヲ除キ、中胸背ノ三紋(後方ノ二紋ハ愈着ス)、第二、第五、第六及ビ第七腹節ノ中央紋ハ黑色、大腮ノ末端ハ黃褐、翅ハ透明、少シク黃色ヲ帶ブ、脈ハ黑褐、緣紋ハ黃褐、腹部ハ淡黃褐、脚ハ淡綠黃、腿節及ビ跗節ノ縱條ハ黑色、但シ前肢ニハ之レヲ缺ク、體長三分六厘、此ハ札幌地方ニ産スレドモ稀ナリ、分布—北海道(札幌)。

第四十五圖(3) (♀)

*Allantus sapporensis* n. sp. (Pl. XLV, Fig. 3, ♀).

Body pale yellow. Vertex, occiput, antennae except the scapi, 3 spots of the mesonotum (2 hind spots being united together), markings of the 2nd, 5th, 6th, and 7th abdominal segments black. Legs pale yellow, the middle and posterior femora, tibiae and tarsi each with a longitudinal black stripe.

Length—11 mm.

Hab.—Hokkaido (Sapporo, rare).

(810) つまぐろはばち

學名 *Sciapteryx apicalis* Mats.

昆蟲學上ノ地位 葉蜂科

第四十五圖(4) (♀)

黒色、灰白ノ短毛多シ、上唇、大腮及ビ兩鬚ハ黄褐、頭ニハ粗大ノ點刻ヲ散在ス、胸背ニアル點刻ハ淺クシテ餘マリ判然セズ、後胸背ニ二黄紋アリ、翅ハ透明、脈ハ黄褐、前縁、縁紋及ビ中脈ハ黒褐、腹部ハ赤褐、初メノ二節並ニ尾端ノ二節ハ黒褐、基部ノ二節ニハ粗大ノ點刻多シ、脚ハ黒色、中後兩肢ノ脛節ハ基部ニテ黄色、前肢ハ大部黄色ニシテ腿節ノ基部、轉節及ビ基部ハ黒色ナリ、體長三分五厘、此ハ札幌地方ニ産スレドモ餘マリ多カラズ、分布—北海道(札幌)。

*Sciopteryx apicalis* n. sp. (Pl. XLV, Fig. 4, ♀).

Body black, with short grayish hairs. Labrum, mandibles and palpi yellowish brown. Head sparsely large punctured. The punctuation of the thorax shallow and indistinct. Metanotum with 2 yellowish spots. Wings hyaline; veins yellowish brown, costa, stigma and the middle vein dark brown. Abdomen reddish brown, the 2 first as well as 2 last segments dark brown, the 2 basal segments being coarsely punctured. Legs black, the basal parts of the middle and posterior tibiae yellow; the anterior legs largely yellow, the basal parts of the femora, the trochanter and the coxae being black.

Length—11 mm.

Hab—Hokkaido (Sapporo).

(811) もいはながはばち

第四十五圖(5) (♂)

學名 *Strongylogaster moiwanus* Mats.

昆蟲學上ノ地位 葉蜂科

體ハ黒色、上唇及ビ大腮ハ褐色、兩鬚ハ暗褐、頭ニハ小點刻多シ、前胸ノ後縁及ビ翅底鱗ハ黄色、

後胸背ノ二紋ハ白色、翅ハ透明、少シク黄色ヲ帶ブ、脈及ビ緑紋ハ重ニ暗褐、前縁及ビ翅底ハ黄色、腹部ハ黒褐、第二節以下各節ノ後縁ハ黄褐、特ニ第三及ビ第四節ニ於テ幅廣シ、脚ハ黒色、腿節ノ末端、脛節ノ基部並ニ後肢第一跗節ノ基部ハ白色、前中兩肢ノ脛節三分ノ二及ビ跗節ハ暗黄、體長四分、此ハ札幌地方ニ産スレドモ餘マリ多カラズ、  
分布—北海道(札幌)。

*Strongylogaster moiwanus* n. sp. (Pl. XLV, Fig. 5, ♂).

Body black, labrum and mandibles brown, palpi grayish yellow. Head fine punctured. The posterior margin of the pronotum and tegulae yellow, 2 spots of the metanotum white. Wings hyaline, with a slight yellowish tinge; veins and stigma dark brown, the costal margin and the base yellowish. Abdomen dark brown, each hind margin, except the first, yellowish brown, the 3rd and 4th being broadest. Legs black, the tips of the femora, the basis of the tibiae, as well as the posterior metatarsi white; the anterior and posterior tibiae as well as the tarsi grayish yellow.

Length—9 mm.

Hab.—Hokkaido (Sapporo).

(812) しろはらながはばち

第四十五圖 (♂) (♀)

學名 *Strongylogaster compressus* Mats.

昆蟲學上ノ地位 葉蜂科

體ハ光澤アル黒色、觸角ノ基節、額片、上唇、大腮、兩鬚、前中後胸背ノ後縁、翅底鱗及ビ後胸背ノ二點ハ白色、腹部及ビ脚ハ黄白、頭及ビ胸部ニハ點刻ヲ缺ク、翅ハ透明、少シク黄色ヲ帶ブ、脈

ハ暗褐、縁紋ハ灰白、腹部ノ兩側ハ暗色、末端ノ半ハ側扁ナリ、脚ハ少シク黄色ヲ帶ブ、體長二分五厘、此ハ札幌地方ニ産スレドモ稀ナリ、分布—北海道(札幌)。

*Strongylogaster compressus* n. sp. (Pl. XLV, Fig. 6, ♀).

Body black. Scapi, clypeus, labrum, mandibles, palpi, the hind margins of the pro-meso and metanotum, 2 spots of the metanotum and the tegulae white. Head and thorax impunctured. Wings hyaline, with a slight yellowish shade; veins dark brown, stigma grayish white. Abdomen yellowish white, on each side with a dark stripe, the apical half strongly compressed. Legs yellowish white.

Length—8 mm.

Hab.—Hokkaido (Sapporo).

(813)

うすきあしはばち

第四十五圖 (7) (♀)

學名 *Poecilosoma pallipes* Mats.

昆蟲學上ノ地位 葉蝶蜂科

體ハ黑色、頭頂ノ二紋、複眼ノ内側、觸角ノ基部、其間ノ一紋、額片ノ前縁、上唇、大腮、兩鬚、頬、後頭ノ一紋、前胸背ノ後縁、翅底鱗、中胸背ノ二斜條及ビ二縦線、胸側紋、各腹節ノ兩側ニア  
ル三角紋及ビ後縁、腹面ノ大部並ニ脚等ハ黄色、翅ハ稍ヤ透明、少シク暗黄ヲ帶ブ、脈及ビ縁紋ハ  
灰黄、但シ中脈ハ暗褐、腹部ハ長楕圓形ニシテ平タク、各節後縁ノ黄色部ハ斷續セリ、腹面ノ兩側  
ハ黑色、基節ノ基部ハ暗色、後肢基節ノ末端ハ灰白色、後腿節ハ淡黄褐、後脛節ノ末端及ビ後跗節

ノ上方ハ少シク暗色ヲ帶ブ、體長二分八厘、此ハ札幌地方ニ産スレドモ稀ナリ、  
分布—北海道(札幌)。

*Pocilosoma pallipes* n. sp. (Pl. XLV, Fig. 7, ♀).

Body black; 2 spots of the vertex, the inner margins of the eyes, the basis of the scapi, a spot between the scapi, the anterior margin of the clypeus, the labrum, the mandibles (except the brown apices), the cheeks, a spot on the occiput, the hind margin of the pronotum, the tegulae, 2 converging stripes along the mesonotal furrows, 2 longitudinal lines at the hind part of the mesonotum, a spot of the mesopleura, a triangular spot and the hind margin of each abdominal segment, the venter and the legs yellow. Wings nearly hyaline, veins and stigma fulvous, the middle veins being fuscous. Abdomen flat, oblong, shining, the yellowish part at the hind margin of each abdominal segment interrupted. Ventral segments on each side, the coxae at the basis, the hind coxae at the apices and the upper parts of the tibiae fuscous.

Length—8 mm.

Hab.—Hokkaido (Sapporo).

(814) あめいろはばち

第四十五圖 (8) (♀)

學名 *Pocilosoma unicolor* Mats.

昆蟲學上ノ地位 葉蜂科

體ハ黃褐、觸角ノ第一、第二及ビ第四節ノ上方ハ暗褐、翅ハ透明、少シク黃色ヲ帶ブ、綠紋ハ黃褐、其内側ニ暗褐紋アリ、脈ハ黃褐ナレドモ、前緣脈及ビ徑脈ハ少シク暗色ヲ帶ブ、前緣ニ灰色毛多シ、脚ハ長クシテ黃褐、後腿節ハ尾節ノ末端ヲ越ユ、體長三分五厘、京都地方ニ稀ナラズ、分布—本州(京都)。



*Poecilosoma unicolor* n. sp. (Pl. XLV, Fig. 8, ♀).

Body yellowish brown. The 2nd, 3rd and 4th antennal joints above fuscous. Wings hyaline, with some yellowish tinge; stigma and veins yellowish brown, a spot near the stigma fuscous, the costal and radial vein somewhat fuscous; costa with grayish hairs. Legs yellowish brown, the hind femora long, exceeding the pygidium.

Length—10 mm

Hab.—Honshu (Kyoto).

(815) もんきはばち

第四十五圖 (♀)

學名 *Eriocampa sutata* Mats.

昆蟲學上ノ地位 葉蜂科

體ハ黃褐、大腮ノ末端ハ赤褐、單眼暗褐、中胸背ノ三紋、稜狀部及ビ其兩側紋ハ黑色、後胸背ハ暗褐、但シ其兩側ノ隆起ハ黃褐、翅ハ透明、翅底及ビ前縁ハ黃色ヲ帶ブ、翅底ノ一紋、中央ノ一橫帶及ビ外縁ノ一紋ハ暗色、綠紋ハ黑色、其外側ハ黃色、後縁ノ中央ハ暗色、第一腹節前後ノ兩縁ハ暗褐、第四、第五及ビ第六節ハ黑色、但シ第四節ノ中央ハ黃色、中胸片ノ中央ハ暗色、脚ハ黃色、爪ハ黃褐、體長三分五厘、此ハ札幌地方ニ稀ナラズ、  
分布—北海道(札幌)。

*Eriocampa sutata* n. sp. (Pl. XLV, Fig. 9, ♀).

Body yellowish brown. The apices of the mandibles reddish brown. Ocelli dark brown, 3 spots of the mesonotum, the scutellum

and a side spot of the latter black; metanotum castaneous brown, the side keels yellowish brown. Wings hyaline, the basis and the costal margins yellowish; a spot at the base, a band across the stigma and a spot at the apex fuscous; stigma at the inner half black, at the outer half yellowish; the hind margin in the middle fuscous. Mesosternum fuscous. The first abdominal segment at the anterior and posterior margins fuscous, the 4th, 5th and 6th black, the 4th in the middle yellow. Legs yellowish, claws yellowish brown.

Length—11 mm.

Hab.—Hokkaido (Sapporo).

(816) しろあしまるはばち

第四十五圖 (10) (♀)

學名 *Eriocampa albipes* Mats.

昆蟲學上ノ地位 葉蜂科

體ハ光澤アル黑色、灰白ノ短毛ヲ裝フ、大腮ノ末端ハ黃褐、頭ニハ粗大ノ點刻ヲ裝フ、胸背ハ滑澤、稜狀部及ビ後胸背ニ粗大ノ點刻アリ、翅ハ透明、前縁及ビ縁紋ハ黑色、脈ハ暗褐、腹部ハ平タク、第四腹節最モ廣シ、中胸側ニ粗大ノ點刻多シ、脚ハ黑色、脛節及ビ跗節ハ重ニ灰白、脛節ノ兩端及ビ各跗節ノ末端ハ暗色、體長二分、此ハ札幌地方ニ稀ナラズ、分布—北海道(札幌)。

*Eriocampa albipes* n. sp. (Pl. XLV, Fig. 10, ♀).

Body black, shining, with short grayish hairs. Mandibles at the apices yellowish brown. Head coarsely punctured. Mesonotum fast impunctured; scutellum and metanotum coarsely punctured. Wings hyaline, veins dark brown, the costal vein

and stigma black. Abdomen flat, broadest at the 4th segment. Legs black, tibiae and tarsi mostly grayish white, the former on the both ends and the latter at the apex of each segment fuscous.

Length—6 mm.

Hab.—Hokkaido (Sapporo).

(817) つのきくろはばち

第四十五圖 (11) (♂)

學名 *Taxonus fluvicornis* Mats.

昆蟲學上ノ地位 葉蜂科

體ハ黑色、灰色ノ短毛多シ、觸角ハ淡黃褐、基部ノ二節並ニ末端ノ三節ハ暗色、頭部及ビ胸部ニ粗大ノ點刻多シ、稜狀部ノ後方ニアル二點ハ灰白、翅ハ半透明、少シク黃色ヲ帶ブ、脈ハ暗褐、前縁及ビ縁紋ノ内側ハ黃色、縁紋ハ黑色、腹部ハ細長ニシテ平タク、兩側ニ灰白ノ短毛多シ、脚ハ黑色、前肢、中腿節ノ末端、中脛節及ビ中跗節並ニ後轉節ハ淡黃褐、但シ前腿節ノ基部、轉節並ニ基節ハ暗色、體長四分、此ハ京都地方ニ稀ナラズ、分布—本州(京都)。

*Taxonus fluvicornis* n. sp. (PL. XLV, Fig. 11, ♂).

Body black, with short grayish hairs. Antennae fulvous, the 2 basal and 3 apical joints fuscous. Head and thorax coarsely punctured; 2 spots behind the scutellum grayish white. Wings subhyaline, with some yellowish tinge. Veins dark brown, costa and the inner margin of the stigma yellow, stigma black. Abdomen narrow and flat, at the sides with short grayish hairs. Legs black, the larger parts of the anterior legs, the basis of the middle femora, the middle tibiae, the tarsi and

the hind trochanter pale yellowish brown; the anterior femora at the basis, the trochanter and the coxae fuscous.

Length—12 mm.

Hab.—Honshu (Kyoto).

(818) ひげながくろはばち

學名 *Phymatocerus aterinuss* Klug.

第四十五圖 (12) (♂)

昆蟲學上ノ地位 葉蜂科

體ハ黑色、灰白ノ短毛ヲ裝フ、觸角ハ甚ダ長クシテ稍ヤ腹部ノ半ニ達シ、各節ニ暗色ノ長毛ヲ簇生ス、頭及ビ胸背ニ點刻アレドモ餘リ判然セズ、翅ハ半透明ニシテ暗色ヲ帶ビ、脈ハ大部暗色、緣紋及ビ緣紋下ニアル脈ハ暗褐、腹部ハ細長ニシテ平タク、雄ニテハ尾端上方ニ弓曲ス、體長二分五厘、此ハ札幌地方ニ産スレドモ稀ナリ、分布—北海道(札幌)、

(819) つまぐろはらあかはばち

學名 *Monophadnus apicalis* Mats.

第四十五圖 (13) (♀)

昆蟲學上ノ地位 葉蜂科

體ハ黑色、灰白ノ短毛多シ、大腮ノ末端及ビ兩鬚ハ黃褐、頭及ビ胸背ハ光澤アル黑色、點刻ハ判然セズ、稜狀部ノ後方ニアル紡錘狀ノ二紋ハ灰白、翅ハ透明、少シク暗黄色ヲ帶ブ、脈ハ黃褐、中脈、

前縁並ニ線紋ハ暗褐、腹部ハ基部及ビ末端ノ三節ヲ除キ黄色、脚ハ黄白、腿節ノ基部、轉節及ビ基節ハ暗色、體長一分七厘、此ハ札幌地方ニ稀ナラズ、分布—北海道(札幌)。

*Monophadnus apicalis* n. sp. (Pl. XLV, Fig. 13, ♀).

Body black, with short grayish hairs. Mandibles at the apices, and palpi yellowish brown. Head and thorax shining, almost impunctured, 2 spindle shaped spots behind the scutellum grayish white. Wings hyaline, with some fuscous shade; veins yellowish brown, the middle and the costal veins, as well as the stigma dark brown. Abdomen except the first and last 3 segments bright yellow. Legs pale yellow, the basis of the femora, the trochanter as well as the coxae fuscous.

Length—5 mm.

Hab.—Hokkaido (Sapporo).

(820)

くろばあかまるはばち

第四十五圖 (14) (♀)

學名 *Blenocampa thoracica* Mats.

昆蟲學上ノ地位 葉蜂科

體ハ淡黄褐、單眼ノ部分及ビ中後ノ兩胸背ハ暗褐、觸角ハ黑色、基節ハ黄褐、上唇及ビ大腮ノ末端ハ暗褐、翅ハ透明、翅ノ大半ハ不透明ニシテ暗色、前縁及ビ線紋ハ黑色、腹部ハ楕圓形ニシテ第五節最モ廣シ、脚ハ黄褐、脛節ノ末端並ニ各跗節ノ末端ハ暗色、體長三分、此ハ京都地方ニ稀ナラズ、分布—本州(京都)。

*Blenocampa thoracica* n. sp. (Pl. XLV, Fig. 14, ♀).

Body yellowish brown. The ocellal region as well as the meso- and metanotum fuscous. Antennae black, scapi yellowish brown. Labrum and the apices of the mandibles fuscous. Wings hyaline, the larger basal part opaque, fuscous; the costal margin and the stigma black. Abdomen oblong, broadest at the 5th segment. Legs yellowish brown, the tips of the tibiae and the tip of each tarsal segment fuscous.

Length—9 mm.

Hab.—Honshu (Kyoto).

(821)

かぶらはばち

學名 *Athalia colibri* Christ.

昆蟲學上ノ地位 葉蜂科

(Syn. *A. spinarum* F.)

體ハ黃褐、灰白ノ短毛多シ、觸角、頭、稜狀部ノ兩側紋及ビ後胸ハ黑色、額片及ビ上唇ハ灰白、大腮ハ暗褐、翅ハ半透明、少シク暗色ヲ帶ズ、前縁、縁紋及ビ脈ハ暗褐、脚ハ黃褐、脛節ノ末端並ニ各跗節ハ黑色、但シ第一、第二及ビ第三跗節ノ基部ハ黃白、體長二分—二分五厘、此ハ本邦何レノ地ニ至ルモ普通ナリ、幼蟲ハ蕪菁其他十字科植物ヲ害ス、分布—北海道、本州、滿洲、歐洲、

(822)

せぐろかぶらはばち

學名 *Athalia nigritotum* Mats.

第四十五圖 (17)

(♀)

第四十五圖 (15)

(♂) (16) (♀)

昆蟲學上ノ地位 葉蜂科

前種ニ酷似スレドモ其異ナル處ハ左ノ如シ、

- 一、額片、上唇及ビ大腮ハ黑色、但シ大腮ノ末端ハ赤褐、
- 二、頭頂ニハ粗大ノ縦皺多シ、
- 三、中後ノ兩胸背ハ黒褐ニシテ、頭頂同様ニ粗大ノ縦皺ヲ有スルコト、
- 四、第一腹背ノ中央ハ黒褐ナルコト、
- 五、脛節及ビ跗節ハ暗褐ニシテ第一跗節ノ基部並ニ前肢第二及ビ第三跗節ノ基部ハ黄色、體長三分五厘、

分布—本州、九州、沖繩、

*Athalia nigrotum* n. sp. (Pl. XLV, Fig. 17, ♀).

It differs from *A. calibri* Christ. in the following points:

1. Clypeus, labrum and mandibles black, the latter at the apices being reddish brown.
2. Vertex with some longitudinal wrinkles.
3. Meso-and metanotum dark brown, with some strong longitudinal wrinkles.
4. The first abdominal segment in the middle fuscous.
5. Tibiæ and tarsi fuscous, the first tarsal joints of the whole legs at the basis, as well as the 2nd and 3rd joints of the anterior legs at the basis yellowish.

Length—7 mm.

Hab.—Honshu, Kiushu, Okinawa.

(823) えぞつまくろはばち

第四十五圖 (18) (♀)

學名 *Dolerus jesoensis* Mats.

昆蟲學上ノ地位 葉蜂科

體ハ黑色、灰白ノ短毛ヲ裝フ、觸角ハ末端ニテ細小ス、頭ニハ粗大ノ點刻多シ、前中ノ兩胸背ハ赤褐、但シ中胸背ノ後方及ビ稜狀部ハ暗褐、後胸背ノ二紋ハ白色、翅ハ透明、少シク灰黄ヲ帶ビ、光線ノ工合ニテ少シク虹色ヲ現ハス、脈ハ褐色、中脈、前緣及ビ縁紋ハ黑色、第二腹節ノ後緣、第三、第四及ビ第五節ハ橙黄色、第六節最モ幅廣シ、脚ハ黑色、前肢腿節末端ノ半及ビ同脛節ノ大部(末端ハ暗色)ハ黄色、中腿節ノ末端並ニ同脛節ノ基部ハ少シク黄褐ヲ呈ス、體長二分六厘、此ハ札幌地方ニ稀ナラズ、分布—北海道(札幌)、

*Dolerus jesoensis* n. sp. (Pl. XLV, Fig. 18, ♀).

Body black, with short grayish white hairs. Antennae narrow towards the apices. Head coarsely punctured. Pronotum and mesonotum reddish brown, the middle part of the latter and the scutellum being fuscous. Wings hyaline, iridescent, with a slight fulvous shade; veins brown, the middle vein, the costa and the stigma black. Abdomen at the base and apex shining black; the 2nd segment at the hind margin, the 3rd, 4th and 5th orange yellow. Legs black; the anterior femur at the apical half, the same tibia at the basal half, the middle femur at the apex and the same tibia at the base very narrowly, yellowish brown.

Length—8 mm.

Hab.—Hokkaido (Sapporo, not rare).



(824)

おほむねあかはばち

學名 *Dolerus ephiphatus* Sm.

第四十五圖 (19)

(♀)

昆蟲學上ノ地位 葉蜂科

體ハ黑色、前頭ニハ灰白ノ短毛多シ、頭頂ニハ粗大ノ點刻ヲ裝フ、中胸及ビ翅底鱗ハ赤褐、但シ稜狀部ハ黑色、何レニモ粗大ノ點刻多シ、後胸背ノ二點ハ灰白、翅ハ透明、少シク黄色ヲ帶ブ、脈及ビ縁紋ハ黑色、腹部ハ平タク、第四節最モ廣シ、脚ハ黑色、中胸背ニ粗大ノ點刻ヲ密布ス、體長二分五厘―四分、此ハ本邦何レノ地ニモ稀ナラズ、分布―北海道、本州、四國、九州、

(825)

ふたもんくろはばち

學名 *Dolerus biguttatus* Mats.

第四十五圖 (20)

(♂)

昆蟲學上ノ地位 葉蜂科

體ハ黑色、暗色ノ短毛多シ、觸角ハ黃白、上方ニ一黒縦線アリテ第五節ニ達ス、複眼ノ内側及ビ後方ノ一横紋、觸角間ノ一紋、額片ノ兩側、上唇、大腮ノ基部、前胸背ノ後縁、翅底鱗、第一腹節上ノ二紋並ニ脚ハ黄色、頭ニハ微小ノ點刻ヲ具ヘ、胸背ニアルモノヨリハ少シク大ナリ、後胸背ノ二點ハ灰白、翅ハ透明、少シク黄色ヲ帶ブ、脈及ビ縁紋ハ暗黃、腹部ハ細長、第二、第四及ビ第五腹節ノ兩側ニ暗黃紋ヲ裝フ、基節、轉節、腿節ノ上方、後腿節ノ末端、同脛節ノ兩端並ニ同第一跗節

ハ黑色、體長二分七厘、此ハ札幌地方ニ産スレドモ餘マリ多カラズ、  
分布—北海道(札幌)

*Dolerus biguttatus* n. sp. (Pl. XLV, Fig. 20, ♂).

Body black, with short fuscous hairs. Antennae above with a dark longitudinal line, which reaches the 5th joint. The inner sides of the eyes, a transverse mark behind the eye, a spot between the antennae, the sides of the clypeus, labrum, the basis of the mandibles, the posterior margin of the pronotum, tegulae, 2 spots of the first abdominal segment and the legs largely yellow. Head fine punctured; thorax finer punctured than on the head, 2 metanotal spots grayish. Wings hyaline, with a slight yellowish tinge; veins and stigma fulvous. Abdomen narrow, the 2nd, 4th and 5th segments on each side with a fulvous spot. Coxae, trochanter, the upper parts of the femora, the apices of the posterior femora, the both ends of the same tibiae as well as the posterior metatarsi black.

Length—8 mm.

Hab.—Hokkaido (Sapporo, not rare).

(826) しろをびくろはばち

第四十五圖 (21) (♀)

學名 *Dolerus albicinctus* Mats.

昆蟲學上ノ地位 葉蜂科

體ハ黑色、暗色ノ短毛ヲ裝フ、大腮ノ末端及ビ兩鬚ハ黃褐、胸頭ニハ微小ノ點刻アレドモ判然セズ、  
後胸ノ二點ハ灰白、翅ハ透明、少シク黃色ヲ帶ブ、脈及ビ縁紋ハ暗褐、第二腹節ノ裸出部並ニ第五  
腹節ノ基部ハ灰白、第六節ヨリ以下次第ニ細小ス、脚ハ黑色、前中兩腿節ノ末端、脛節及ビ跗節並  
ニ後轉節ハ黃白、後脛節及ビ跗節ハ暗黃、體長二分六厘、此ハ札幌地方ニ稀ナラズ、

分布—北海道(札幌)

*Dolerus albicinctus* n. sp. (Pl. XLV, Fig. 21, ♀).

Body black, with short fuscous hairs. Mandibles at the apices and palpi fulvous. Head and thorax very fine punctured. 2 spots of the metanotum grayish white. Wings hyaline, with some yellowish shade, veins and stigma fuscous. The first abdominal segment in the middle and the 5th segment at the anterior margin grayish white. Legs black, the apices of the 2 anterior femora, the same tibiae and tarsi as well as the hind trochanter yellowish white; the hind tibiae and tarsi fulvous.

Length—8 mm.

Hab.—Hokkaido (Sapporo).

(827) もんきくろはばち

第四十五圖 (22) (♀)

學名 *Dolerus flavopictus* Mats.

昆蟲學上ノ地位 葉蜂科

體ハ黑色、少シク綠色ヲ帶ビ、灰黄ノ短毛多シ、額片ノ前縁、上唇、及ビ大腮ハ黄色、大腮ノ末端ハ暗褐、觸角ハ暗黄、初メノ三節ハ暗褐、第四節ヨリ第七節ニ向ヒ細キ暗色線ヲ縦走ス、頭ニハ點刻ヲ密布ス、胸部ニ微小ノ點刻アリ、後胸背ニハ灰白ノ二點ヲ裝フ、翅ハ透明、少シク灰色ヲ帶ブ、脈及ビ縁紋ハ暗褐、縁紋ノ内方ニ三灰白線アリ、腹部ノ中央ハ黄褐、此ハ第二節ヨリ第五節ニ跨ガ、腹面ノ中央モ亦黄褐ナリ、脚ハ黄色、基節及ビ轉節ハ黑色、但シ基節ノ末端ハ少シク黄色ヲ帶ブ、體長二分二厘、此ハ札幌地方ニ産スレドモ稀ナリ、  
分布—北海道(札幌)

*Dolerus flavopictus* n. sp. (Pl. XLV, Fig. 22, ♀).

Body black, with some greenish shade, covered with short fulvous hairs. The anterior margin of the clypeus, the labrum and mandibles yellow, the latter at the apices dark brown. Antennae fulvous, the 3 basal segments fuscous, the 4th—7th segments each above with a fuscous line. Head coarsely punctured. Thorax very fine punctured; metanotum with 2 grayish white spots. Wings hyaline, with a grayish tinge; veins and stigma being grayish white. Abdomen in the middle fulvous, this mark extends from the 2nd to the 5th segment; venter in the middle also fulvous. Legs yellow, the coxae and trochanter black, the apices of the former being yellowish.

Length—6 mm.

Hab.—Hokkaido (Sapporo).

(828)

はぐろはばち

第四十五圖 (23)

(♀)

學名 *Dolerus fuscipennis* Sm.

昆蟲學上ノ地位 葉蜂科

體ハ黑色、灰色ノ短毛多シ、大腮ノ基部ハ少シク灰白色ヲ帶ブ、頭胸ニ點刻アレドモ判然ヒズ、後胸背ノ三點ハ灰白、翅ハ半透明、暗色ヲ帶ビ、脈ハ黃褐、前縁及ビ縁紋ハ暗褐、腹部ハ少シク藍色ヲ帶ビ、淺キ點刻ヲ散布ス、第一、第四及ビ第五節ノ兩側ニ白紋ヲ裝フ、脚ハ黑色、後基節ノ外側ニアル一紋、同轉節ノ大部及ビ同脛節ノ基部ハ白色、前肢ノ脛節及ビ跗節ハ黃白、其上方ハ暗色、體長三分—三分五厘、此ハ京都地方ニ普通ナレドモ北海道ニ産スルモノアルヲ見ズ、分布—本州、

(829)

くまもこひらたはばち

第四十五圖 (24) (♀)

學名 *Lyda kumamotois* Mats.

昆蟲學上ノ地位 葉蜂科

體ハ黑色、單眼ノ周圍、複眼ノ内側ニアル三角紋及ビ之レニ連レル後方ノ弓狀紋、後頭ノ二紋、上唇ノ前縁、大腮、兩鬚、前胸背ノ後縁、翅底鱗、稜狀部、後胸背ノ三紋、腹部ノ中央紋、各腹面節ノ後縁及ビ脚ハ黄色、大腮ノ中央ハ暗褐、末端ハ黄褐、上唇ニ點刻アレドモ頭部及ビ胸部ニ點刻ヲ缺ク、翅ハ透明、少シク黄色ヲ帶ブ、脈及ビ縁紋ハ暗褐、縁紋ノ内側ハ黄色、腹部ハ平タク、中央紋ハ大ナリ、基節ハ黑色、其末端ハ少シク黄色、跗節端ハ少シク褐色ヲ帶ブ、體長四分、此ハ熊本地方ニ稀ナラズ、分布—九州(熊本)。

*Lyda kumamotois* n. sp. (Pl. XLV, Fig. 24, ♀).

Body black. The periphery of the ocelli, a triangular spot at the inner side of the eye, a curved line behind the foregoing spot, 2 spots of the occiput, the anterior margin of the labrum, the mandibles, the palpi, the hind margin of the pronotum, the tegulae, the scutellum, 3 spots of the metanotum, a large central mark of the abdomen, the hind margin of each ventral segment as well as the legs yellow. The middle part of the mandibles fuscous, at the apices yellowish brown. Wings hyaline, with some yellowish shade; veins and stigma fuscous, the inner side of the latter yellow. Abdomen oval, flat. Coxae black, the apices somewhat yellow; the tarsal ends somewhat brownish.

Length—12 mm.

Hab.—Kiusiu (Kumamoto).

(830) あこぐろひらたはばち

第四十五圖 (25) (♀)

學名 *Lyda posticalis* Mats.

昆蟲學上ノ地位 葉蜂科

體ハ黑色、單眼前方ノ二紋、複眼前内側ノ三角紋、之レニ連續スル後方ノ細線、後頭ノ二紋、頬、上唇ノ前縁及ビ其中央紋、大腮、兩鬚、前胸背ノ後縁、翅底鱗、中胸背ノ三角部及ビ其兩側紋、稜狀部及ビ其兩側紋、後胸背ノ三紋、喉頭、中後ノ兩胸側等ハ黄色、大腮ノ末端ハ黄褐、頭ニハ粗大ノ點刻ヲ散在ス、胸背ニアル點刻ハ頭部ニアルモノヨリ其數少シ、翅ハ透明ニシテ少シク暗黄ヲ帶ブ、脈及ビ縁紋ハ黄褐、腹部及ビ脚ハ淡黄褐、腹面ハ黄色、尾節ハ黑褐、脚基節ハ黑色ニシテ其下面ニ一黄線アリ、轉節及ビ腿節ノ上面ハ黑色、體長四分五厘、此ハ東京地方ニ産スレドモ稀ナリ、分布—本州(東京)、

*Lyda posticalis* n. sp. (Pl. XLV, Fig. 25, ♀).

Body black. 2 spots just beyond the ocelli, a triangular spot at the anterior margin of the eye, a narrow line behind the foregoing spot, the cheeks, 2 spots of the occiput, the anterior margin of the labrum and a middle spot of the same, the palpi, the hind margin of the pronotum, the tegulae, 3 spots of the mesonotum, the scutellum and 2 spots on each side, 3 spots of the metanotum, the gula and the middle and posterior pleurae yellow. Mandibles at the apices fulvous. Head large punctured. Thorax sparsely large punctured. Wings hyaline, with a fulvous tinge, veins and stigma yellowish brown. Abdomen and legs fulvous. Venter yellow, the last segment dark brown. Coxae black, the underside with a narrow yellowish line, trochanter and femora above black.

Length—13.5 mm.

Hab.—Honshu (Tokyo, rare).

(831) くろひらたはばち

學名 *Lyda nigricans* Mats.

第四十五圖 (26) (♀)

昆蟲學上ノ地位 葉蜂科

體ハ黑色、灰色ノ短毛多シ、觸角間ヨリ上唇ノ中央ニ達スル矢根様ノ一紋、觸角ノ柄節及ビ梗節、大腮、兩鬚、翅底鱗及ビ脚ハ黄色、大腮ノ末端ハ暗褐、第三觸角節ノ下面ハ暗黄、頭頂ニハ粗大ノ點刻多シト雖ドモ後頭ニハ少ナシ、中胸背ノ兩側ニ點刻アレドモ其數多カラズ、翅ハ透明、少シク黄色ヲ帶ブ、脈及ビ綠紋ハ暗褐、綠紋ノ内側ハ少シク暗色ヲ帶ブ、各腹面節ノ後縁ハ暗黄、脚ハ黄白、脚基節(末端黄色)及ビ腿節基部ノ一紋ハ黑色、體長四分二厘、此ハ札幌地方ニ産スレドモ稀ナリ、分布—北海道(札幌)。

*Lyda nigricans* n. sp. (Pl. XLV, Fig. 26, ♀).

Body black, with short grayish hairs. A large spot on the fore head, which becoming narrow between the antennae, 2 basal segments of the antennae, the mandibles, the palpi as well as the tegulae yellow. Mandibles at the apices fuscous. The 3rd antennal joint on its underside fulvous. Vertex closely large and occiput sparsely fine punctured. Mesonotum at the sides sparsely, large punctured. Wings hyaline, with a fulvous shade; veins and stigma dark brown, the inner side of the latter with a small cloudy spot. Each ventral segment at the hind margin fulvous. Legs pale yellow, the coxae except the apices and a basal spot of each femur black.

Length—18 mm.

Hab.—Hokkaido (Sapporo, rare).

(832) まつひらたはばち

學名 *Lyda nigricoxae* Mats.

昆蟲學上ノ地位 葉蜂科

第四十五圖 (27) (♂)

體ハ黑色、暗黄ノ短毛多シ、複眼内側ノ一紋ハ黄白、上唇中央ノ一紋、觸角、大腮、兩鬚、前胸背ノ兩側、中胸背前方ノ二紋、翅底鱗、稜狀部、後胸背ノ三紋、腹部ノ兩側、尾端ノ附屬物、各腹面節ノ後縁及ビ脚ハ黄色、大腮ノ末端ハ暗褐、頭頂ニハ粗大ノ點刻多シ、胸背ハ光澤ヲ帶ビ、點刻ハ頭ニアルモノヨリ少シ、翅ハ半透明、少シク灰黄色ヲ帶ビ、脈及ビ縁紋ハ暗褐、第一腹節ノ裸出部及ビ第二腹節ノ中央ハ灰白、脚基節及ビ轉節ノ大部ハ黑色、體長三分五厘、此ハ札幌地方ニハ稀ナリ、幼蟲ハ松ノ葉ヲ食ス、  
分布—北海道、本州、

*Lyda nigricoxae* n. sp. (Pl. XLV, Fig. 27, ♂).

Body black, with short fulvous hairs. A spot at the inner margin of the eye, a central spot of the labrum, the antennae, the mandibles, the palpi, a side spot of the pronotum, the tegulae, 2 small spots of the anterior part of the mesonotum, the scutellum, 3 spots of the metanotum, the sides and the genital appendices of the abdomen, the hind margin of each ventral segment and the legs yellow. Mandibles at the apices fuscous. Head coarsely punctured; thorax shining, sparsely punctured. Wings subhyaline, veins and stigma fuscous. The first abdominal segment on its bare region and the 2nd segment in the middle grayish white. Coxae and trochanter largely black.

Length—10.5 mm.

Hab.—Hokkaido, Honshu, the larvae feed on the pine leaves.



(833)

はらくろひらたはばち

第四十五圖 (28) (♀)

學名 *Lyda semiflava* Mats.

昆蟲學上ノ地位 葉蜂科

體ハ黑色、黃褐ノ短毛多シ、複眼前方ノ一紋、後頭ノ二紋、後緣兩側ノ横紋、前胸背ノ後緣、翅底鱗、中胸背ノ二紋、稜狀部及ビ後稜狀部ハ黄色、大腮、兩鬚、腹背、腹面ノ兩側及ビ脚ハ暗黃、觸角ハ黃白、基部ノ二節並ニ末端ノ十數節ハ暗褐、頭ニハ粗大ノ點刻多シ、胸部ハ光澤ヲ帶ビ、點刻ハ頭部ニアルモノヨリハ少ナシ、翅ハ透明、少シク黄色ヲ帶ブ、脈及ビ緣紋ハ暗褐、前緣ハ黄色、脚基節、轉節及ビ腿節(末端ヲ除キ)ハ黑色、體長四分、此ハ札幌地方ニ産スレドモ稀ナリ、分布—北海道(札幌)。

*Lyda semiflava* n. sp. (PL. XLV, Fig. 28, ♀).

Body black, with short fulvous hairs. A spot before the eye, 2 spots of the occiput, the hind margin of the occiput at the sides, the posterior margin of the pronotum, 2 spots of the mesonotum, the scutellum and the postscutellum yellow. Mandibles, palpi, abdomen above, the sides of the venter as well as the legs fulvous. Antennae pale yellow, the 2 basal segments and the apical one fourth fuscous. Head large punctured. Thorax shining, less sparsely punctured than on the head. Wings hyaline, with a slight yellowish tinge, veins and stigma fuscous, the anterior margin yellowish. Coxae, trochanter and femora (except the apices) black.

Length—12 mm.

Hab.—Hokkaido (Sapporo).

(834) ほそひらたはばち

第四十五圖 (29) (♂)

學名 *Lyda sapporensis* Mats.

昆蟲學上ノ地位 葉蜂科

體ハ黑色、灰黄ノ短毛多シ、觸角、前頭、額片及ビ上唇、大腮、頰、後頭及前胸背後縁ノ兩側、翅底鱗、稜狀部、後稜狀部、腹部ノ大部及ビ脚ハ黄色、觸角ノ上方ハ少シク暗黄色ヲ帶ブ、頭ニハ粗大ノ點刻多シ、大腮ノ末端ハ暗褐、後頭ニ赤褐ノ二紋アリ、胸部ハ滑澤ニシテ點刻ヲ粗布ス、翅ハ透明、鼈甲様ノ黄色ヲ帶ビ、縁紋及ビ外半ノ脈ハ暗褐、縁紋ノ内側ハ黄色、腹部細長ニシテ平タク、初メノ二腹節、第三節ノ基部、第四乃至第八節基部ノ兩側紋、第六乃至第八節ノ前縁ハ黑色、尙腹面ノ兩側ニ黒點ヲ連ヌ、脚基節ノ基部ハ黑色、體長三分五厘、此ハ札幌地方ニ産スレドモ餘リ多カラズ、  
分布—北海道(札幌)

*Lyda sapporensis* n. sp. (Pl. XLV, Fig. 29, ♂).

♂. Body black, with short fulvous hairs. Antennae, fore head (including clypeus and labrum), mandibles, cheeks, a side spot of the occiput, the sides of the pronotum as well as the sides of the posterior margin, the tegulae, the scutellum, the postscutellum, the larger part of the abdomen and legs yellow. Antennae on their upper parts fulvous. Mandibles at the apices fuscous. Head coarsely punctured, on the occiput with 2 reddish brown spots. Thorax shining, sparsely fine punctured. Wings hyaline, with a yellowish tinge; veins and stigma dark brown, the former at the basal half yellowish, the latter on the inner side yellow. Abdomen narrow, flat, the first 2, the 3rd on the anterior margin, a spot on each side of the 4th—8th segments, the 6th—8th

segments on each anterior margin black; venter yellow, on each side with a row of black spots. Coxae at their basis black.

Length—10. 5 mm.

Hab.—Hokkaido (Sapporo).

(835) からふとひらたはばち

學名 *Lyda sachalinensis* Mats.

昆蟲學上ノ地位 葉蜂科

第四十五圖 (30) (♀)

體ハ黑色、各複眼前ノ一紋、後頭ノ二紋、頬、後頭縁ノ兩側、前胸背ノ後縁、翅底鱗、中胸背ノ三角紋、稜狀部、後稜狀部及ビ上唇ノ丁字紋ハ黃白、大腮、觸角、兩鬚、中胸背ノ兩側紋、後胸背ノ二紋、腹部及ビ脚ハ黃褐、觸角柄節ノ内側及ビ大腮中央ノ一紋ハ光澤アル黑色、頭ニハ粗大ノ點刻多シ、胸背ノ點刻ハ頭部ニアルモノヨリハ小ニシテ其數少ナシ、翅ハ半透明、灰色ヲ帶ビ、前縁ハ黄色ヲ帶ブ、脈ハ黃褐、縁紋ハ暗褐、腹部ハ廣ク、第一節ノ大部及ビ第六、第七及ビ第八節ノ紋ハ暗褐、腹面ハ暗褐、接合部ハ黄色、脚基節、轉節及ビ腿節ノ縱條ハ黑色、但シ基節及ビ轉節ノ末端ハ少シク黄色ヲ帶ブ、體長四分、此ハ樺太ニ産スレドモ餘マリ多カラズ、分布—樺太、

(836) くろひめばち

學名 *Ichneumon (Hoplimentus) cognatarius* Sm.

第四十六圖 (1) (♀)

昆蟲學上ノ地位 姬蜂科 (Ichneumonidae)

體ハ黑色、暗褐ノ短毛多シ、複眼ノ内側、觸角中央ノ下面、前胸背後縁ノ兩側紋、稜狀部及ビ脚轉節ノ末端ハ黃白、觸角ノ末端ハ暗褐、前頭ニハ粗大ノ點刻多シト雖モ後頭ニハ少ナシ、胸背ノ點刻ハ小ニシテ其數多シ、稜狀部ハ稍ヤ四角形ニシテ少シク隆起ス、後胸背ノ中央ハ滑澤、兩側ハ粗慥ニシテ網目様ノ隆起アリ、翅ハ半透明、暗色ニシテ少シク紫色ヲ帶ブ、脈ハ黑色、腹部ニハ微小ノ點刻ヲ密布ス、脛節及ビ跗節ハ暗褐、體長九分五厘、此ハ東京地方ニ普通ナリ、分布—北海道、本州、

(837) かはむらひめばち

學名 Ichneumon (Hoplimenus) kawanurac Mats.

第四十六圖 (2) (♀)

昆蟲學上ノ地位 姬蜂科

前種ニ酷似スレドモ其異ナル處ハ左ノ如シ、

- 一、體少シク小形ナリ、體長八分五厘、
- 二、複眼内側紋ハ長クシテ其後縁ニ達スレドモくろひめばちニアリテハ其半ニ達スルニ過ギズ、額片ノ兩側ニ一黃白紋アリ、
- 三、前胸背後縁ノ兩側、中胸背ノ二紋、後稜狀部及ビ後胸背ノ四紋(外側ノモノハ小ナリ)ハ白色、稜狀部ハ前種ヨリモ高シ、
- 四、第一腹節ノ後縁及ビ第二節ノ兩側紋ハ黃白、

五、各脚基節ノ一紋、脛節基部ノ大半及ビ第一跗節ハ黃白、  
此ハ東京地方ニ稀ナラズ、

分布—北海道、本州、九州、

*Ichneumon (Hoplimentus) kawamurae* n. sp. (Pl. XLVI, Fig. 2, ♀).

It differs from *I. cognathus* Sm. in the following points:

- ♀. 1. Body somewhat smaller. Length—25.5 mm.  
2. The stripe at the inner side of each eye broader, longer and reaches to the end of the eye, while by *cognathus* only reaches to the middle of the eye. Clypeus on each side with a ivory white spot.  
3. The hind margin of the pronotum at the sides, the postscutellum, 2 spots of the mesopleura and 4 spots of the metanotum, the outer spots being much smaller, ivory white.  
4. The hind margin of the first and a side spot of the 2nd abdominal segment ivory white.  
5. A spot of each coxa, the upper half of the tibia, except the extreme base, the first and 2nd tarsal joints (except both ends) ivory white.  
Hab.—Honshu and Kiushu.

(838)

あしまだらひめばち

第四十六圖(3)

(♂)

學名 *Ichneumon (Hoplimentus) maculifemoratus* Mats.

昆蟲學上ノ地位 姬峰科

體ハ黑色、觸角ハ暗褐、前頭(額)片共、複眼ノ内側、觸角基節ノ前方、前胸背後縁ノ兩側、翅底鱗、翅根ノ一紋、其直下ノ一紋、稜狀部、後胸背ノ三紋、第一腹節ノ後縁、第二節後縁ノ兩側紋、前中

兩腿節及ビ轉節ノ前方、脛節及ビ跗節ノ大部(末端ヲ除キ)、中腿節後方ノ二紋、後腿節ノ基半部等ハ黃色、額片ノ兩側少シク列ラレ其部分暗色、前頭及ビ後頭ニ點刻アレドモ頭頂ニハ之レヲ缺ク、胸背ニハ點刻多シ、翅ハ半透明、暗色ヲ帶ビ、光線ノ工合ニテ少シク紫色ヲ帶ブ、中央ハ淡色、腹部ニ點刻多シ、第二腹節ノ兩側ハ凹陷シ、基部ニ十二三ノ小縦隆アリ、基節ノ外側紋ハ黃白、體長八分、此ハ札幌地方ニ稀ナラズ、  
分布—北海道(札幌)。

*Ichneumon (Hoplimentus) maculifemoratus* n. sp. (Pl. XLVI, Fig. 3, ♂).

♂. Body black. Antennae fuscous. Fore head including clypeus, the inner side of the eye, the frontal part of the scapus, the hind margin of the pronotum at the sides, a spot in the middle of the tegula, the wingbasis, a spot just below the foregoing spot, the scutellum, 3 spots of the metanotum, the hind margin of the first abdominal segment, a side spot at the posterior margin of the 2nd segment, the frontal part of the anterior and middle coxae, as well as the trochanter, the larger parts of the tibial and tarsi (except the apices), 2 spots of the middle femur on the hind part and the basal half of the hind femur yellow. Clypeus at the sides somewhat excavated and infuscated. Head remotely and thorax closely punctured. Wings subhyaline, fuscous, in the middle somewhat light colored, with some purple reflection. Abdomen closely fine punctured, the 2nd segment at the base with 12-13 fine longitudinal furrows. Coxae on the outer sides with pale yellowish spots.

Length—24 mm.

Hab.—Hokkaido (Sapporo).

(839) むつぼしひめばち

學名 *Ichneumon (Hoplimentus) 6-maculatus* Mats.

第四十六圖(1) (♂)

昆蟲學上ノ地位 姬蜂科

體ハ黑色、黃褐ノ短毛ヲ裝フ、觸角ノ中央紋、複眼ノ内側、額片ノ兩側、前胸背後縁ノ兩側、翅底鱗ノ一紋、其直下ノ一紋、稜狀部、第一、第二及ビ第三腹節ノ後縁兩側ニアル各一紋、脛節及ビ跗節ノ大部ハ黃色、大腮ハ赤褐、兩鬚及ビ觸角ハ暗褐、頭胸ニハ點刻ヲ密布スレドモ頭頂ニハ少ナシ、後胸背ハ粗糙ニシテ網目様ノ隆起ヲ具ヘ、兩側ニ各一個ノ棘狀突起アリ、翅ハ半透明、暗色ヲ帶ビ、少シク紫色ヲ混ズ、後翅ニアリテハ前翅ヨリ淡色、第一腹節ノ二縱隆ハ高シ、脚ハ黑色、腿節ノ大部黃褐、前中兩腿節ノ下面ニ暗色ノ一縱條アリ、後脛節ノ末端並ニ同跗節ノ大部ハ暗褐、體長八分、此ハ熊本地方ニ産スレドモ餘マリ多カラズ、

*Ichneumon (Hoplimentus) 6-maculatus* n. sp. (Pl. XLVI, Fig. 4, ♂).

♂. Body black, with short fulvous hairs. A spot in the middle of the antenna, the inner margin of the eye, a spot on each side of the clypeus, the posterior margin of the pronotum on each side, a spot of the tegula, a spot just below the latter, the scutellum, a spot at the posterior margin of the first 3 abdominal segments on each side, the tibiae and tarsi yellow. Mandibles reddish brown, palpi and antennae fuscous. Head and thorax closely fine punctured, being sparse on the vertex. Metanotum reticulated, on each side with a spine. Wings subhyaline; fore wings fuscous, with some purple reflection, hind wings paler. Legs black, the larger parts of the femora yellowish brown, the anterior and middle femora underside being somewhat infuscated; hind tibiae at the apices and the larger parts of the tarsi fuscous.

Length—24 mm.

Hab.—Kushu (Kunamoto).

(840) いよひめばち

第四十六圖 (5) (♀)

學名 *Ichneumon (Hoplimeus) iyoensis* Mats.

昆蟲學上ノ地位 姬蜂科

體ハ黑色、觸角末端ノ二分ノ一及ビ兩鬚ハ暗褐、複眼ノ内側ハ黄色、頭及ビ胸背ニハ點刻多シト雖ドモ頭頂ニハ少ナシ、稜狀部ノ二紋ハ黄褐ニシテ點刻ヲ粗布ス、後胸背ニ網狀ノ隆起ヲ裝フ、翅ハ半透明、暗色、光線ノ工合ニテ少シク紫色ヲ帶ブ、第二腹節ノ兩側ハ滑澤ニシテ凹陷シ、之レニ小形ノ三隆條アリ、脚ハ黑色、前中兩轉節ノ末端ハ環狀ヲナシテ黄白、同脛節及ビ跗節ハ暗褐、體長九分、此ハ伊豫地方ニ産スレドモ稀ナリ、茲ニ晝ケルモノハ荒川重理氏ノ採集ニ係ルモノナリ、分布—四國(伊豫)、

*Ichneumon (Hoplimeus) iyoensis* n. sp. (Pl. XLVI, Fig. 5, ♀).

♀. Black. The apical halves of the antennae and the palpi dark brown. The inner margins of the eyes yellow. Head and thorax closely fine punctured, the vertex being sparsely punctured. Two spots of the scutellum yellowish brown. Metanotum strong reticulated. Wings subhyaline, fuscous, with some purple reflection. The impressed part of the first abdominal segment on each side smooth, with 3 small longitudinal elevated lines. Legs black, the anterior and middle trochanter at the apices pale yellow, the same tibiae and tarsi dark brown.

Length—27 mm.

Hab.—Shikoku (Iyo, collected by Mr. S. Arakawa).



(841) ほりしやひめばち

第四十六圖 (6) (♂)

學名 *Ichneumon (Hoplimentus) horishanus* Mats.

昆蟲學上ノ地位 姬蜂科

體ハ黑色、灰黃及ビ暗褐ノ短毛多シ、額片ノ二紋、複眼ノ内側及ビ之レニ連續セル觸角柄節下ノ各一紋、兩鬚、觸角ノ中央、前胸背ノ後縁、中胸背ノ二縦紋、翅底鱗、其直下ノ一紋、稜狀部、後稜狀部、後胸背ノ二紋、第一腹節ノ末端、第二腹節後縁ノ兩側紋及ビ中胸側片ノ一紋ハ黄色、頭及ビ胸背ニ點刻多シ、但シ頭頂ニハ點刻少ナシ、後胸背ニ網狀隆起ナシ、翅ハ半透明、暗色ニシテ少シク藍色ヲ帶ブ、脚ハ黑色、基節ノ末端、轉節、中腿節ノ中央紋、後腿節ノ中央、脛節ノ大部(兩端ヲ除キ)並ニ第一及ビ第二跗節末端ヲ除キハ黄色、但シ後肢ニアリテハ第三跗節ノ中央モ亦黄色ナリ、體長八分、此ハ臺灣埔里社地方ニ産スレドモ稀ナルガ如シ、分布—臺灣埔里社)

*Ichneumon (Hoplimentus) horishanus* n. sp. (Pl. XLVI, Fig. 6, ♂).

♂. Black, with short fulvous and fuscous hairs. Two spots of the clypeus, the inner sides of the eyes, a spot below each scapus, which unites with the inner line of the eye, the middle parts of the antennae, the palpi, the posterior margin of the pronotum on each side, 2 short longitudinal lines on the mesonotum, the tegulae, a spot just below the tegula, the scutellum, the postscutellum, 2 spots of the metanotum, the hind margin of the first abdominal segment, a spot on each side of the 2nd segment at the hind margin and a large spot of the mesopleura yellow. Head and thorax closely fine punctured, on the vertex sparsely punctured. Metanotum not reticulated. Wings subhyaline, fuscous, with some indigo reflection. Legs black, the coxae at the apices,

trochanter; a middle spot of the middle femur, the middle part of the hind femur, the larger part of the tibia (except both ends) as well as the first 2 tarsal segments (except apices) yellow; the 3rd tarsal segment of the hind leg in the middle also yellow.

Length—24 mm.

Hab.—Formosa (Horisha).

(842) たいちうひめばち

第四十六圖 (7) (♂)

學名 *Ichnumon* (*Hoplimentus*) *taichuensis* Mats.

昆蟲學上ノ地位 姬蜂科

體ハ黑色、黄褐ノ短毛ヲ装フ、複眼ノ内側、前頭、額片、上唇、大腮、頰、兩鬚、觸角上面ノ中央、柄節ノ下面、頸ノ一横線、前胸背後縁ノ兩側、翅底鱗直下ノ一紋、稜狀部、後稜狀部、後胸背兩側ノ各一紋、第一腹節ノ後縁及ビ中胸側片ノ一紋ハ黄色、頭頂ニ點刻少ナシト雖モ、前頭及ビ後頭ニハ多シ、中胸背ノ點刻ハ粗大、二縦溝ノ終ル處ニ各一個ノ黄色點アレドモ餘リ判然セズ、尙翅底鱗ニ同様ノ二紋並ニ中胸背ノ兩側ニ各一紋アリ、後胸背ニハ低キ網狀ノ隆起ヲ有シ、兩側ニ黄褐毛多シ、翅ハ半透明、翅底ノ内半ハ黄色、外半ハ暗色、脈及ビ縁紋ハ黑色、鏡胞及ビ其内側ノ脈ニ灰白ノ部分アリ、第二腹節前縁ノ中央ニ十二三條ノ細キ縦隆アリ、脚ハ黑色、基節下面ノ一紋(後基節ニテハ上面ニアリ)、前中兩腿節ノ上面、後腿節ノ中央、全脛節並ニ跗節ノ大部ハ黄色、前中兩脛節ノ下面ニ黑色ノ一縦條ヲ具ヘ、後腿節ノ末端及ビ全跗節端ハ暗褐、體長九分、此ハ臺灣臺中地方ニ産スレドモ稀ナリ、

分布—臺灣、

*Ichneumon (Hoplimentus) taichuensis* n. sp. (Pl. XI, VI, Fig. 7, ♂).

♂. Black, with short fulvous hairs. The inner sides of the eyes, the fore head, clypeus, labrum, mandibles, cheeks, palpi, the middle part of the antenna above, the underside of the scapus, a transverse line of the collum, the hind margin of the pronotum on each side, 2 minute spots of the tegula, a spot just below the tegula, 2 minute spots on each lower end of the longitudinal furrows, the scutellum, a minute spot on each side of the latter, the postscutellum, a large spot of the mesopleura, as well as the hind margin of the first abdominal segment yellow. Head except the vertex, and the thorax closely fine punctured. Wing subhyaline, the basal half yellow, the outer half fuscous; stigma and veins dark brown. The veins in the middle here and there grayish white. Legs black, a spot on the underside of each anterior and posterior coxa, a spot on the upper side of each posterior coxa, the upper part of each anterior and middle tibia, the middle part of each hind femur, the tibiae and tarsi yellow; a longitudinal line on the underside of each anterior and posterior tibia, the hind tibiae and the whole tarsi at each apex fuscous.

Length—27 mm.

Hab.—Formosa (Taichu).

(843)

なかのひめばち

第四十六圖(8)

(♀)

學名 *Ichneumon nakanensis* Mats.

昆蟲學上ノ地位 姬蜂科

體ハ黑色、黄褐ノ短毛多シ、複眼ノ内側、前頭及ビ額片ノ兩側、上唇、大腮、頰、兩鬚、觸角ノ中央、頸ノ一横線、前胸背後縁ノ兩側、翅底鱗ノ一點、其直下ノ一紋、中胸背ノ二縦條、稜狀部、中胸側ノ一紋及ビ脚ノ大部ハ黄色、大腮ノ末端ハ赤褐、中胸背ノ中央ニアル點刻ハ大ニシテ粗ナリ、

後胸背ニハ網狀ノ隆起アリテ各室ニアル紋條ハ大ニ其趣ヲ異ニシ、後方ニアルモノハ粗糙ナリ、翅ハ半透明、鼈甲様ノ黄色ヲ帯ビ、外縁ハ少シク暗色、脈ハ暗褐、第二腹節基部ノ中央ニ細キ縦隆ヲ並列ス、前腿節ノ下面、中腿節下面ノ一紋、中肢基節ノ基部及ビ後基節ノ大部ハ暗褐、但シ後基節ノ上面ニ一黄紋ヲ裝フ、體長一寸、此ハ東京地方ニ産スレドモ稀ナルガ如シ、  
分布—本州(東京、京都)。

*Ichneumon nakanensis* n. sp. (Pl. XLVI, Fig. 8, ♀).

♀. Black, with short fulvous hairs. The inner sides of the eyes, a large triangular spot on each side of the fore head, a side spot of the clypeus, labrum, mandibles, cheeks, palpi, the middle part of the antennae, a transverse line of the collum, the hind margin of the pronotum on each side, a spot of the tegula, a spot just below the tegula, 2 longitudinal bars of the mesonotum, the scutellum, a large spot of the mesopleura and the larger part of the legs yellow. Mandibles at the apices reddish brown. Thorax fine, but on the disk of the mesonotum sparsely punctured. Wingsu hyaline, with a yellowish tinge, the outer margin somewhat infuscated, veins fuscous. The 2nd abdominal segment above at the base with many longitudinal wrinkles. The under side of each anterior femur, a spot near the apex of each middle femur, the basal margin of each middle coxa and the larger part of the hind coxae dark brown; the hind coxa above with a yellowish spot.

Length—33 mm.

Hab.—Honshu (Tokyo and Kyoto).

(844)

はきひめばち

學名 *Metopius hakiensis* Mats.

第四十六圖 (♀)  
(♂)

昆蟲學上ノ地位 姬蜂科

體ハ黑色、黄褐ノ短毛ヲ装フ、前頭、複眼ノ内側、上唇、兩鬚、大腮ノ基部、觸角基節ノ下面、中胸背ノ一紋、第一腹節ノ二紋、第三節後縁ノ兩側紋、第四節ノ後縁、最終腹面節ノ後縁等ハ黄色、前頭ハ五角形ニシテ凹陷ス、頭ニアル點刻ハ小ナレドモ胸背ニアルモノハ大、腹部ニアルモノハ更ニ一層大ニシテ後方ニ至ルニ從ヒ小形トナル、稜狀部ノ内側ハ龍骨狀ニ隆起シ、後胸背ニ網狀ノ隆起アリテ粗糙ナリ、翅ハ透明ニ近ク暗黄ヲ帯ビ、脈ハ暗褐、鏡胞ハ稍ヤ稜狀ヲナス、脚ハ黄色、基節(下面ノ一紋ハ黄色)及ビ腿節ノ中央紋ハ黑色、脛、跗兩節ノ背部並ニ跗節端ハ暗褐、體長六分五厘、此ハ熊本地方ニ産スレドモ稀ナリ、  
分布—九州(熊本葉木)。

*Mictopius hakiensis* n. sp. (PL. XLVI, Fig. 9, ♂).

♂. Black, with short fulvous hairs. Fore head, clypeus, mandibles at their basis, the palpi, the underside of the scapus, a large spot of the mesopleura, 2 spots of the first abdominal segment, a side spot at the hind margin of the 3rd segment, as well as the hind margin of the 4th segment yellow. Fore head large, pentagonal, somewhat excavated. Abdomen very coarsely large punctured. Scutellum on each side with a strong keel. Mictotum strongly reticulated. Wings nearly hyaline, with a fulvous tinge, veins dark brown, the 2nd cubital cell nearly of a rhombic form. Legs yellow, each coxa except an underside spot, and the middle part of each femur black, tibiae and tarsi on each back, as well as at the apices of the latter fuscous.

Length—19, 5 mm.

Hab—Kinshu (Kumamoto).

(845) しろをびひめばち

第四十六圖 (10) (♂)

學名 *Ichneumon (Stenichneumon) albizonellus* Mats.

昆蟲學上ノ地位 姬蜂科

體ハ黑色、黃白ノ短毛多シ、前頭、額片、上唇、大腮、兩鬚、複眼ノ内側、頬ノ一紋、觸角上面ノ中央紋、柄節ノ下面、前胸背後縁ノ兩側、翅底鱗、其直下ノ細キ一縦紋、稜狀部、初三腹節ノ後縁及ビ尾端ノ一紋等ハ黃白、大腮ノ末端ハ赤褐、頭胸ニ點刻ヲ密布シ、其内頭頂ニアルモノハ大ナリ、翅ハ半透明、少シク暗黃ヲ帶ビ、縁紋ハ暗褐、脈ハ黃褐、第三乃至第四腹面節ノ中央ニ高キ縦隆ヲ具ヘ、其部分黃白、脚ハ暗黃、前中兩腿節ノ上面、同脛節内側ノ末端、後肢ノ基節、轉節、腿節及ビ脛節ノ大部ハ黑色、但シ脛節ノ中央ハ黃白、尙同第一跗節ハ暗黃ナリ、此屬ノ特性トスル處ハ後胸背ノ兩側ニ棘狀突起ヲ有スルニアリ、體長五分、分布—北海道、本州、

*Ichneumon (Stenichneumon) albizonellus* n. sp. (Pl. XLVI, Fig. 10, ♂).

♂. Black, with short pale yellowish hairs. Fore head, clypeus, labrum, mandibles, palpi, the inner sides of the eyes, the middle parts of the antennae above, the under side of the scapus, the hind margin of the pronotum on each side, the tegulae, a longitudinal bar just below the tegula, the scutellum, the first 3 abdominal segments at each hind margin, as well as a caudal spot pale yellowish. Mandibles at the apices reddish brown. Head and thorax closely fine, but on the vertex large punctured. Metanotum strongly reticulated, on each side with a conspicuous spine. Wings subhyaline, with a slight fuscous tinge. Venter largely fulvous. Legs pale yellow, the anterior and middle femora above, the apices of the same tibiae on each inner side, the

hind coxae, trochanter, femora and tibiae largely black, the middle part of the tibiae being pale yellow and the hind metatarsi fulvous.

Length—1.5 mm.

Hab.—Hokkaido and Honshu.

(846) すゞきひめばち

第四十六圖 (11) (♂)

學名 Ichneumon suzukii Mats.

昆蟲學上ノ地位 姬蜂科

體ハ黑色、黄白ノ短毛多シ、複眼ノ内側、前頭ノ兩側、額片、兩鬚、觸角柄節ノ下面、前胸背後縁ノ兩側、翅底鱗、其直下ノ一紋、稜狀部、後稜狀部及ビ各腹節ノ後縁ハ黄色、觸角ハ赤褐、頭胸ニハ點刻多ク、後頭ニ於ケル點刻ハ小ナリ、後胸背ニハ網狀ノ隆起アリ、翅ハ半透明、少シク暗色ヲ帶ビ、脈ハ暗褐、第一腹節ノ後縁ニハ四個ノ縦隆アリテ兩側ニアルモノハ短カシ、後縁紋ハ中央ニテ突出ス、第二及ビ第三腹節ノ後縁紋ハ太ク、其中央ニテ半圓形ニ列ラル、脚ハ黑色、基節ノ一紋、腿節ノ末端、脛節及ビ跗節ノ大部ハ黄色、尙後脛節ノ末端ハ暗褐、體長五分、此ハ京都地方ニ産スレドモ餘リ多カラズ、此ハ鈴木元次郎氏ノ採集ニ係ルモノナリ、分布—本州(京都)、

*Ichneumon suzukii* n. sp. (Pl. XLVI, Fig. 11, ♂).

♂. Black, with short yellowish white hairs. The inner sides of the eyes, fore head on the sides, the clypeus, the palpi, the

under side of the scapus, the hind margin of the pronotum on each side, the tegulae, a longitudinal bar just below the tegula, the scutellum, the postscutellum as well as the hind margin of each abdominal segment yellow. Antennae reddish brown. Head and thorax closely fine punctured, the punctation of the occiput being much finer. Metanotum coarsely punctured and reticulated, the areola with some transverse wrinkles. Wings subhyaline, infuscated, veins and stigma dark brown. The first abdominal segment near its hind margin with 4 longitudinal keels, of which the side one being shorter, the marginal mark on the sides incised; the bands of the 2nd and 3rd segments broad, in the middle being semicircularly incised. Legs black, a spot of the coxa, the apices of the femora, the larger part of the tibiae and tarsi yellow, the apices of the hind tibiae being fuscous.

Length—15 mm. (Kyoto, collected by mr. M. Suzuki).

Hab.—Honshu.

(847) ななほしひめばち

第四十六圖 (12) (♂)

學名 Ichneumon 7-guttatus Mats.

昆蟲學上ノ地位 姫蜂科

體ハ黑色、暗黄ノ短毛多シ、複眼ノ内外側、前頭及ビ額片ノ兩側紋、上唇、兩鬚、大腮ノ一紋、觸角柄節ノ下面、前胸背後縁ノ兩側基部、翅底鱗ノ一紋、其直下ノ一縦紋、稜狀部、第一腹節ノ後縁、第二、第三及ビ第四腹節後縁ノ兩側紋等ハ黄白、觸角ハ暗褐、頭胸ニ點刻アレドモ其數餘リ多カラズ、後胸背ハ粗糙ニシテ網狀ノ隆起ノ外横隆多シ、第一腹節後縁ノ兩側及ビ第二節基部ノ兩側ハ凹陥ス、翅ハ半透明、暗色ヲ帶ビ、脈及ビ縁紋ハ暗褐、脚ハ黑色、前中兩基節ノ一紋、同脛節及ビ跗節ノ大部、前脛節ノ前面、中脛節ノ末端、後脛節基部ノ外側等黄色、前中兩脛節ノ外側ニ暗褐條アリ、中跗節ノ末端及ビ後跗節ハ暗褐、體長六分五厘、此ハ札幌地方ニ稀ナラズ、



分布—北海道(札幌)

*Ichneumon 7-guttatus* n. sp. (Pl. XLVI, Fig. 12, ♂).

♂. Black, with short fulvous hairs. The both narrow margins of the eyes, the side spots of the fore head and elyptus, the labrum, a spot of each mandible, the palpi, the under side of the seapus, the narrow margin at the base of the pronotum on each side, a spot of the tegula, a longitudinal bar just below the tegula, the scutellum, the postscutellum, the first abdominal segment at the hind margin, as well as 2 spots at the hind margin of the 2nd, 3rd and 4th segments yellow. Antennae dark brown. Head and thorax moderately punctured. Metanotum strongly reticulated, with many transverse wrinkles. Wings subhyaline, infuscated, veins and stigma dark brown. The first abdominal segment at the hind margin, the 2nd at the anterior margin each side somewhat excavated. Legs black, a spot of the anterior and middle coxa, the larger part of the same tibiae and tarsi, the fore part of the anterior femora, the apices of the middle femora as well as the basal part of the posterior tibiae yellow; the anterior and middle tibia at the out side with a fuscous stripe, the apices of the middle tarsi and the whole hind tarsi dark brown.

Length—19.5 mm.

Hab.—Hokkaido (Sapporo).

(848) ひしもんひめばち

第四十六圖(13) (♀)

學名 *Ichneumon angulosus* Mats.

昆蟲學上ノ地位 姬蜂科

體ハ黑色、黄褐ノ短毛多ク、點刻ヲ密布ス、大腮ノ末端、兩鬚、觸角ノ中央等ハ黄褐、翅底鱗ノ一紋、其直下ノ一縦紋、稜狀部、第一及ビ第二腹節後縁ノ兩側紋及ビ尾端三節ノ各中央ニアル一小紋等ハ黄色、翅ハ半透明、少シク暗色ヲ帶ブ、脈ハ暗褐、縁紋ハ黄褐、後胸ニハ網狀ノ隆起ヲ具ヘ、

中央室ニハ縦隆起多シ、第一腹節ノ斑紋ハ小形、第二節ニアルモノハ大ニシテ三角形ヲナシ、其後縁ハ赤褐、脚ハ黒褐、前腿節前面ノ大部、前中兩脛節及ビ跗節並ニ中腹節ノ末端及ビ後脛節ノ中央ハ黄褐、體長五分、此ハ札幌地方ニ産スレドモ餘リ多カラズ、  
分布—北海道(札幌)、

*Ichneumon angulosus* n. sp. (Pl. XLVI, Fig. 13, ♀).

♀. Black, with short fulvous hairs. Palpi and the middle part of the antennae fulvous. A spot of the tegula, a longitudinal bar just below the tegula, the scutellum, a spot on each side of the first and 2nd abdominal segments at the hind margin, each minute spot of the apical 3 segments yellow. Wings subhyaline, slightly infuscated; veins dark brown, stigma yellowish brown. Metanotum strongly reticulated, areola with longitudinal wrinkles. The spots of the first abdominal segment small, those of the 2nd segment much larger and of a triangular form, the latter segment at the hind margin being reddish brown. Legs dark brown, the larger part of the anterior femora, the tibiae and tarsi of the anterior and middle legs, the apices of the middle femora as well as the middle part of the hind tibiae yellowish brown.

Length—15 mm.

Hab.—Hokkaido (Sapporo).

(849) にいくにひめばち

學名 *Eurylabus niikunii* Mats.

昆蟲學上ノ地位 姬蜂科

體ハ黑色、黄褐ノ短毛多シ、複眼ノ内側、觸角ノ中央、稜狀部、第二腹節ノ基部、第三節基部ノ二

第四十六圖

(14)

(♀)

第五十五圖

(14)

(♂)

紋並ニ脛節ノ基部ニ近キ一紋ハ黄色、上唇、兩鬚、翅底鱗、轉節及ビ跗節ハ赤褐、後胸背ニ網狀ノ隆起ヲ裝ヒ、下方ノ兩側ニ齒狀突起アリ、翅ハ半透明、少シク暗褐ヲ帶ビ、脈ハ暗褐、綠紋、前縁及ビ副中脈ハ黃褐、第一腹節ノ末端ニ多數ノ小縱隆ヲ具ヘ、第二節紋ハ兩側ニテ太シ、脚ハ黑色、腿節ノ末端ニ一齒狀突起ヲ裝フ、體長五分、此ハ岩代國新國氏ノ採集ニ係ルモノナリ、分布—本州(岩代)。

*Eurylabus nikunii* n. sp. (pl. XLVI, Fig. 14, ♀. pl. LV, Fig. 14, ♂).

♀. Black, with short fulvous hairs. The inner margins of the eyes, the middle parts of the antennae, the scutellum, the basal part of the 2nd abdominal segment, a basal spot on each side of the 3rd segment, as well as the basal parts of the tibiae yellow. Labrum, palpi, tegulae, trochanter and tarsi reddish brown. Metanotum strongly reticulated, on each side with a tooth-like projection. Wings subhyaline, with a dark brownish shade; veins fuscous, stigma, costa and submedial vein yellowish brown. The first abdominal segment at the base with many transverse wrinkles, the basal mark of the 2nd segment in the middle narrow. Legs black, the hind femur at the apex with a tooth-like projection.

Length—15 mm.

Hab.—Honshu (Iwashiro, collected by Mr. Niikuni).

(850) こげくろひめばち

第四十六圖 (15) (♀)

學名 *Ichneumon* (*Stenichneumon*) *posticalis* Mats.

昆蟲學上ノ地位 姬蜂科

體ハ黑色、黄白ノ短毛多シ、大腮ノ末端及ビ兩鬚ハ赤褐、觸角ノ中央及ビ複眼内側中央ノ一縱紋ハ

黄白、觸角ノ末端ハ暗褐、後胸背ニハ縮刻多ク、網狀ノ隆起ヲ具ヘ、後方ノ兩側ニ低キ一齒狀突起ヲ裝フ、翅ハ半透明、少シク暗色ヲ帶ブ、脈ハ暗褐、縁紋ハ黄褐、第一及ビ第二腹節ノ後縁兩側ニ各一個ノ小黄白紋アリ、尙第四乃至第七節ノ後縁ノ中央ニ各一個ノ黄白紋アリ、第四乃至第六節ニアルモノハ楕圓形ヲナス、各腹面節ノ後縁ハ赤褐、脚ハ黑色、前中兩腿節前方ノ末端、同脛節及ビ跗節(外側ハ暗色)ハ黄色、後脛節及ビ跗節ハ赤褐、距ハ黄褐、體長五分、此ハ札幌地方ニ産スレドモ餘リ多カラズ、  
分布—北海道(札幌)。

*Ichneumon (Stenichneumon) posticalis* n. sp. (pl. XLVI, Fig. 15, ♀).

♀. Black, with short pale yellowish hairs, coarsely fine punctured. The apices of the mandibles and the palpi reddish brown, the middle parts of the antennae and a longitudinal bar at the inner side of the eye yellowish white; the apical parts of the antennae dark brown. metanotum coarsely punctured, strongly reticulated, on each side with a small tooth-like projection. Wings subhyaline, slightly infuscated; veins fuscous, stigma yellowish brown. The first and 2nd abdominal segments on each side at the hind margin with a small yellowish white spot, the 4th—7th segments at each hind margin with a yellowish white spot, of which the former 3 of an elliptical form; each segment at the hind margin in the middle reddish brown. Legs black, the apices of the anterior and posterior femora on the frontal part and the larger part of the same tibiae and tarsi (the outer side being fuscous) yellow; the tibiae and tarsi of the hind legs reddish brown; calcaria yellowish brown.

Length—1.5 mm.

Hab.—Hokkaido (Sapporo).

(851) つまぐろほそひめばち

第四十六圖 (16)  
第四十七圖 (6) (♀)(♂)

學名 *Ichneumon* (*Stenichneumon*) *sapporensis* Ash.

昆蟲學上ノ地位 姬蜂科

體ハ黑色、複眼ノ内側、前頭、額片、上唇、觸角背部少シク褐色ヲ帶ブ、兩鬚、大腮基部ノ一紋、第一腹節ノ末端、第二、第三兩腹節、第四腹節ノ基部等ハ黃褐、前胸背ノ兩側、翅底鱗、其直下ノ一紋及ビ稜狀部ハ黄色、翅ハ半透明、少シク暗黄ヲ帶ブ、脈ハ暗褐、綠紋ハ黃褐、脚ハ黃褐、前中兩腿節ノ下方、轉節ノ基部及ビ基節ノ大部ハ暗褐、後肢ノ基節、轉節ノ基部、腿節(兩端ヲ除キ)及ビ脛節ノ末端ハ暗褐、雌ニアリテハ觸角暗色、複眼ノ周圍、頬及ビ第一腹節ハ黄色、尙後脛節ノ末端モ黄色ナリ、體長五分一六分、此ハ札幌地方ニ普通ナリ、分布—北海道(札幌)、

(852) まだらひめばち

第四十六圖 (17) (♀)

學名 *Ichneumon* *generosus* Sm.

昆蟲學上ノ地位 姬蜂科

體黑色、觸角、翅底鱗直下ノ一紋、稜狀部、第三腹節ノ後縁及ビ第六、第七ノ兩節ハ黄色、上唇、大腮ノ末端、第二腹節ノ腹面及ビ脚ノ大部ハ黃褐、觸角ノ末端ハ常ニ螺旋狀ニ捲キ、少シク暗色ヲ帶ブ、翅ハ半透明、少シク暗色ヲ帶ビ、脈及ビ綠紋ハ黃褐、後胸背ハ粗糙ニシテ網狀ノ隆起ヲ裝フ、

第一腹節ノ後縁ニ細キ縦隆多シ、腿節及ビ轉節ノ基部ハ暗褐、體長五分、此ハ本邦何レノ地ニモ普通ナリ、

分布北海道、本州、九州

(853) かがはひめばち

學名 *Metopius kakogawanus* Mats.

第四十六圖 (18) (♀)

昆蟲學上ノ地位 姬蜂科

體ハ暗褐、大形ノ點刻多シ、前頭、複眼ノ内側、兩鬚、翅底鱗直下ノ一紋、中胸側ノ大紋、稜狀部ノ末端及ビ其基部ノ兩側、後稜狀部、後胸背ノ二小紋及ビ各腹節ノ後縁等ハ黄色、觸角、額片、上唇、大腮、前胸背ノ兩側、翅底鱗、中胸側黄紋ノ周圍、稜狀部ノ基部、第五、第六及ビ第七腹節後縁(但黄色部ノ前縁)並ニ脚ノ大部ハ赤褐、前頭ハ大ニシテ稍ヤ五角形ヲナシ、中央少シク凹陷ス、下唇鬚ノ第二節ハ球狀ニ膨大ス、稜狀部ノ兩側ハ龍骨狀ニ隆起シ、其兩側端ハ棘狀ヲナス、翅ハ半透明、少シク暗黄ヲ帶ビ、末端ハ暗色ナリ、脈ハ暗褐、縁紋ハ黄褐、鏡胞ハ稍ヤ稜形ヲナス、腹部ハ無柄ニシテ、第一乃至第四ノ後縁ニアル黄色部ハ廣ク、以下各節後縁ノ黄色部ハ細シ、前中兩腿節ノ末端並ニ同脛節及ビ跗節ノ大部ハ黄色、體長四分、此ハ播州地方ニ普通ナリ、  
分布—本州(播州)、

*Metopius kakogawanus* n. sp. (pl. XLVI, Fig. 18, ♀).

♀. Dark brown, coarsely large punctured, with short fulvous hairs. Fore head, the inner sides of eyes, the palpi, a longitudinal

bar just below the tegula, a large spot of the mesopleura, the hind margin of the scutellum as well as its basal sides, the postscutellum, 2 small spots of the metanotum and each hind margin of the abdominal segments yellow. Antennae, clypeus, labrum, mandibles, the hind margin of the pronotum on each side, the tegulae, an outer ring of the mesopleural spot, the basal part of the scutellum, the 5th—7th abdominal segments each at the hind margin just fore the yellow band, as well as the larger part of legs reddish brown. Fore head nearly pentagonal, in the middle some what excavated. The 2nd joint of the labial palpi large and globular. The scutellar sides high keeled, on each apical side acutely toothed. Wings subhyaline, with a fuscous shade, at the apices fuscous; veins dark brown, stigma yellowish brown, the 2nd cubital cell somewhat of a rhombic-form. The 1st—4th abdominal bands broad, while those of the last 3 segments narrow. The apices of the anterior and middle femora, as well as the larger part of the same tibiae and tarsi yellowish.

Length—12 mm.

Hab.—Houshu (Harima).

(854)

おほつまぐろひめばち

第四十七圖 (1)

(♂)

學名 Ichneumon (Matsumuraius) takasagoensis Mats.

昆蟲學上ノ地位 姬蜂科

體ハ黑色、暗褐ノ短毛多シ、前頭、額片、上唇、大腮ノ一紋、兩鬚及ビ觸角柄節前方ノ一紋ハ黄色、觸角ハ暗褐、稜狀部ニ黄褐紋ヲ装フ、後胸背ハ粗糙ニシテ中央ニ二縦隆ヲ具ヘ、判然セル網狀ノ隆起ヲ有セズ、翅ハ半透明、淡キ暗黄褐ニシテ少ク紫色ヲ帶ビ、脈及ビ縁紋ハ黑色、第一腹節ノ後縁、第二、第三節並ニ第四節ノ前縁ハ黄褐、脚黑色、前肢基節及ビ同轉節ノ末端並ニ跗節ハ黄色、脛節及ビ中肢ノ跗節ハ黄褐、後脛節ノ末端ハ黑褐、後肢ノ跗節ハ暗褐、體長一寸、此ハ播州地方ニ多シ、

分布—本州(播州)、

*Ichneumon (Matsumurais) takasagoensis* n. sp. (pl. XLVII, Fig. 1, ♂).

♂. Black, coarsely large punctured, with short fuscous hairs. Forehead, clypeus, labrum, a spot of the mandible, the palpi and a front spot of the scapus yellow. Antennae fuscous. Scutellum sparsely large punctured, with a fulvous spot in the middle. Metanotum strongly punctured, in the middle with 2 longitudinal keels, not reticulated. Wings subhyaline, with a fuscous yellow tinge, reflecting some purple reflection, veins and stigma fuscous. The first segment of the abdomen at the hind margin, the 2nd, 3rd and 4th (except the hind margin of the last) yellowish brown. Legs black, the anterior coxae and trochanter at the apices and the tarsi yellowish; tibiae and the middle tarsi yellowish brown, the hind tibiae at the apices dark, the hind tarsi fuscous, a spot of each middle and posterior trochanter yellowish.

Length—2.3 mm.

Hab.—Honshu (Harima).

(855) えぞおほひめばち

第四十七圖 (2) (♂)

學名 *Ichneumon (Matsumurais) grandis* Ash.

昆蟲學上ノ地位 姬蜂科

體ハ黑色、黄褐ノ短毛多シ、前頭、額片前縁ハ黑色上唇、觸角柄節ノ前紋、下唇鬚基部ヲ除キ、前胸背ノ兩側、翅底鱗、其直下ノ一紋、翅根ノ一紋、稜狀部、第一腹節末端ノ兩側紋、第二及ビ第三腹節並ニ脚ノ大部ハ黄色、稜狀部ハ隆起シ、點刻ヲ粗布ス、後胸背ノ縮紋ハ前種ニ酷似ス、兩側ニ齒狀突起アリ、翅ハ半透明、鼈甲様ノ黄色ヲ帶ブ、縁紋及ビ脈ハ暗褐、基節、轉節、腿節及ビ脛節



ノ末端黒色、跗節端ハ暗褐、基節ニ黄紋アリテ、後基節ニアルモノハ大ナリ、體長一寸五分、此ハ札幌地方ニ普通ナリ、分布—北海道(札幌)、

(856) しらきひめばち

學名 *Trogus shirakii* Mats.

第四十七圖(3) (♀)

昆蟲學上ノ地位 姬蜂科

體ハ黒褐、頭、複眼ノ後縁及ビ後頭ハ暗褐、觸角基部ノ三分ノ二、前中ノ兩胸背、翅底鱗、後稜狀部、第一及ビ第二腹節ノ後縁、各腹面節ノ後縁及ビ兩側ハ黄褐、觸角ノ末端及ビ柄節ノ上紋ハ暗褐、稜狀部ハ三稜形ヲナシテ突出ス、後胸背ニ不正ノ縦隆アレドモ網狀ヲナサズ、翅ハ半透明、鼈甲様ノ黄褐ヲ帶ビ、翅端ハ暗色、脈及ビ縁紋ハ黄褐、脚暗褐、轉節ノ末端、腿節(後腿節ヲ除キ)、脛節及ビ跗節ハ黄褐、中腿節ノ後半ハ暗褐、此ハ本邦大形ノ姬蜂ニシテ其數餘リ多カラズ、體長一寸三分、分布—本州(東京、京都)、

*Trogus shirakii* n. sp. (pl. XLVII, Fig. 3, ♀).

♀. Dark brown, with short fulvous hairs. Head except the hind margin of the eye, as well as the occiput, the basal two thirds of the antennae, the pro- and mesonotum, the tegulae, the postscutellum, the hind halves of the first and 2nd abdominal segments, the hind margin of each ventral segment, as well as the connexivum yellowish brown. Antennae at the apices and a spot of the scapus fuscous. Scutellum sharp pyramidally pointed. Metanotum coarsely punctured, with irregular ridges, but not

reticulated. Wings subhyaline, yellowish brown, the apices fuscous, veins and stigma fulvous. Legs dark brown, the apices of the trochanter, femora except those of the hind legs, tibiae and tarsi yellowish brown, the posterior half of the middle femur fuscous.

Length—40 mm.

Hab.—Hionshu (Tokyo and Kyoto), one of the largest Ichneumon in Japan.

(857) たかのひめばち

學名 *Platylabus (Ichneumon) takanonis* Mats.

第四十七圖 (4) (♀)

昆蟲學上ノ地位 姬蜂科

體ハ黄褐、大腮ノ末端及ビ後頭ハ少シク暗色ヲ帶ブ、觸角ハ柄節ヲ除キ暗褐、稜狀部ノ兩側ハ隆起ス、後胸背ニ不正ナル隆起アリテ網狀ヲナス、翅ハ半透明、籠甲様ノ黄褐ヲ帶ビ、末端ハ暗色、脈及ビ縁紋ハ黄褐、第三腹節ノ前縁ノ二紋及ビ尾端ノ四節ハ黑色、脚黄褐、後脛節ノ末端及ビ同跗節ハ第一節ノ基部ヲ除キ暗褐、體長八分四厘、此ハ臺灣地方ニ産スレドモ稀ナルガ如シ、此ハ高野鷹藏氏ノ採集ニ係ルモノナリ、  
分布—臺灣(埔里社)。

*Platylabus (Ichneumon) takanonis* n. sp. (pl. XLVII, Fig. 4, ♀).

♀. Yellowish brown. The apices of the mandibles and the occiput somewhat infuscated. Antennae except the scapi fuscous. Scutellum at the sides keeled. Metanotum with irregular ridges, being somewhat reticulated. Wings subhyaline, yellowish brown, at the apices infuscated. Two spots of the 3rd abdominal segment, as well as the apical 4 segments black. Legs yellowish

brown, the posterior tibiae at their apices and the same tarsi except the basal halves of the metatarsi fuscous.

Length—25 mm.

Hab.—Formosa (Horisha), collected by Mr. T. Takano.

(858)

えぞひめばち

第四十七圖 (5) (♀)

學名 Ichneumon (Matsumuraius) yezoensis Mats.

昆蟲學上ノ地位 姬蜂科

體ハ黑色、點刻多ク、暗色ノ短毛ヲ密生ス、大臑ノ末端、兩鬚、第二及ビ第三腹節ノ前半等ハ黃褐、觸角ノ中央、翅底鱗、稜狀部並ニ尾端ニアル各三腹節後縁ノ一紋ハ黃白、後胸背ニ判然セル網狀ノ隆起ヲ裝フ、翅半透明、少シク暗色ヲ帶ブ、脈暗褐、縁紋ハ黃褐、脚ハ黑褐、前腿節末端ノ前面、同脛節及ビ跗節、中後兩脛節ノ基部ニ近キ一紋、後基節上方ノ一紋等ハ黃白、體長八分四厘、此ハ札幌地方ニ産スレドモ稀ナリ、分布—北海道(札幌)。

Ichneumon (Matsumuraius) yezoensis n. sp. (pl. XLVII, Fig. 5, ♀).

♀. Black, closely fine punctured, with short fuscous hairs. The apices of the mandibles, the palpi, the 2nd and 3rd abdominal segments on each anterior half yellowish brown. The middle parts of the antennae, the tegulae, the scutellum and a spot on each hind margin of the last 4 segments yellowish white. Metanotum reticulated. Wings subhyaline, somewhat infuscated, veins fuscous, stigma fulvous. Legs dark brown, the apico-frontal part of the anterior femur, the same tibiae and tarsi, a spot of each middle and posterior tibia near the base and a spot of each hind coxa above yellowish white.

Length—25 mm.

Hab.—Hokkaido (Sapporo).

(859) ないぶちひめばち

第四十七圖(7) (♀)

學名 Ichneumon (Stenichneumon) naibuchianus Mats.

昆蟲學上ノ地位 姬蜂科

體ハ黑色、粗大ノ點刻ヲ裝フ、觸角柄節ノ前方、前頭、額片三紋及ビ前縁ハ黑色、上唇、大腮末端ハ暗褐、兩鬚、頸、前胸背後縁ノ兩側、翅底鱗、其直下ノ一紋、稜狀部、第一腹節ノ後縁、第二及ビ第三腹節、第四、第五及ビ第六腹節ノ後縁(何レモ細ク等ハ黄色、後胸背ニハ高キ網狀ノ縱隆ヲ裝フ、翅ハ半透明、髓甲様ノ黄褐ヲ帶ビ、脈及ビ縁紋ハ黄褐、脚ハ黑色、脛節及ビ跗節、前中兩肢ノ腿節(基部ヲ除キ)、脛節及ビ跗節、第二轉節等ハ黄色、此ハ樺太地方ニ稀ナラズ、體長六分、分布—樺太(ないぶち)、

(860) はきひめばち

第四十七圖(8) (♀)

學名 Trogus hakiensis Mats.

昆蟲學上ノ地位 姬蜂科

體ハ黑色、微小ノ點刻ヲ密布シ、黄褐ノ短毛ヲ裝フ、複眼ノ周圍、前頭、額片、上唇、大腮(末端ハ暗褐)、兩鬚、觸角(末端ノ三分ノ一ハ暗褐)、前胸背後縁ノ兩側、翅底鱗、其直下ノ一紋、中胸背ノ二

縦條、稜狀部、後稜狀部等ハ黃色、初メノ三腹節ノ後縁ハ廣ク黃褐、稜狀部ハ三稜形ヲナシテ甚ダシク突出ス、後胸背ノ中央ニ二縦隆ヲ具ヘ、其兩側ニ網狀ノ隆起アリ、翅ハ半透明、鼈甲様ノ黃色ヲ帶ビ、末端ハ暗褐、脈ハ暗褐、翅底、前縁、副中脈及ビ縁紋ハ黃色、初メノ三腹節ハ其基部ニテ暗褐ヲ呈シ、第二及ビ第三節ニアル紋ハ中央少シク三角形ニ突出ス、脚ハ黃色、基節、後腿節ノ末端ノ三分ノ二及ビ同脛節ノ末端ハ暗褐、體長一寸三分、此ハ熊本地方ニ産スレドモ餘リ多カラズ、分布—九州(熊本葉木)。

*Trogus hakiensis* n. sp. (pl. XLVII, Fig. 8, ♀).

♀. Black, with short fulvous hairs, very closely fine punctured. The circumference of the eye, the forehead, the clypeus, the labrum, the mandibles except the brown apices, the palpi, the antennae except the fuscous apical one third, the pronotum at the sides, the tegulae, a longitudinal bar just below the tegula, 2 longitudinal stripes on the mesonotum, the scutellum and the postscutellum yellow. The first 3 abdominal segments dark brown, on each hind margin broadly yellowish brown. Legs yellow, coxae, the two thirds of the posterior femur as well as the apices of the same tibiae fuscous.

Length—40 mm.

Hab.—Kishu (Haki in Kumamoto).

(861)

おほもりひめばち

學名 *Furylalpus* (*Ichnumon*) *omori* Mats.

第四十七圖 (9)

(♀)

昆蟲學上ノ地位 姬蜂科

體ハ黒褐、點刻ヲ密布シ、複眼ノ内側、觸角ノ中央、稜狀部並ニ第二、第三及ビ第四腹節ノ基部ハ

黄色、額片ノ兩側、上唇、大腮、兩鬚、觸角ノ柄節、翅底鱗等ハ黄褐、後胸背ニ網狀ノ隆起ヲ具ヘ、兩側ニ一齒狀突起アリ、翅半透明、少シク暗褐ヲ帶ズ、第二轉節、腿節ノ末端、脛節及ビ跗節ハ黄褐、後脛節ノ末端ハ褐色、體長三分、此ハ(849)にいくにひめばちニ酷似スレドモ少シク太ク、第二腹節ニ黄帶ヲ有スルヲ以テ容易ニ區別スルコトヲ得ベシ、此ハ大森博士ノ盛岡ニテ捕獲セルモノナリ、分布—本州(盛岡)。

*Eurylabus* (*Ichneumon*) *ōmori* n. sp. (pl. XLVII, Fig. 9, ♀).

It differs from *E. nikumii* in the following points:—

1. Body somewhat larger and broader.
2. Metanotum much more coarsely punctured.
3. The 3rd and 4th abdominal segments on each hind margin with a yellowish band, of which the band of the 4th segment being much narrower.
4. Tibiae and tarsi yellowish brown, the hind tibia at the apex being fuscous.

Length—16 mm.

Hab.—Honshu (Morioka, collected by Prof. J. Omori).

(862)

もいはひめばち

第四十七圖 (10) (♀)

學名 *Ichneumon moiwanus* Mats.

昆蟲學上ノ地位 姬蜂科

體ハ黑色、黄褐ノ短毛多ク、粗大ノ點刻ヲ密布ス、複眼ノ内側、頰ノ一紋、額片ノ兩側紋、上唇、

觸角ノ中央、前胸背後縁ノ兩側、翅底鱗、直下ノ一縦隆、中胸背中央ノ二縦紋、稜狀部、中胸側ノ一紋等ハ黄色、第二及ビ第三腹節並ニ脚ノ大部ハ黄褐、後胸背ニハ縦隆アリテ稍ヤ網狀ヲナス、翅ハ半透明、少シク鼈甲様ノ黄褐ヲ帶ブ、脈及ビ縁紋ハ暗褐、第二及ビ第三腹節ノ基部ハ少シク暗色ヲ帶ブ、第二、第三腹面節並ニ第四腹面節ノ中央紋ハ黄褐、脚基節ハ暗褐ニシテ之レニ黄紋ヲ裝フ、轉節ハ黄色、其下面ニ一褐紋アリ、體長八分、此ハ札幌地方ニ産スレドモ稀ナリ、  
分布—北海道(札幌)。

*Ichneumon moiwanus* n. sp. (pl. XLVII, Fig. 10, ♀).

♀. Black, closely large punctured, with short fulvous hairs. The inner sides of the eyes, a spot of the cheek, a side spot of the clypeus, the labrum, the middle parts of the antennae, the hind margin of the pronotum on each side, a longitudinal bar just below the tegula, 2 longitudinal spots in the middle of the mesonotum, the scutellum, as well as a large spot of the mesopleura yellow. The 2nd and 3rd abdominal segments above and underside, as well as the larger part of the legs yellowish brown.

Metanotum somewhat reticulated. Wings subhyaline, fulvous, veins and stigma dark brown. The 2nd and 3rd abdominal segments at the basis fuscous, the hind margin of the latter also fuscous. The 4th ventral segment in the middle yellowish brown. Coxae fuscous, with yellowish spots, trochanter yellow, the underside of the latter each with a brownish spot.

Length—24 mm.

Hab.—Hokkaido (Sapporo).

(863)

あげはひめばち

第四十七圖 (11) (♀)

學名 *Psilomastix mactator* Tosq.

昆蟲學上ノ地位 姬蜂科

體ハ黃褐、頭頂、後頭、中胸背ノ三縱紋(中央紋長シ)、後胸背、腹部(初メノ二節ハ黃褐)、中胸片及ビ中胸側ノ後縁等ハ黑褐、觸角ノ末端ハ少シク暗色ヲ帶ブ、稜狀部ハ三稜形ヲナシテ突出ス、後胸背ニハ網狀ノ縱起アリ、翅ハ半透明、鼈甲様ノ黃色ヲ帶ブ、外縁ハ暗色、各腹節ノ接合部ハ深ク緊締シ、第二節ノ中央ニ一縱隆アリ、全體小縱隆多シ、脚ハ黃色、後基節及ビ同腿節ハ黑褐、此ハあげはノ幼蟲ニ寄生ス、本邦普通ナリ、體長六分、分布—北海道、本州、九州、西比利亞、

(864)

こんぼうあめばち

第四十七圖 (12)

(♀)

學名 *Habronyx japonicum* Kriech.

昆蟲學上ノ地位 姬蜂科

體ハ黑色、複眼ノ内側、頰、額片、上唇、大腮、兩鬚及ビ觸角ハ黃色、觸角基部、翅底鱗、腹部側扁ニシテ棍棒狀ヲ呈シ、末端ハ暗褐、第二背部ハ黑色、第三兩側紋ハ暗褐、第四節ノ前縁及ビ尾節並ニ全腹面ハ黃褐、後胸背ニ粗大ノ縮刻多シ、翅ハ半透明、少シク暗黄ヲ帶ビ、脈ハ暗褐、縁紋ハ黃褐、脚ハ黃色、中基節ノ末端、後肢ノ基節、第一轉節、腿節及ビ脛節末端ノ半部ハ暗褐、體長一寸四分、此ハ樟蠶ニ寄生ス、分布—本州、九州、



(865) むらさきうすひめばち

第四十七圖 (13) (♀)

學名 *Thyreodon purpurascens* Sm.

昆蟲學上ノ地位 姬蜂科

體ハ黑色、少シク紫藍色ヲ帶ビ、粗大ノ點刻多シ、大腮ノ末端及ビ兩鬚ハ黃褐、觸角ハ黃色、柄節ハ黑色、中胸側ニ短カキ縱溝列アリ、後胸背ニ粗大ノ縮刻多シ、翅ハ半透明、暗黃ヲ帶ビ、末端ハ暗色、腹部ハ側扁ニシテ棍棒狀ヲ呈シ、第二節ノ腹面及ビ第三節ノ基部ハ赤褐、尾端ハ截斷狀ニ終ル、脚ハ黑色、腿節ノ末端ハ少シク赤褐ヲ帶ブ、體長一寸二分、此ハ本州及ビ九州ニ産スレドモ餘リ多カラズ、

分布—本州、九州、

(866) つまぐろへつかうひめばち

第四十七圖 (14) (♀)

學名 *Astiphronma apicalis* Mats.

昆蟲學上ノ地位 姬蜂科

體ハ黑色、頭、觸角、翅底鱗、其直下ノ一縱紋、稜狀部、初メノ三腹節及ビ脚ノ大部ハ黃褐、後頭及ビ大腮ノ末端ハ暗褐、稜狀部ハ少シク突出ス、後胸背ニ縱隆アリテ、兩側ニ一齒狀突起ヲ裝フ、翅ハ半透明、鼈甲様ノ黃色ヲ帶ビ、脈及ビ線紋ハ黃褐、脈ニ暗褐ヲ呈スルモノアリ、腹部ハ側扁ニシテ棍棒狀ヲ呈シ、末端ノ三節ハ黑色、産卵管ハ黃褐、脚基節ハ暗褐、其末端ハ黃褐、此ハ本州ニ

稀ナラズト雖モ未ダ北海道ニ産スルモノアルヲ見ズ、體長八分、  
分布—本州、九州、

*Astiphronma apicalis* n. sp. (Pl. XLVII, Fig. 14, ♀).

♀. Black, very fine punctured, with short fulvous hairs. Head except the vertex, the antennae, the tegulae, a longitudinal bar just below the latter, scutellum, the first 3 abdominal segments and the ovipositor, as well as the legs yellowish brown. Mandibles at the apices and the vertex fuscous. Scutellum somewhat elevated. Metanotum coarsely wrinkled, with a tooth-like projection on each side. Wings subhyaline, with fulvous tinge, veins and stigma fulvous, some of the former being fuscous. Abdomen strong compressed, clavate, the last 3 segments black. Coxae dark brown, their apices yellowish brown.

Length—24 mm.

Hab.—Honshu and Kiushu.

(867)

おほあめばち

第四十八圖 (1) (♀)

學名 *Ophion pungens* Sm.

昆蟲學上ノ地位、姬蜂科

體ハ淡キ黃褐、頭ハ黃色、頭頂ハ黃褐、大腮ノ末端ハ暗褐、中胸背ニ黃色ノ二縱條ヲ具ヘ、點刻ヲ缺ク、後胸背ニ隆起アレドモ網狀ヲナサズ、翅ハ半透明、少シク灰色ヲ帶ビ、脈ハ暗褐、縁紋ハ黃色、腹柄ハ細クシテ黃色、腹部ハ側扁ニシテ末端ハ截斷狀ニ終ル、脚ハ細長ニシテ全部黃褐、爪ハ暗褐、體長七分、此ハ本邦最モ普通ナル種類ニシテ夜盜蟲ニ寄生スルヲ以テ有益ナリ、此ハあめばちニ酷似スレドモ鏡胞ナキヲ以テ容易ニ區別スルコトヲ得ベシ、

分布—北海道、本州、九州、

(868) もんくろあめばち

第四十八圖 (2) (♀)

學名 *Ophion nigropictus* Mats.

昆蟲學上ノ地位 姬蜂科

前種 (867) ニ酷似スレドモ其異ナル處ハ左ノ如シ、

- 一、形遙カニ大ナルコト、體長一寸、
  - 二、中胸背ハ淡色ニシテ、黄色ノ縦條ヲ有セザルコト、
  - 三、後胸背ニ於ケル隆起ハ判然セザルコト、
  - 四、第三、第四及ビ第五腹節ノ背上ニ各暗色ノ一紋アリテ、其内第三節ニアルモノハ大ニシテ判然ス、
  - 五、爪ハ黄褐、末端少シク暗色ヲ帶ビ、櫛齒狀ノ小齒列ハ長シ、此ハ沖繩地方ニ普通ナルガ如シ、
- 分布—沖繩(琉球)、

*Ophion nigropictus* n. sp. (Pl. XLVIII, Fig. 2, ♀).

♀. It differs from *O. pingens* Sm. in the following points :

- 1. Body much larger.
- 2. Mesonotum paler, without longitudinal yellowish stripes.
- 3. Metanotal ridges not distinct.

4. The 3rd, 4th and 5th abdominal segments each on its back with a fuscous spot, of which the spot of the 3rd segment is larger and distinct.

5. Claws yellowish brown, at the apices somewhat infuscated, the pectination longer.

Length—30 mm.

Hab.—Okinawa (Riukiu, collected by Mr. K. Kuroiwa).

(869) すきもんあめばち

學名 *Ophion semiopacus* Mats.

昆蟲學上ノ地位 姬蜂科

體ハ暗黄、觸角ハ體ヨリ長シ、大腮ノ末端ハ暗褐、後頭ノ兩側ニ各一個ノ暗色紋アリ、前胸ノ側片、中胸背ノ三縦條(但シ中央紋ハ前縁ヨリ中央ニ達シ、兩側ニアルモノハ翅底鱗ノ少シク前方ヨリ始マリ後縁ニ達ス)、中後兩胸片ノ各一紋、中後ノ兩胸片、後胸背後縁ノ一紋並ニ第一及ビ第二腹節後縁ノ大部ハ黑色、殘餘ノ各腹節ハ暗褐ニシテ第三節ノ基部及ビ第四節ノ一紋ハ暗黄、第四節ノ基部ニアル一紋ハ半透明ニシテ灰白、翅半透明ニシテ灰白ヲ帶ビ、脈ハ暗褐、縁紋及ビ前縁ハ暗黄ニシテ前者ノ中央ハ少シク暗色ヲ帶ブ、脚ハ暗黄、後基節ハ黑色、同腿節ノ大部及ビ爪ノ末端ハ暗褐、體長七分、此ハ臺灣地方ニ産スレドモ餘マリ多カラズ、  
分布—臺灣(魚池)

*Ophion semiopacus* n. sp. (pl. XLVIII, Fig. 3, ♀).

♀. Fulvous. Antennae longer than the body. The apices of the mandibles fuscous. Occiput on each side with a fuscous

spot. Propleurae, 3 stripes of the mesonotum, of which the middle one extends from the anterior margin to the middle and the 2 side stripes being abbreviated on the frontal part, a spot in the middle of each meso- and metapleura, a spot of the mesonotum as well as the apical halves of the first and 2nd abdominal segments black; 3—7 abdominal segments fuscous, the 3rd and 5th at the basis fulvous, a spot of the 4th at the base grayish white. Wings subhyaline, grayish white, veins fuscous, stigma and costal margin fulvous, the former in the middle somewhat fuscous. Legs fulvous, the hind coxae black, the larger part of the same femur and the apices of the claws fuscous.

Length—21 mm.

Hab.—Formosa (Gyochi).

(870) たいわんあめばち

第四十八圖 (4) (♀)

學名 *Paniscus formosanus* Mats.

昆蟲學上ノ地位 姬蜂科

體ハ暗黄、頭ハ黄色、大腮ノ末端及ビ頭頂ハ暗褐、中胸背ノ中央少シク凹陷シ、後胸背ニ多數ノ小横隆ヲ裝フ、翅ハ稍ヤ透明、少シク灰色ヲ帶ビ、脈ハ暗褐、縁紋ハ暗黄、腹部ハ淡キ暗褐、第一及ビ第二腹節ノ下面ニ暗褐紋アリ、脚ハ暗黄、脛節及ビ跗節ハ少シク淡色、爪ハ黄褐、體長八分、此ハ臺灣ニ普通ナルガ如シ、分布—臺灣(魚池)、

*Paniscus formosanus* n. sp. (pl. XLVIII, Fig. 4, ♀).

♀. Fulvous. Head yellow, the apices of the mandibles and the vertex fuscous. Mesonotum in the middle somewhat

excavated. Metanotum with many transverse wrinkles. Wings nearly hyaline, with some grayish tinge, veins fuscous, stigma fulvous. Abdomen light dark brown, the first segment and the venter fulvous, the former in the middle of the venter with a fuscous spot. Legs fulvous, tibiae and tarsi somewhat paler, claws dark brown.

Length—24 mm.

Hab.—Formosa (Gyochi).

(871) あめばち

學名 *Paniscus unicolor* Sm.

昆蟲學上ノ地位 姬蜂科

體ハ暗黄、頭ハ黄色、兩鬚及ビ觸角ハ暗黄、大腮ノ末端ハ暗褐、後胸背ノ兩側ニ低キ一齒狀突起アリ、翅ハ半透明、少シク灰色ヲ帶ビ、翅底ノ半部ハ少シク黄色、爪ニアル橢齒狀ノ小齒ハ暗褐、體長六分、此ハ本邦何レノ地ニモ普通ナリ、夜盜蟲其他蝓蠶ニ寄生ス、分布—北海道、本州、九州、

第四十八圖 (5) (♀)

(872) からふとこんぼうあめばち

學名 *Habronyx sachalinensis* Mats.

昆蟲學上ノ地位、 姬蜂科

體ハ黑色、暗黄ノ短毛多ク、粗大ノ點刻ヲ密布ス、觸角、腹部及ビ脚ハ赤褐、但シ觸角ノ末端ト跗節ハ黄色、前頭(額片、上唇共)及ビ大腮ハ黄色、後者ノ末端ハ暗褐、後胸背ハ粗糙ニシテ網狀ノ隆起

第四十八圖 (6) (♀)

アリ、翅ハ半透明、髓甲様ノ黄褐ヲ帯ビ、脈ハ暗褐、縁紋ハ暗黄、腹部細ク、最後ノ三節ハ稍ヤ同幅、中肢ノ跗節端ハ黄褐、後脛節ノ末端ハ暗褐、體長八分、此ハ樺太地方ニ産スレドモ餘マリ多カラズ、  
分布—樺太(ソロイヨフカ)、

*Habronyx sachalinensis* n. sp. (pl. XLVIII, Fig. 6, ♀).

♀. Black, coarsely punctured, with short hairs. Antennae, abdomen and legs reddish brown, antennae at the apices and the legs of the anterior and posterior tarsi yellow. Fore head (including clypeus and labrum) and mandibles yellow, the latter at the apices fuscous. Metanotum coarsely punctured and fine reticulated. Wings subhyaline, with a fulvous tinge, veins fuscous, stigma fulvous. Abdomen narrow, the apical 3 segments nearly of the same breadth. The middle tarsus on its apical half yellowish brown, the hind tibia at the apex fuscous.

Length—24 mm.

Hab.—Sachalin (Solowiyofka.)

(873)

よこひらひめばち

第四十八圖(7) (♀)

學名 *Mesochorus japonicus* Mats.

昆蟲學上ノ地位 姬蜂科

體ハ黑色、灰白ノ短毛多ク、粗大ノ點刻ヲ密布ス、大腮基部ヲ除キ及ビ兩鬚ハ黄色、翅底鱗ハ黄褐、後胸背ニハ網狀ノ隆起ナシ、翅ハ半透明、暗黄ヲ帯ビ、縁紋及ビ脈ハ暗褐色、腹部ハ側扁ニシテ第一節ハ光澤アル黑色、第二、第三及ビ第四腹節ハ赤褐、各節ノ背部ハ暗褐、第五、第六及ビ第七節

ノ大部ハ暗褐、第五節ノ前後縁ハ黃褐、脚ハ黃色、基部前肢基節ノ末端ヲ除キ、中後ノ轉節及ビ後肢ノ腿節ハ暗褐、中肢腿節ノ基部、後脛節ノ兩端及ビ中後ノ兩跗節ハ黃褐、體長六分、此ハ札幌地方ニ普通ナリ、  
分布—北海道、本州、

*Mesochorus japonicus* n. sp. (pl. XLVIII, Fig. 7, ♀).

♀. Black, large and close punctured, with short grayish white hairs. Mandibles except the basis and the palpi yellow. Tegulae yellowish brown. Wings subhyaline, yellowish brown, the first segment piceous, the 2nd, 3rd and 4th on each back and the apical 3 segments except the venter dark brown, the 5th at the anterior and posterior margins being reddish brown. Legs yellow, coxae except the apical portion of the anterior pair, the middle and posterior trochanter, as well as the posterior femora fuscous; the middle femora at the basis, both ends of the posterior tibiae, as well as the larger part of the middle and posterior tarsi yellowish brown.

Length—18 mm.

Hab.—Hokkaido (Sapporo, common).

(874)

ぢやうざんこんぼうあめばち

第四十八圖 (8)

(♀)

學名 *Habronyx jozankcanus* Mats.

昆蟲學上ノ地位 姬蜂科

體ハ黑色、黃白ノ短毛多シ、觸角ハ暗黃、第一節ハ黃色、第二及ビ第三節ノ背部ハ暗褐、頭頂兩側ノ一紋、前頭、額片、上唇、大腮、頰及ビ脚ノ大部ハ黃色、前胸背後縁ノ兩側、翅底鱗、後胸背ノ



末端並ニ腹部ハ黄褐、翅ハ半透明、暗黄ヲ帯ビ、脈ハ暗褐、縁紋ハ黄褐、後胸背ハ粗糙ニシテ小網目状ノ隆起多シ、腹部甚ダ細ク、第二、第五及ビ第六腹節ノ背部ハ暗褐、産卵管ハ黄色ニシテ割合ニ長シ、後肢跗節ヲ除キハ暗黄、同基節及ビ脛節ノ末端ハ暗色、體長五分、此ハ(872)からふとこんぼうひめばちニ酷似スレドモ形小ニシテ、頬黄色ナルヲ以テ容易ニ區別スルコトヲ得ベシ、分布—北海道(札幌)。

*Habronyx jozankcanus* n. sp. (pl. XI, VIII, Fig. 8, ♀).

♀. Black, with short yellowish white hairs. Antennae fulvous, scapi yellow, the 2nd and 3rd joints on each back fuscous, a small spot on each side of the vertex, the forehead, the clypeus, the labrum, the mandibles (except the brown apices), the cheeks and the larger part of the legs yellow, Pronotum at the hind margin on the side, the tegulae, the apical portion of the metnotum, as well as the larger part of the abdomen fulvous. Metanotum coarsely punctured and fine reticu hatched. Wings subhyaline, with a fulvous tinge, veins fuscous, stigma fulvous. The 2nd, 5th and 6th abdominal segments on each back fuscous; ovipositor yellow and long. Hind legs except the tarsi fulvous, the same coxae and the apical part of the tibiae fuscous.

Length—15 mm.

Hab.—Hokkaido (Sapporo).

It resembles much to *H. sachalinensis*, but smaller and has the yellowish checks.

(875) つまぐろひらたひめばち 第四十八圖 (9) (♀)

學名 *Calliclisis incerta* Ash.

昆蟲學上ノ地位 姬蜂科

體ハ黑色、觸角ハ暗黄、末端及ビ柄節ハ暗色ヲ帶ブ、前頭ノ二縱條及ビ兩鬚ハ黄色、後胸背ニハ大ナル網狀ノ隆起アリ、翅ハ半透明、脈及ビ緣紋ハ黄褐、前緣ハ暗褐、腹部ハ黑色、腹面、第一節ノ後緣、第二、第三及ビ第四節、第五以下各節ノ後緣細ク及ビ尾節ハ赤黄、脚ハ赤黄、跗節ハ黄色、中後ノ基節ハ黑色、後腿節ノ中央ハ暗褐、此ハ札幌地方ニ稀ナラズ、分布—北海道(札幌)、

(876) すゞきこばねあめばち

第四十八圖 (10) (♀)

學名 *Anomalon suzukii* Mats.

昆蟲學上ノ地位 姬蜂科

體ハ淡黄褐、前頭、額片、上唇、大腮(末端ハ暗褐)、稜狀部及ビ胸面ハ黄色、頭頂及ビ中胸背ノ太キ縱條ハ暗褐、後胸背ニ網狀ノ隆起ナシ、翅ハ小形ニシテ半透明、少シク暗黄ヲ帶ビ、脈及ビ緣紋ハ黄褐、腹部ハ頗ル細ク、産卵管割合ニ長ク、尾端ヨリ少シク短カシ、脚ハ淡黄褐、跗節端ハ少シク暗褐ヲ帶ブ、體長五分、此ハ京都地方ニ産スレドモ餘マリ多カラズ、此ハ鈴木元次郎氏ノ採集ニ係ルモノナリ、分布—本州(京都)、

*Anomalon suzukii* n. sp. (pl. XLVIII, Fig. 10, ♀).

♀. Pale yellowish brown, with short pale fulvous hairs. Fore head, clypeus, labrum, mandibles (except the apices).

scutellum and sternum yellow. Vertex and a broad longitudinal stripe of the mesonotum fuscous. Wings subhyaline, with a fulvous tinge, veins and stigma yellowish brown. Ovipositor long, somewhat shorter than the pygidium. Legs pale yellowish brown, tarsi at the apices somewhat infuscated.

Length—15 mm.

Hab.—Honsu (Kyoto, collected by Mr. M. Suzuki).

(877) あらかはこまゆばち

第四十九圖 (1) (♀)

學名 *Eurypterna arakawae* Mats.

昆蟲學上ノ地位 小繭蜂科 (Braconidae)

體ハ光澤アル黒色、額片、上唇、大腮、兩鬚、觸角ノ柄節、前胸背前線ノ二三角紋、稜狀部、後稜狀部及ビ中胸側ノ大紋ハ黄色、胸面、腹部並ニ脚ハ黄褐、觸角ハ細ク、額片ハ延長シ、中央ニ縦隆アリ、胸部ハ稍ヤ球形ヲナス、翅ハ半透明、少シク灰黄色ヲ帶ビ、脈ハ暗褐、縁紋ハ黄褐、腹部細ク、末端棍棒狀ヲナシ、黒褐、後肢ハ延長シ、脛節及ビ第一跗節ハ側扁ニシテ膨大ス、體長四分、此ハ一見こしほそあぶニ似タル種類ニシテ蟻ノ巢ニ寄生ス、此ハ札幌ニテ十月下旬荒川重理氏ノ採集セルモノナリ、

分布—北海道(札幌)

*Eurypterna arakawae* n. sp. (pl. XLIX, Fig. 1, ♀).

♀. Black shining. Clypeus, labrum, mandibles, palpi, scapi, a triangular spot on each side of the pronotum, scutellum (except the middle spot) postscutellum and a large spot of each mesopleura yellow. Sternum, abdomen and the larger part of the

legs yellowish brown, the hind tibiae being somewhat castaneous and the same tarsi pale yellowish brown. Wings subhyaline, with a fulvous tinge, veins fuscous, stigma fulvous. Abdomen at the apex pitchy black.

Length—12 mm.

Hab.—Hokkaido (Sapporo, collected by Mr. S. Arakawa).

It resembles much to *E. crenieri* Rom. of Europe, but much larger.

(878)

きあしをながひめばち

第四十九圖 (2) (♀)

學名 *Plectocryptus japonicus* Mats.

昆蟲學上ノ地位 姬蜂科

體ハ黑色、複眼ノ内側、觸角柄節ノ前面、中央ノ一紋、下面、兩鬚、翅底鱗、稜狀部(後縁ヲ除キ)、後稜狀部、後胸背後方ノ二紋等ハ黄色、觸角ハ暗褐、各節ノ末端黄褐、後胸背ノ基部ニ網目狀ノ一横列アリ、翅ハ半透明、籠甲様ノ暗黄ヲ帶ビ、脈及ビ縁紋ハ黑褐、前縁ノ基部ハ黄褐、外縁ハ少シク暗色ヲ帶ブ、第一腹節ハ細クシテ光澤ヲ帶ビ、各節ノ後縁ハ赤褐、脚ハ黄褐、基節及ビ轉節ハ黑色、後腿節及ビ同脛節ノ末端ハ黑褐、前中ノ脛節及ビ跗節ハ黄色、體長六分、産卵管ハ三分、分布—本州(京部鈴木元次郎氏採集)。

*Plectocryptus japonicus* n. sp. (pl. XLIX, Fig. 2, ♀).

♀. Black, covered with short fulvous hairs. The inner sides of the eyes, the under side and the middle part of the antennae, the labrum, the palpi, the tegulae, the scutellum(except the middle part), the postscutellum and 2 spots of the metanotum yellow. Antennae fuscous, the apex of each segment fulvous. Wings subhyaline, with fulvous tinge, veins and stigma dark brown, the

costal margin at the base being fulvous and the outer margin slightly infuscated. Each abdominal segment at the hind margin reddish yellow, the petiolus narrow and shining. Legs yellowish brown, coxae and trochanter black, the hind femora and tibiae each at the apex fuscous, the anterior and middle tibiae, as well as the tarsi yellow.

Length—1.8 mm.

Hab.—Honshu (Kyoto, collected by Mr. M. Suzuki).

(879)

もいはけんをながばち

第四十九圖 (3)

(♀)

學名 *Phaenolobus (Acocentus) moiwanus* Mats.

昆蟲學上ノ地位 姬蜂科

體ハ黑色、黃白ノ短毛多シ、複眼ノ内側紋、額片ノ兩側紋、上唇、翅底鱗、其直下ノ一紋、稜狀部、後稜狀部、後胸背後方ノ二紋、各腹節ノ後縁及ビ中肢ノ轉節ハ黃色、大腮ノ中央、觸角ノ下面、兩鬚、前中ノ兩肢、後轉節、同脛節ノ基部等ハ黃褐、頭頂及ビ胸背ニハ小點刻ヲ粗布ス、後胸背ニハ網狀ノ隆起アリ、翅ハ稍ヤ透明、少シク黃色ヲ帶ビ、脈及ビ縁紋ハ暗褐、翅底、縁紋ノ内側紋及ビ後翅ノ前縁ハ暗黃、最後ノ腹面節ハ長クシテ尖リ暗褐、産卵管ハ體ヨリ少シク長シ、中肢ノ基節及ビ後肢ハ黑褐、後跗節ノ末端ハ黃白、體長五分五厘、産卵管六分、此ハ札幌地方ニ産スレドモ餘リ多カラズ、

分布—北海道(札幌)、

*Phaenolobus (Acocentus) moiwanus* n. sp. (pl. XLIX, Fig. 3, ♀).

♀. Black, with short yellowish white hairs. The inner sides of the eyes, the side spots of the clypeus, the labrum, the tegulae, a

spot just below the tegula, the scutellum, the postscutellum, 2 spots of the metanotum at the hind margin, the hind margin of each abdominal segment and the trochanter of the middle legs yellow. Mandibles in the middle, the undersides of the antennae, the palpi, 2 anterior legs, as well as the trochanter and the basis of the tibiae of the hind legs yellowish brown. Vertex and pronotum remotely fine punctured. Metanotum coarsely punctured and reticulated. Wings nearly hyaline, with a slight fulvous tinge, veins and stigma fuscous, the costal part of both wings and the inner part of the stigma fulvous. The last ventral segment very long, acute and of a dark brown color.

Length—16.5 mm.; ovipositor 18 mm.

Hab.—Hokkaido (Sapporo, not common).

(880)

ひげながひめばち

第四十九圖 (4) (♀)

學名 *Exetastes scutellaris* Mats.

昆蟲學上ノ地位 姬蜂科

體ハ黑色、暗黄ノ短毛多シ、觸角ノ中央、翅底鱗、稜狀部、第一及ビ第二腹節並ニ脚(基節ヲ除キ)ハ淡黄褐、觸角ハ體ヨリ長ク、末端細シ、胸背ニ粗大ノ點刻ヲ密布シ、稜狀部稍ヤ球形ニ隆起ス、後胸背ニ大形ノ點刻多ク、網狀ノ隆起ナシ、翅半透明、少シク暗黄色ヲ帶ビ、脈及ビ縁紋ハ淡黄褐、腹部ハ光澤ヲ帶ビ、第一節ニ點刻多シ、第四以下各節ノ後縁ハ細ク黄褐、後肢ノ轉節及ビ腿節ノ大部ハ黑褐、體長五分、此ハ札幌地方ニ産スレドモ餘リ多カラズ、分布—北海道(札幌)、

*Exetastes scutellaris* n. sp. (pl. XLIX, Fig. 4 ♀).

♀. Black, with short fulvous hairs. The middle parts of the antennae, the tegulae, the scutellum, the 2nd and 3rd abdominal segments, each hind margin of the 4th, 5th and 7th segments narrowly and the larger parts of the legs yellowish brown. Antennae much longer than the body. Pronotum closely fine and metanotum very coarsely punctured, the latter not being reticulated. Scutellum somewhat roundly elevated. Wings subhyaline, with a fulvous tinge, veins and stigma fulvous. Abdomen shining, on the first segment only coarsely punctured. Coxae, the hind trochanter and the larger part of the hind femora fuscous.

Length—15 mm.

Hab.—Hokkaido (Sapporo, not common).

(881) ぶんしやつやひめばち

第四十九圖(5) (♀)

學名 *Mesostenus shinshanus* Mats.

昆蟲學上ノ地位 姬蜂科

體ハ黑色、光澤ヲ帶ズ、觸角ノ中央第八乃至第十四節ハ白色、複眼ノ内側、前頭、額片(基部ヲ除キ)、上唇末端ノ中央ヲ除キ、大腮、兩鬚、肩部、翅底鱗後縁ヲ除キ、其直下ノ一紋、稜狀部、其前方ノ二紋、後稜狀部、其兩側ノ一紋、後胸背ノ二紋及ビ其兩側ノ一紋、中胸側片ノ二紋、各腹節ノ後縁及ビ腹面等ハ黄色、後胸背ニハ多數ノ横皺ヲ裝ヒ、縦隆ヲ缺キ、白色ノ細毛多シ、翅ハ半透明、少シク暗黄ヲ帶ビ、脈及ビ縁紋ハ黒褐、鏡胞ハ微小ニシテ稍ヤ長方形ヲナス、脚ハ黄褐、前中兩肢ノ基節及ビ轉節ハ黄白、同跗節ハ少シク暗色ヲ帶ズ、後基部ハ黄色ナレドモ之レニ暗褐ノ大紋ヲ裝フ、同腿節及ビ脛節ノ末端、轉節並ニ跗節ノ兩端ハ暗褐、體長五分七厘、産卵管三分、此ハ臺灣ニ産ス

レドモ其數多カラザルガ如シ、  
分布—臺灣(新社)。

*Mesostenus shinshanus* n. sp. (pl. XLIX, Fig. 5, ♀).

♀. Body black, shining. The middle parts of the antennae (8th—14th joints) white. The inner margins of the eyes, the fore head, the clypeus except the base, the labrum except the apical middle part, the mandibles, the palpi, the humeris, the tegulae (except the hind part), a spot just below the tegula, the scutellum, 2 spots just fore the latter, 2 spots of the metanotum, 2 side spots of the same, 2 spots of each mesopleura, each hind margin of the abdominal segments as well as the venter yellow. Metanotum with many transverse wrinkles, covered with fine white hairs. Wings subhyaline, with a slight fulvous tinge, veins and stigma fuscous, the 2nd cubital cell very small and of a rectangular form. Legs yellowish brown, the anterior and middle coxae as well as the trochanter pale yellowish, the hind coxae yellow, with large fuscous patch, the apical part of the same femur and tibia, as well as both ends of the tarsus fuscous.

Length—17 mm.

Hab.—Formosa (Shinsha).

(882)

こをながばち

第四十九圖 (6) (♀)

學名 *Hemiephialtes glyphis* Ash.

昆蟲學上ノ地位 姬蜂科

體ハ黑色、光澤ヲ缺キ、灰白ノ短毛ヲ装ヒ、微小ノ點刻ヲ粗布ス、額片及ビ上唇ハ黃褐、兩鬚ハ淡黃、翅底鱗ハ黃色、翅ハ半透明、少シク暗黃ヲ帶ビ、麻及ビ線紋ハ暗褐、翅底ハ黃色、腹部ニ凹凸多ク、産卵管ハ約體ノ一倍半アリ、脚ハ黃褐、後肢ハ暗褐、但シ基節ノ基部及ビ下面、第二轉節、



脛節並ニ腿節ノ基部ハ黃褐、體長三分六厘、産卵管五分、此ハ札幌地方ニ普通ナリ、分布—北海道(札幌)、

(883) もいはまるつをながぼち

第四十九圖 (7) (♀)

學名 *Xylonomus moiwasanus* Mats.

昆蟲學上ノ地位 姬蜂科

體ハ黑色、觸角ノ中央(第一節乃至第十四節)、複眼内側ノ各一紋、脛節ノ基部及ビ後肢ノ第二、第三及ビ第四跗節ハ黃白、頭ハ大ニシテ稍ヤ球形ニ近ク、小腮鬚長ク、額片凹陷ス、胸背ニ皺刻多シ、後胸背ニハ稍ヤ網狀ノ隆起アリテ、後縁ノ兩側ニハ一齒狀突起アリ、翅ハ半透明、少シク灰色ヲ帯ビ、縁紋及ビ脈ハ暗褐、縁紋下ニハ淡暗キ雲狀紋アリ、縁紋ノ内側ハ一黃白紋ヲ裝フ、腹部ハ割合ニ短カク、白色ノ短毛多シ、第一節ニハ低キニ縦隆アリ、前中兩脛節ハ多少膨大シ、其基部緊縮ス、體長五分、産卵管三分五厘、此ハ札幌地方ニ産スレドモ餘リ多カラズ、分布—北海道(札幌)、

*Xylonomus moiwasanus* n. sp. (pl. XLIX, Fig. 7, ♀).

♀. Black, with short grayish white hairs. The middle parts of the antennae (10th—14th joints), a longitudinal spot on each inner side of the eyes, the basal parts of the anterior and middle tibiae as well as the 3 tarsal joints (2nd, 3rd and 4th) of the hind legs yellowish white. Head large, globular, maxillary palpi long. Pronotum coarsely wrinkled, metanotum somewhat reticulated, the latter at the hind margin on each side with a tooth-like projection. Wings subhyaline, with some grayish flash, stigma and veins fuscous, below the stigma with a pale cloudy spot, the inner side of the stigma with a small

yellowish brown spot. Abdomen short, the first segment on each side with a low longitudinal keel. The anterior and middle tibiae somewhat inflated, at the basis being somewhat constricted.

Length—15 mm.

Hab.—Hokkaido (Sapporo).

(884)

ほそまるづをながばち

第四十九圖 (8) (♀)

學名 *Xylonomus lineatus* Mats.

昆蟲學上ノ地位 姬蜂科

體ハ黑色、前種ニ似レドモ遙カニ細長ナリ、頭ハ稍ヤ球形、光澤ヲ帶ブ、翅ハ鼈甲様ノ暗黄色、脈及ビ縁紋ハ黄褐、腹部ハ頭胸ヲ合シタルモノヨリ遙カニ長ク、第六、第七及ビ第八節ノ後縁ハ細ク灰白、前中兩肢ハ赤黄、後肢ハ暗褐、但シ基節ハ黑色、第二轉節ハ黄褐、體長六分、産卵管七分、此ハ札幌地方ニ産スル普通種ナリ、分布—北海道(札幌)。

*Xylonomus lineatus* n. sp. (pl. XLIX Fig. 8, ♀).

♀. Black, narrow. Head nearly globular, shining. Wings subhyaline, fulvous, veins and stigma yellowish brown. Abdomen much longer than the head and thorax together, the 6th—8th segments on each hind margin narrowly grayish white. The anterior and middle legs reddish yellow, the posterior pair fuscous, the coxae being black and the 2nd trochanter being yellowish brown.

Length—18 mm.; ovipositor 21 mm.

Hab.—Hokkaido (Sapporo).

(885)

おほまるづをながばち

第四十九圖(♀)

(♀)

學名 *Xylonomus jezoensis* Mats.

昆蟲學上ノ地位 姬蜂科

前種ニ酷似スレドモ形遙カニ大ナリ、體ハ黑色、觸角ノ末端ニ近キ三四節ハ黃白、兩鬚、翅底鱗、前中兩肢及ビ腹面等ハ淡黃褐、頭ハ稍ヤ球形ニシテ頭頂ニ點刻ヲ缺キ、胸背ニハ粗大ノ點刻多ク、稜狀部ノ前方ハ凹陷ス、後胸背ハ網狀ノ隆起ヲ具ヘ、兩側ニ各一個ノ齒狀突起アリ、翅ハ稍ヤ透明、少シク黃色ヲ帶ビ、脈及ビ綠紋ハ暗褐、綠紋ノ内側及ビ其後緣ハ黃褐、腹部ハ長サ頭胸ノ二倍アリテ細長ク、第一及ビ第二節ノ後緣ハ其中央ニテ黃褐、第二乃至第七節ノ後緣ハ細ク黃白、産卵管ハ體長ヨリ少シク長シ、後肢ハ黑褐、基節及ビ轉節ノ末端ハ黃褐、脛節及ビ跗節ハ暗褐、黃褐ノ短毛多シ、體長八分、此ハ札幌地方ニ産スレドモ餘リ多カラズ、分布—北海道(札幌)。

*Xylonomus jezoensis* n. sp. (pl. XLIX, Fig. 9, ♀).

♀. Black, with short fulvous hairs and coarse punctures. Three or 4 joints of the antennae near the apex yellowish white. Palpi, tegulae, the anterior and middle legs, as well as the abdomen on the ventral side pale yellowish brown. Head nearly globular, vertex impunctured. Scutellum somewhat elevated, just on its front elliptically excavated. Metanotum fine reticulated, on each side with one tooth-like projection. Wings nearly hyaline, with some yellowish tinge, veins and stigma fuscous, the latter on the inner side and at the hind margin yellowish brown. Abdomen about twice longer than the head and abdomen together, the first and 2nd segments on each hind margin in the middle yellowish brown, the 3rd—7th segments on each hind margin

narrowly yellowish white; ovipositor longer than the abdomen. Hind legs fuscous, coxae and trochanter at the apices yellowish brown, the tibiae and tarsi dark brown.

Length—24 mm.

Hab.—Hokkaido (Sapporo).

It resembles much to the foregoing species, but much larger.

(886)

こくろをながひめばち

學名 *Acroricnus tarsalis* Mats.

昆蟲學上ノ地位 姬蜂科

第四十九圖 (10) (♀)

體ハ黑色、點刻少ナシ、觸角ノ中央、後稜狀部及ビ尾端ハ黃白、觸角ハ長クシテ約體ト同長、末端ハ暗褐、後胸背ニハ點刻多ク、二條ノ橫隆起ヲ併走シ、白色ノ短毛ヲ裝フ、翅ハ稍ヤ透明、少シク灰色ヲ帶ビ、脈及ビ綠紋ハ暗褐、綠紋ノ内側ニ黃褐ノ一點アリ、鏡胞ハ五角形ニシテ外邊ハ不完、腹部ハ細ク、第一節ハ彎曲シ、第二節ハ三角形ヲナス、産卵管ハ腹部ヨリ少シク短カシ、脚ハ黑色、前中兩腿節ノ兩端、同脛節及ビ跗節ノ大部並ニ後腿節ノ基部ハ黃褐、前中兩肢ニアル各跗節ノ末端ハ淡黃褐、後肢ノ第二、第三及ビ第四跗節各末端ヲ除キハ黃白、體長三分七厘、此ハ京都地方ニ産ス、

分布—本州(京都)、

*Acroricnus tarsalis* n. sp. (pl. XLIX, Fig. 10, ♀).

♀. Black, sparsely punctured. The middle parts of the antennae, the postscutellum and the abdominal apex yellowish white.

Antennae about so long as the body, at the apices castaneous. Metanotum coarsely punctured, with soft short white hairs, and with 2 transverse keels, not reticulated. Wings nearly hyaline, with a slight grayish tinge, veins and stigma fuscous, the latter on the inner side with a yellowish brown point. The 2nd cubital cell pentagonal, on the out side somewhat open. Abdomen narrow, the 2nd segment triangular; ovipositor somewhat shorter than the abdomen. Legs black, the anterior and middle femora on both ends and the larger parts of the same tibiae and tarsi as well as the posterior femur at the base yellowish brown; each tarsal segment of the anterior and middle legs pale yellowish brown, the 2nd, 3rd and 4th tarsal segments of the hind legs (except each apex) yellowish white.

Length—11 mm.

Hab.—Honshu (Kyoto).

(887)

ほしくろをながばち

第四十九圖(II) (♀)

學名 *Hemiteles suzuki Mats.*

昆蟲學上ノ地位 姬蜂科

體ハ黑色、微小ノ點刻及ビ縮刻多シ、觸角細ク、各節ノ基部ハ細ク赤褐、稜狀部ハ隆起シ、後胸背ハ網狀ノ隆起ヲ具ヘ、其内中央ニアルモノハ稍ヤ三角形ヲナシ、兩側ニ一齒狀突起アリ、翅ハ稍ヤ透明、縁紋及ビ脈ハ暗褐、中央ニ暗色ノ大紋アリ、腹部ハ頭胸ヨリ少シク長ク、第一節ハ弓狀ニ彎曲シ、第二節ハ稍ヤ三角形ヲナス、尾端ハ少シク灰白色ヲ帶ブ、産卵管ノ長サ腹部ノ半以上アリ、脚黑色、腿節ノ末端少シク赤褐ヲ帶ブ、前中兩肢ノ脛節及ビ跗節ハ暗褐、後肢ノ第二、第三及ビ第四跗節ハ黃白、體長三分七厘、此ハ京都地方ニ多シ、分布—本州(京都)、

*Hemiteles suzukii* n. sp. (pl. XLIX, Fig. 11, ♀).

♀. Black, fine punctured and wrinkled. Antennae narrow, each segment at the base narrowly reddish brown. Scutellum elevated, metanotum reticulated, the areola triangular, on each side with a tooth-like projection. Wings nearly hyaline, veins and stigma fuscous, in the middle with a large fuscous patch. Abdomen somewhat longer than the head and thorax together, the apical segment with a small grayish white patch; ovipositor short, but longer than the half length of the abdomen. Legs black, the anterior and middle tibiae as well as tarsi dark brown, each femoral apex narrowly reddish brown, the 2nd, 3rd and 4th tarsal segments of the hind legs yellowish white.

Length—11 mm.

Hab.—Hionshu (Kyoto).

(888)

くはごひらたひめばち

第五十圖(1) (♀)

學名 *Apechthis* (*Pimpla*) *bombyces* Mats.

昆蟲學上ノ地位 姬蜂科

體ハ黑色、光澤ナシ、點刻ヲ密布シ、黃白ノ短毛多シ、觸角ハ細ク、末端赤褐、頭頂ハ凹陷ス、後胸背ハ粗糙ニシテ、中央ニハ縮刻多シ、翅ハ稍ヤ透明、少シク暗黃ヲ帶ビ、脈及ビ縁紋ハ黑色、縁紋ノ内側ニ黄色ノ一點アリ、腹部ハ光澤ヲ缺キ、第一節ニ二個ノ小突起ヲ具ヘ、各節ノ後縁ハ細ク光澤ヲ有シ、點刻ヲ缺ク、産卵管ハ短大ニシテ腹部ノ半ニ達セズ、脚ハ黑色、前中腿節及ビ脛節ノ末端、前腿節ノ内側及ビ同脛節ノ下面ハ黄色、前脛節及ビ同跗節ノ大部ハ黃褐、中脛節及ビ同跗節並ニ後跗節ハ暗褐、體長六分、産卵管二分五厘、此ハくはごノ幼蟲ニ寄生ス、

分布—北海道(本州)

*Apeththis (Pimpla) bombyces* n. sp. (pl. I, Fig. 1, ♀).

♀. Black, opaque, closely punctured, covered with short yellowish white hairs. Antennae slender and long, at the apices reddish brown. Vertex strong excavated. Metnotum coarsely punctured and wrinkled, without ridges. Wings nearly hyaline, with a slight fulvous flash, veins and stigma black, the latter on its inner side with a yellowish point. Each abdominal segment on its hind margin narrowly shining, the first segment near its hind margin with 2 small projections; ovipositor short and robust. Legs black, the anterior and middle femora and tibiae at the apices, the inner side of the anterior femur as well as the underside of the same tibia yellow; the anterior tibia and the larger part of the same tarsus yellowish brown; the middle tibia and tarsus as well as the hind tarsus dark brown.

Length—18 mm.; ovipositor 7.5 mm.

Hab.—Hokkaido, Honshu (a parasite of *Bombyx mandarina*).

(889) おほあめいろをながばち

學名 *Thalessa gloriosa* Mats.

第五十圖 (2) (♀)

昆蟲學上ノ地位 姬蜂科

體ハ淡黄褐、前頭、額片、上唇、頰、前胸背、複眼ノ下方及ビ大腮ノ基部ハ黄褐、大腮ノ末端ハ黑色、中胸背ハ黄褐、横皺多シ、後胸背ノ末端ハ暗褐、翅ハ半透明、髓甲様ノ黄色ヲ帶ビ、前縁及ビ縁紋ハ淡黄褐、脈ハ暗褐、第三乃至第六節ノ兩側ニ長楕圓紋アリ、初メノ三節ニアルモノハ少シク弓狀ヲナス、各胸節ノ接合部ハ暗褐、脚ハ淡黄褐、爪ノ末端ハ暗褐、雄ハ細長ナリ、體長一吋、♀一吋八分、産卵管二吋五分、此ハ札幌地方ニ産スレドモ稀ナリ、ひげながおほかみきリニ寄生ス

ルモノ、如シ、

分布—北海道(札幌)

*Thalessa gloriosa* n. sp. (pl. I, Fig. 2, ♀).

♀. Pale yellowish brown. Fore head, clypeus, labrum, cheeks, pronotum, scutellum, postscutellum and abdominal spots yellow. A spot below each eye and the basal parts of the mandibles yellowish brown, the apices of the latter black. Mesonotum yellowish brown, with many transverse wrinkles, the hind margin of the metanotum fuscous. Wings subhyaline, with a slight fuscous tinge, costa and stigma pale yellowish brown, veins fuscous. Abdomen shining, the 3rd—6th segments each with 2 oblong spots, of which the first 3 somewhat incurved, each juncture of the thoracic segments fuscous. Legs pale yellowish brown, the apices of the claws fuscous. ♂. Pale yellowish brown; body long and lineal.

Length—♂ 30 mm.; ♀ 54 mm.; ovipositor 75 mm.

Hab.—Hokkaido (Sapporo); may be a parasite of the longicorn beetle (*Monochamus grandis*).

(890) おほほしをながばち

第五十圖 (3) (♀)

學名 *Thalessa gigantea* Mats.

昆蟲學上ノ地位 姬蜂科

體ハ暗褐、複眼ノ内側、前頭、額片、上唇、頰、大腮ノ基部、兩鬚、前胸背後縁ノ兩側、中胸背ノ二縱條、其上方ノ一紋、其兩側ノ一縱條、各胸側ノ二紋、稜狀部、其上方ノ二紋、後稜狀部、後胸背ノ大紋、腹部ノ斑紋及ビ脚ノ大部ハ黄色、觸角ハ黄褐、基部ハ暗褐、大腮ハ黑褐、頭頂及ビ胸面ハ光澤アル黑色、中胸背ハ粗糙ニシテ横皺多シ、翅ハ稍ヤ透明、少シク黄色ヲ帶ビ、脈ハ暗褐、縁



紋ハ黄褐、縁紋ノ外側ニ當リ暗色ノ大紋アリ、第一及ビ第二腹節ノ後縁ハ黄色ニシテ、第二節ニアルモノハ稍ヤ山字形ヲナス、第三乃至第七節ノ各兩側ニ楕圓紋アリテ何レモ横置セラレ、其内第六及ビ第七節ニアルモノハ長シ、各腹面節ノ後縁ハ廣ク黄色、後基節ノ大部(上方)ニ一黄紋アリ、中基節下方ノ一紋、前腿節ノ上面、中後兩腿節ノ基部(上面)及ビ後脛節ノ大部並ニ爪ハ暗褐、體長一寸六分、産卵管二寸一分、此ハ東京地方ニ産スレドモ稀ナリ、  
分布—本州(東京)、

*Thalassa gigantea* n. sp. (pl. I, Fig. 3, ♀).

♀. Dark brown. The inner sides of the eyes, the forehead, the clypeus, the labrum, the cheeks, the basis of the mandibles, the palpi, the hind margin of the pronotum on the sides, 2 longitudinal stripes of the mesonotum, a spot just above each foregoing stripe, a side longitudinal bar near the tegula, the scutellum, 2 spots above the latter, the postscutellum, a spot of each pleura, a large spot of the metanotum and the larger parts of the legs yellow. Antennae fulvous, at the basis somewhat fuscous. Mandibles dark brown. Vertex and thorax on the sides and at the pectus pitchy black. Mesonotum coarsely punctured and transversely wrinkled. Wings nearly hyaline, with a light fuscous tinge, veins fuscous, stigma fulvous, with a large fuscous patch beyond the stigma. The first and 2nd segments on each hind margin with a yellowish mark, of which the 2nd one in the middle somewhat elevated, the 3rd—7th segments on each side with a oblong transverse patch, of which the apical 2 spots somewhat longer; ventral segments on each hind margin broadly yellow. Hind coxa except a spot above, a spot of the middle coxa below, the anterior femur above, the basal halves of the middle and hind femora above, the larger parts of the hind tibiae as well as the claws fuscous.

Length—48 mm.; ovipositor 63 mm.

Hab.—Honshu (Tokyo, rare).

(891) くろをながばち

第五十圖 (4) (♀)

學名 *Ecthrus atrator* Wk.

昆蟲學上ノ地位 姬蜂科

體ハ黑色、小點刻ヲ密布ス、觸角中央ノ三節ハ黃白、第三節ノ基部、翅底鱗、各腹節ノ後緣(細ク)等ハ赤褐、兩鬚ハ黃褐、後胸背ニ網狀ノ隆起ナシ、前翅ハ半透明、少シク灰黃ヲ帶ビ、脈及ビ綠紋ハ暗褐、鏡胞ハ五角形ヲナス、尾端ハ三角形ヲナシテ膨大ス、脚ハ黑褐、前肢腿節ノ末端、脛節(外面)ノ大紋ハ暗色及ビ跗節並ニ中肢ノ脛節及ビ跗節ハ黃褐、前肢ノ脛節ハ膨大ス、體長六分、產卵管五分、此ハ札幌地方ニ稀ナラズ、分布―北海道、本州、

(892) えぞをながばち

第五十圖 (5) (♀)

學名 *Thalessa jezoensis* Mats.

昆蟲學上ノ地位 姬蜂科

體ハ暗褐、觸角ハ淡黃、基部ハ暗褐、複眼ノ内側、前頭、額片、上唇、兩鬚、頰、後頭ノ二紋、前胸背ノ兩側、翅底鱗、各翅根下ノ一紋、中胸片ノ兩側紋、中胸背ノ二縱條、其前方ノ二紋、稜狀部、後稜狀部及ビ其兩側、後胸背ノ中央並ニ脚ノ大部ハ黃色、大腮ハ黑褐、中胸背ニハ粗大ノ横皺多ク、翅ハ半透明、少シク籠甲様ノ黃色ヲ帶ブ、綠紋及ビ脈ハ暗褐、綠紋ノ内側ハ黃褐、腹部ハ光澤ヲ帶

ビ第一節ノ後縁、第二節ノ兩側ニアル鈎狀紋、第三節乃至第五節ノ兩側ニアル鈍狀紋及ビ第六節ノ兩側ニアル各一紋、尾節ニアル兩側紋並ニ各腹面節ノ後縁ハ黄色、前基節ノ後方、中後兩基節ノ大部後方ノ一紋ハ黄色及ビ腿節ノ中央ハ黒褐、體長一寸、産卵管一寸六分、此ハ札幌地方ニ産スレドモ稀ナリ、

分布—北海道(札幌)

*Thalessa jezoensis* n. sp. (pl. I, Fig. 5, ♀).

♀. Dark brown. Antennae fulvous, at the basis fuscous. The inner sides of the eyes, the frons, the clypeus (except the anterior margin), the palpi, the cheeks, 2 spots of the occiput, both sides of the pronotum, the tegulae, a spot each below the wing basis, 2 longitudinal stripes of the mesonotum, 2 spots at the anterior end of the latter, the scutellum, the postscutellum, a spot on each side of the latter, a broad band in the middle of the metanotum, as well as the larger part of the legs yellow. Mandibles pitchy black, mesonotum coarsely, transversely wrinkled. Wings subhyaline, with a fulvous tinge, veins and stigma dark brown, the latter on the inner side fulvous. Abdomen shining, the hind margin of the first segment, 2 hook-like mark of the 2nd, a hatchet-like spot on each side of the 3rd—5th, a spot on each side of the 6th and pygidium, as well as the broad hind margin of each ventral segment yellow. The hind part of the anterior coxae, the larger part of the middle and posterior coxae (except a yellowish spot), as well as the middle part of the middle and posterior femora dark brown.

Length—33 mm.; ovipositor 45 mm.

Hab.—Hokkaido (Sapporo, quite rare).

(893) ふしをながばち

學名 *Ephialtes antifurcalis* Thom.

第五十圖(6) (♀)

昆蟲學上ノ地位 姫蜂科

體ハ黑褐、灰白ノ短毛多シ、兩鬚及ビ翅底鱗ハ淡黄色、脚ノ大部ハ黄色、大腮ノ基部ハ赤褐、頭及ビ胸部ハ光澤ヲ帶ビ、小點刻ヲ粗布ス、翅半透明、少シク黄色ヲ帶ビ、鏡胞ハ三角形ヲナス、脈ハ暗褐、縁紋ハ黄褐、各腹節ノ基部ハ多少赤褐ヲ呈ス、中肢ノ基節ハ黄褐、後肢ノ基節、腿節(基部ヲ除キ)、脛節及ビ跗節ノ大部ハ暗褐、體長九分—一寸、産卵管一寸三分、此ハ札幌地方ニ普通ナリ、分布—北海道(札幌)、

(894) きいろふしひめばち

學名 *Xanthopimpla japonica* Kriech.

昆蟲學上ノ地位 姫蜂科

體ハ黄色、頭胸ニ點刻ヲ缺ケドモ腹部ニハ粗大ノ點刻多シ、觸角(柄節ノ外側ヲ除キ)、頭頂ノ一紋、單眼、中胸背ノ三紋、翅底鱗ノ一紋、稜狀部ノ前方ニアル一紋、後胸背ノ二紋、各腹節ノ二紋、後肢轉節、脛節及ビ跗節ノ基部並ニ腿節ノ二紋ハ光澤アル黑色、頭ハ短カク、頭頂ハ凹陷シ、大腮ノ末端ハ暗褐、胸部ハ大ニシテ光澤ヲ帶ビ、稜狀部ハ少シク隆起ス、後胸背ニハ判然セル網狀ノ隆起アリ、翅ハ半透明、少シク暗黄色ヲ帶ビ、脈及ビ縁紋ハ黑褐、腹部ハ粗糙ニシテ、第六節ニアル斑紋ハ小、第七節ニアルモノ最モ大ナリ、第八節ニハ唯一紋ヲ裝フ、産卵管末端ノ三分ノ二ハ黑色、基部ハ暗黄、後腿節ハ膨大シ、後肢跗節ノ末端ハ暗褐、體長六分、産卵管二分、此ハ沖繩地方ニ普通ナリ、

第五十圖 (7) (♀)

分布—九州、沖縄、

(895) からふごこんぼうをながばち

第五十圖 (8) (♀)

學名 *Coleocentrus chibisami* Mats.

昆蟲學上ノ地位 姬蜂科 (*Syn. Lyranus chibisami* Mats).

體ハ黑色、微小ノ點刻ヲ裝フ、上唇、大腮(末端ハ黑褐)、兩鬚及ビ前中兩肢ノ大部ハ黃褐、觸角ハ黑褐、稜狀部ハ少シク隆起シ其周圍少シク高シ、後胸背ニハ小横皺多シ、翅半透明、少シク暗黄色ヲ帶ビ、脈及ビ綠紋ハ暗褐、但シ綠紋ノ内側ハ黃褐、腹部各節ノ後緣ハ少シク赤褐ヲ帶ブ、最後ノ腹面節ハ大ニシテ鋸齒狀ヲ呈シ、少シク尾端ヲ越ユ、前中兩肢ノ基部及ビ轉節並ニ後肢ノ大部ハ暗褐、後脛節ノ下方ハ赤褐、體長五分、産卵管四分、此ハ樺太地方ニ産スレドモ餘リ多カラズ、分布—樺太、

(896) からふごおほきあしひめばち

第五十圖 (9) (♀)

學名 *Cryptus sachalinensis* Mats.

昆蟲學上ノ地位 姬蜂科

體ハ黑色、頭胸ニハ小點刻ヲ密布シ、後胸ニアルモノハ粗大ナリ、頭ニハ灰白ノ短毛ヲ裝ヒ、兩鬚ハ暗褐、後頭ノ點刻ハ粗大ナリ、稜狀部ハ稍ヤ隆起シ、點刻ハ粗ナリ、翅ハ半透明、少シク暗黄ヲ帶ビ、脈及ビ綠紋ハ暗褐、鏡胞ハ五角形ヲナス、腹部ハ紡錘形ニシテ點刻ヲ缺キ、第一節ノ後緣凹

陷ス、第二節ノ後縁最モ廣シ、産卵管ハ腹部ト約同長、脚ハ赤黄、基節及ビ轉節ハ黒褐、暗黄ノ短毛ヲ裝フ、體長四分、産卵管三分、此ハ樺太地方ニ産スレドモ餘リ多カラズ、分布—樺太、

(897) ほそをながひめばち

學名 *Phaenolobus (Accoenitus) karafutonis* Mats.

昆蟲學上ノ地位 姬蜂科 (*Syn. Epirhyssa karafutonis* Mats).

體ハ黒色、灰白ノ短毛ト小點刻多シ、頭ハ光澤ヲ帶ビ、觸角ハ糸狀ニシテ暗褐、柄節ハ黄褐、兩鬚及ビ脚ハ黄色、翅ハ半透明、少シク黄色ヲ帶ブ、脈ハ暗褐、縁紋ハ黄褐、鏡胞ヲ缺ク、第一腹節ハ細ク、第三及ビ第四節ノ後縁ニ裸出部アリ、尾節ハ鴨嘴狀ヲナシテ突出シ、最後ノ腹面節ハ大ニシテ鋸齒狀ヲナス、産卵管ハ腹部ヨリ少シク長シ、後肢ノ脛節及ビ跗節ハ暗色、體長四分、産卵管三分、此ハ樺太地方ニ産スレドモ稀ナリ、分布—樺太、

(898) ちやうざんをながばち

學名 *Rhyssa jozana* Mats.

昆蟲學上ノ地位 姬蜂科

第五十一圖 (1) (♀)

第五十圖 (10) (♀)

體ハ黑色、觸角ノ末端ニ近キ八節、複眼ノ内側、頬ノ一紋、頸ノ二點、前胸縁ノ兩側、翅底鱗、其直下ノ一紋、稜狀部及ビ其兩側ノ縦條、後稜狀部及ビ其兩側ノ隆條、後胸背ノ二紋、前中兩胸側片ノ各二紋、各腹節ノ後縁ニアル二紋(但シ第一腹節ニアルモノハ一帶トナル)及ビ中肢基節ノ上面等ハ黃白、額片、舌及ビ兩鬚ハ黃褐、中胸背ニハ横皺多ク、胸側ニハ灰白ノ短毛ヲ密生ス、翅ハ半透明、少シク暗黄ヲ帶ビ、脈及ビ綠紋ハ暗褐、綠紋ノ内側ニ一黃褐紋アリ、鏡胞ハ三角形ヲナス、腹部ハ光澤ヲ有シ、第三乃至第六節ノ兩側ニ各一個ノ黃白紋ヲ裝フ、前中ノ兩肢ハ淡赤褐、中肢ノ基節、轉節並ニ後肢ハ暗褐、但シ後肢ノ轉節ハ淡赤褐、體長九分、産卵管一寸二分、此ハ札幌地方ニ産スレドモ餘リ多カラズ、

分布—北海道(札幌)。

*Rhyssa jozana* n. sp. (pl. I, Fig. 1, ♀).

♀. Black, with short grayish white hairs. Antenna near the apex (8 joints), the inner side of the eye, a spot of the cheek, 2 points of the collum, the hind margin of the pronotum at the sides, the tegulae, a spot just below the tegula, the scutellum, an oblique ridge on each side of the scutellum, the postscutellum and its side ridges, 2 spots of the metnotum, 2 spots of each pro- and mesopleura, abdominal spots, as well as the upper surface of the middle coxa yellowish white. Clypeus, tongue and palpi fulvous. Mesonotum transversely strong wrinkled. Wings subhyaline, with a fulvous tinge, veins and stigma fuscous, the latter on its inner side with a fulvous point, areolet small. Abdomen shining, the first segment on its hind margin with a band, the 2nd and 7th on each side with a transverse spot, the 3rd—6th on each side with a spot. Anterior and middle legs reddish brown, the middle coxa on its under surface and the same trochanter, as well as the hind legs dark brown, the hind trochanter pale reddish brown.

Length—27 mm.; ovipositor 36 mm.

Hab.—Hokkaido (Sapporo, not common).

(899) ひめもんきをながばち

學名 *Epirhyssa japonica* Cam.

昆蟲學上ノ地位 姬蜂科

體ハ黑色、複眼ノ兩側、頰、額片ノ中央、前胸背兩側ノ後緣、翅底鱗、其直下ノ一紋、中胸背ノ二縱條、稜狀部、後稜狀部、前胸側ノ一紋、後胸背ノ二斜條、各腹節ノ中央ニアル兩側紋等ハ黄色、觸角ハ暗褐、基部ハ少シク淡色、兩鬚ハ黄白、翅ハ稍ヤ透明、少シク黄色ヲ帶ビ、脈ハ暗褐、緣紋ハ黄褐、翅端ニ近ク暗色ノ大紋アリ、外緣ハ少シク暗色ヲ帶ブ、中胸背ニハ粗大ノ横皺多ク、腹部ハ頗ル光澤ヲ帶ビ、棍棒狀ヲナス、各節ノ後緣ハ赤褐、第六節ニアル斑紋ハ微小ナリ、脚ハ黄色、前基部ノ上面、中後ノ兩基節及ビ同腿節ノ中央ハ暗褐、跗節ハ暗黄、體長八分、産卵管二寸四分、此ハ札幌地方ニ産スレドモ稀ナリ、

(900) こんぼうをながばち

學名 *Coleocentrus sapporensis* Mats.

(Syn. *Lytarines sapporensis* Mats).

第五十一圖 (3) (♀)

第五十一圖 (2) (♀)



昆蟲學上ノ地位 姬蜂科

體ハ黑色、觸角ハ暗褐、基部ノ下面ハ黃褐、前頭ノ兩側、兩鬚、翅底鱗及ビ前中ノ兩肢ハ黃色、頭及ビ胸背ニハ點刻多ク、暗黃ノ短毛ヲ密生ス、後胸背ニハ四縱隆ヲ裝フ、翅ハ半透明、少シク黃色ヲ帶ビ、脈ハ暗褐、綠紋ハ暗黃、鏡胞ハ小ニシテ三角形ヲナス、腹部ハ光澤ヲ帶ビ、棍棒狀ヲ呈シ、各節ノ後緣ハ黃褐、尾節ハ大ニシテ鋸齒狀ヲナシ、尾端ヲ越ユ、前中兩肢ノ基部其末端ヲ除キ並ニ後肢ハ暗褐、但シ後肢ノ轉節、腿節ノ兩端及ビ脛節ノ基部ハ黃褐、跗節ハ暗黃、體長八分―九分、産卵管八分五厘、此ハ札幌地方ニ普通ナリ、分布―樺太、北海道、

(901) もいはをながぼち

學名 *Epirhyssa moiwana* Mats.

第五十一圖(4) (♀)

昆蟲學上ノ地位 姬蜂科

體ハ光澤アル黑色、暗黃ノ短毛多シ、複眼ノ兩側、額片及ビ上唇、兩鬚、前胸背後緣ノ兩側、翅底鱗、其直下ノ一紋、前胸側ノ一紋、中胸背ノ二縱紋、稜狀部、其上方ノ二紋、後稜狀部ノ二點、後胸背ノ二紋、腹部ノ斑紋並ニ脚ノ大部ハ黃色、觸角ハ黃褐、中胸背ニハ粗大ノ横皺多ク、翅ハ稍ヤ透明、脈ハ暗褐、綠紋ハ黃褐、前緣ノ末端ニ淡キ暗色ヲ帶ビタル小部分アリ、腹部ハ棍棒狀ヲ呈シ、各節ノ後緣ニ近ク黃色ノ一帯アリ、此ハ第三節乃至第七節ニテ二紋トナル、中後ノ兩基節、轉節及ビ腿節ノ中央ハ暗褐、但シ後基節ノ上面ニ一黃紋アリ、跗節ハ暗黃、體長五分五厘、産卵管六分五

六分五厘、此ハ札幌地方ニ産スレドモ餘マリ多カラズ、  
分布—北海道(札幌)。

*Epirhyssa moiwana* n. sp. (pl. LI, Fig. 4, ♀).

♀. Black, shining, with short fulvous hairs. Both sides of the eyes, the clypeus, the labrum, the palpi, the hind margin of the pronotum at the sides, the tegulae, a spot below the tegula, a spot on each propleura, 2 longitudinal bars on the mesonotum, the scutellum, 2 spots above the latter, 2 points of the postscutellum, 2 spots of the metanotum, abdominal spots, as well as the larger part of the legs yellow. Antennae yellowish brown. Mesonotum coarsely, transversely wrinkled, Wings nearly hyaline, with a slight fulvous tinge, veins fuscous, stigma fulvous, near the apex with a small smoky spot. Abdomen clavate, near the hind margin of each segment with a band, of which the 3rd—6th bands in the middle being interrupted. The middle and hind coxae, the trochanter and the middle part of the femora fuscous, the hind coxa on the upper surface with a yellowish spot, tarsi grayish yellow.

Length—16.5 mm.; ovipositor 19.5 mm.

Hab.—Hokkaido (Sapporo, not common).

(902) きあしふしをながばち

學名 *Apechthis flavipes* Mats.

昆蟲學上ノ地位 姬蜂科

體ハ黑色、點刻ヲ密布ス、灰色ノ短毛多シ、下唇鬚ノ末端ハ黃褐、觸角ハ細ク、頭頂ハ凹陷ス、稜狀部ニ大形ノ點刻ヲ粗布ス、後胸背ニハ粗大ノ點刻ヲ具ヘ、中央部ニ横皺多シ、翅ハ稍ヤ透明、少シク黄色ヲ帶ブ、脈及ビ縁紋ハ暗褐、縁紋ノ内側ハ灰白、鏡胞ハ稍ヤ五角形ヲナス、腹部ニ點刻多ク、

第五十一圖 (5) (♀)

各節ノ後縁隆起ス、産卵管ハ短カク、腹部ノ半ニ達スルニ過ギズ、脚ハ黄色、基節及ビ轉節ハ黒褐、後跗節ハ暗褐、體長五分、産卵管一分五厘、此ハ札幌地方ニ産スル普通種ナレドモ未ダ其宿主判然セズ、  
分布—北海道(札幌)。

*Apechthis flavipes* n. sp. (pl. LI, Fig. 5, ♀).

♀. Black, closely punctured, with short grayish hairs. The apical joint of the labial palpi yellowish brown. Scutellum sparsely large punctured. Metanotum coarsely punctured and wrinkled. Wings nearly hyaline, veins and stigma fuscous, the inner side of the latter grayish white; areolet nearly pentagonal. Abdomen coarsely punctured, the hind margin of each segment somewhat elevated. Ovipositor short, being the half length of the abdomen. Legs yellow, coxae and trochanter pitchy black, the hind tarsi fuscous.

Length—15 mm.; ovipositor 4.5 mm.

Hab.—Hokkaido (Sapporo, common).

(903) みつもんきふしひめばち

第五十一圖 (6) (♀)

學名 *Xanthopimpla trimaculata* Sm.

昆蟲學上ノ地位 姫蜂科

體ハ黄色、頭胸ハ光澤ヲ帶ブ、黄白ノ短毛多シ、頭頂ノ一紋、中胸背ノ三紋(一列ヲナシテ横列ス)、後胸背ノ二紋、第一、第三、第五及ビ第七腹節ノ各二紋並ニ後脛節ノ基部ニアル一紋ハ黑色、觸角ハ黄褐、其背部ハ暗色、稜狀部ハ突出シ、後胸背ニハ判然セル網狀ノ隆起ヲ裝フ、腹部ニハ點刻ヲ

具へ、各節ノ後縁ハ隆起シ、其隆起部ノ前縁ハ細溝ヲナス、産卵管ハ黒色、腹部ヨリ少シク短カシ、脚ハ黄色、後肢ハ膨大ス、體長四分、産卵管一分五厘、此ハ沖繩地方ニ普通ナリ、分布―九州、沖繩、

(904) えぞしろひらたひめばち

第五十一圖 (7) (♀)

學名 *Theronia japonica* Ash.

昆蟲學上ノ地位 姬蜂科

體ハ淡黄褐、光澤ヲ帶ビ、微小ノ點刻ヲ粗布ス、頭ハ黄色、頭頂ニ二黒紋ヲ具へ、觸角間ノ一紋、額片ノ後縁及ビ大腮ノ末端ハ暗褐、前胸及ビ中胸背ノ中央ハ黒色、其兩側ハ細ク黄色、更ニ其兩側ニ各一個ノ暗褐條アリ、翅底鱗、其直下ノ一紋、胸側紋、稜狀部及ビ後稜狀部ハ黄色、翅ハ半透明、少シク暗黄ヲ帶ブ、脈ハ暗褐、縁紋ハ黄褐、鏡胞ハ稍ヤ五角形ヲナス、各腹節ノ後縁ハ廣ク暗褐、産卵管ハ黒色、腹部ノ半ニ達スルニ過ギズ、脚ハ黄色、後腿節ハ肥大シ、其外側ニ黒褐ノ大紋アリ、體長四分乃至五分、産卵管一分二厘、此ハえぞしろてふノ幼蟲ニ寄生ス、分布―北海道、本州、

(905) からふとかたもんひめばち

第五十一圖 (8) (♀)

學名 *Banchus sachalinensis* Mats.

昆蟲學上ノ地位 姬蜂科

體ハ黑色、前頭、額片、上唇、大腮、頰、頭頂ノ二紋、觸角ノ前面、中胸背ノ二紋、翅底鱗、稜狀部及ビ中胸側ノ二大紋ハ黄色、前頭中央ノ一縱條、額片ノ中央紋、其兩側ノ二紋、大腮基部ノ一紋、大腮ノ末端等ハ黑色、下唇鬚、後稜狀部、第二、第三及ビ第四腹節並ニ脚ノ大部ハ淡黄褐、下唇鬚ノ第四節ハ葉狀ニ膨大ス、小腮鬚及ビ觸角ノ背部ハ暗褐、稜狀部ノ末端ハ棘狀ヲナシテ尖リ、其部分暗褐、後稜狀部ニハ高キ横隆アリテ其兩端ハ突出ス、翅ハ稍ヤ透明、脈ハ暗褐、綠紋ハ黄褐、鏡胞ハ稜狀ニ近ク大ナリ、腹部ハ側扁、尾端ハ截斷狀ニ終ル、前中兩肢ノ基部ハ黄色、後肢ハ長ク、其基部ハ黑色、同脛節ノ末端ハ暗褐、爪ニハ櫛齒狀ノ齒列アリ、體長四分五厘、此ハ樺太地方ニ稀ナラズ、

(附言) 此ハ拙著樺太昆蟲ニ *Corynephanes sachalinensis* Mats. セルモノナリ、  
分布—樺太、

(906) ふらんをながばち

學名 *Rhyssa furanana* Mats.

昆蟲學上ノ地位 姬蜂科

體ハ黑色、複眼ノ内側(但シ接續セズ)ハ黄白、觸角ハ暗褐、外側ハ黄褐、中胸背ハ粗糙ニシテ横皺多ク、翅底鱗及ビ其直下ノ一紋ハ黄色、稜狀部、後稜狀部並ニ其兩側ノ横隆ハ灰黄色、翅ハ稍ヤ透明、少シク黄色ヲ帶ビ、脈及ビ綠紋ハ暗褐、綠紋ノ内側ニ黄褐紋アリ、鏡胞ハ有柄ニシテ三角形ヲナシ小ナリ、腹部ハ栗色ニシテ光澤ヲ帶ビ、各節ノ後縁ハ灰黄、産卵管ハ體長ヨリ長シ、脚ハ黄色、後

第五十一圖 (9) (♀)

基部ハ延長シ黑色、中基節、後脛節及ビ同跗節ハ暗褐、體長六分、産卵管七分、此ハ上川地方ニ産スレドモ稀ナリ、

分布—北海道、

*Rhyssa furanna* n. sp. (pl. LI, Fig. 9, ♀).

♀. Black. The inner sides of the eyes yellow (in the middle interrupted). Antennae fuscous, on the outer side fulvous. Mesonotum transversely strong wrinkled. Tegulae and a spot just below the tegula yellow. Scutellum and postscutellum with the side ridges together grayish yellow. Wings nearly hyaline, with a slight fulvous tinge, veins and stigma fuscous, the latter on the inner side with a fulvous point. Areolet small and of a triangular form and stalked. Abdomen shining, castaneous brown, the hind margin of each segment grayish yellow. Ovipositor longer than the body. Legs yellow, the middle coxae and the hind tibiae as well as the tarsi fulvous, the hind coxae black.

Length—18 mm.; ovipositor 21 mm.

Hab.—Hokkaido (Puran near Kamikawa).

In form it resembles much to the No. 899 *Epirhyssa moiravana* Mats.

(907) くろふをながばち

學名 *Megarhyssa japonica* Ash.

昆蟲學上ノ地位 姬蜂科

體ハ黑色、複眼ノ内側、前頭、額片、上唇、大腮ノ基部、兩鬚、頬、前胸背後縁ノ兩側、中胸背ノ二縦紋、中後兩胸側ノ二紋、稜狀部、後稜狀部及ビ後胸背中央ノ二紋此ハ其兩側紋ト相連續スハ黄色、中胸背ハ粗糙ニシテ横皺多シ、翅ハ稍ヤ透明ニシテ少シク黄色ヲ帶ビ、脈ハ暗褐、線紋ハ黃褐、

第五十一圖 (10) (♀)

綠紋ノ外側ニ大ナル暗色ノ一紋ヲ裝ヒ、稍ヤ帶ヲナス、腹部ハ光澤ヲ帶ビ、第一及ビ第二節ノ後縁ニハ稍ヤ三角形ノ黃紋ヲ具ヘ、第三乃至第七節ノ兩側ニハ各一個ノ黃紋ヲ裝フ、但シ第六及ビ第七節ニアルモノハ長シ、産卵管ハ體長ヨリ長シ、脚ハ黃色、中後兩肢ノ基節及ビ腿節ノ大部(兩端ヲ除キ)ハ黑褐、體長八分五厘、産卵管一寸三分、此ハ札幌地方ニハ稀ナラズ、  
分布—北海道(札幌)、

(908) つまぐろをながばち

學名 *Chorischizus apicalis* Mats.

第五十一圖(11) (♀)

昆蟲學上ノ地位 姬蜂科

體ハ黑色、暗黃ノ短毛多シ、複眼ノ内側、額片、上唇、大腮、兩鬚、頬ノ一紋、觸角ノ柄節及ビ中央、稜狀部、後稜狀部、後胸背ノ後方、第一及ビ第二腹節ノ後縁、翅底鱗、其直下ノ一紋及ビ前中兩肢ノ大部、後肢ノ轉節、腿節及ビ跗節等ハ黃色、頭ハ大ニシテ稍ヤ胸部ト其幅ヲ等シクス、頭ニハ點刻少ナク、胸部ニアルモノハ小ニシテ其數多シ、中胸背ノ中央凹陷シ、稜狀部ハ隆起ス、後胸背ニ網狀ノ隆起アリ、翅ハ稍ヤ透明、少シク黃色ヲ帶ビ、脈、綠紋及ビ翅端紋ハ暗色、腹部ハ小、尾節ハ暗黃、之レハ劍狀ヲ呈シ、尾端ヨリ突出ス、産卵管ハ暗褐、稍ヤ體長ヨリ少シク短カシ、末端ノ二分ノ一ハ黃褐、後肢ハ長ク、基節、腿節及ビ脛節ノ大部ハ暗褐、體長五分五厘、産卵管四分五厘、此ハ札幌地方ニ産スレドモ餘リ多カラズ、  
分布—北海道(札幌)、

*Chorischizus apicalis* n. sp. (pl. LI, Fig. 11, ♀).

♀. Black, with short fulvous hairs. The inner sides of the eyes, the clypeus, the labrum, the mandibles, the palpi, a large spot on each side of the cheeks, the scapi, the middle parts of the antennae, the tegulae, a spot just below the tegula, the scutellum, the postscutellum, the hind part of the metanotum, the first and 2nd abdominal segments on each hind margin, the anterior and middle legs, the hind trochanter as well as the same tarsi yellow. Head large, about the same breadth with the thorax; sparsely large punctured. Thorax closely fine punctured, mesonotum in the middle somewhat excavated. Scutellum roundly elevated. Metanotum reticulated. Wings hyaline, with a slight fulvous tinge, veins and stigma as well as a large apical spot fuscous. Abdomen small, the last ventral segment fulvous, long and pointed; ovipositor long, somewhat shorter than the body, fuscous, at the apical half fulvous. Hind legs long, coxae, femora and tibiae largely fuscous.

Length—16.5 mm.; ovipositor 13.5 mm.

Hab.—Hokkaido (Sapporo).

(909) ひめきあしをながばち

學名 *Rhyssa dubiosa* Mats.

昆蟲學上ノ地位 姬蜂科

此ハ (906) ぶんをながばちニ酷似スレドモ其異ナル處ハ左ノ如シ、

一、稜狀部黒色、後胸背後縁ノ兩側ニ各一黄紋ヲ装フ、

二、翅ハ少シク濃色、鏡胞ハ大ニシテ三角形ヲナシ (906) ノ如ク有柄ニアラズ、鏡胞底ノ中脈ハ枝痕

ヲ有セズ、

三、各腹節ノ後縁ハ細ク黄白、最終ノ腹面節ハ逆鉤狀ヲナシテ突出ス、

第五十一圖 (12) (♀)



四、中肢ノ基節ハ黄色、基部ノ下面ハ少シク暗色ヲ帶ブ、  
體長五分五厘、産卵管七分、  
分布—北海道(札幌)。

*Rhyssa dubiosa* n. sp. (pl. LI, Fig. 12, ♀).

♀. Much resembles to *R. furrima* but differs in the following points :

1. Scutellum entirely black, metanotum at the hind margin on each side with a yellowish spot.
  2. Wings somewhat deeper yellowish coloured, areolet larger and of a triangular form, being not stalked, discocubital vein without ramellus.
  3. Abdominal segments on each hind margin narrowly yellowish white, the last ventral segment larger, and with a barbed hook-like projection.
  4. The middle coxae yellow, at the basis below somewhat fuscous.
- Length—16.5 mm.; ovipositor 21 mm.  
Hab.—Hokkaido (Sapporo).

(910)

しぶをながこちゆばち

第五十二圖 (1) (♀)

學名 *Doryctes shibuensis* Mats.

昆蟲學上ノ地位 小蘗蜂科 (Braconidae)

體ハ黄褐、觸角黒褐、初メノ二節ハ黄褐、中央ノ八節ハ黄白、大腮ノ末端ハ黒褐、上唇ハ凹陷ス、  
後頭ニ點刻ヲ粗布ス、中胸背ニハ點刻ヲ密布シ、其中央ハ橢圓形ヲナシテ凹陷ス、尙ホ稜狀部ノ前

方モ少シク凹陥セリ、後胸背ニハ不正ノ縮刻多シ、翅ハ稍ヤ透明、少シク籠甲様ノ黄色ヲ帶ビ、前縁、前縁脈及ビ縁紋ハ黒褐、脈ハ黄褐、腹部ハ頭胸ヲ合シタルモノヨリ少シク長ク、第一節ハ粗糙ニシテ縮刻多ク、第二節以下ハ光澤ヲ帶ビ、第二節ノ中央線、其後縁及ビ以下ノ各節ハ黒色、脚ハ黄褐、脛節ノ末端ハ少シク濃色、體長六分五厘—八分、産卵管九分—一寸二分、此ハ信州地方ニ産スレドモ其數多カラズ、  
分布—本州(信州、東京)、

*Doryctes shibuensis* n. sp. (pl. LI, Fig. 1, ♀).

♀. Yellowish brown. Antennae fuscous, 2 basal joints yellowish brown, the middle part (about 8 joints) pale yellow. Mandibles at the apices fuscous. Head sparsely fine and thorax closely fine punctured, mesonotum in the middle somewhat elliptically excavated; metanotum irregularly strong wrinkled. Wings nearly hyaline, with a fulvous tinge, the costa, costal vein as well as the stigma fuscous, veins yellowish brown. Abdomen longer than the head and thorax together, the first segment coarsely wrinkled and punctured, the following segments glabrous, shining, the 2nd at the hind margin and the following segments black. Legs yellowish brown, tibiae at the apices somewhat brownish.

Legth—19—24 mm.; ovipositor 27—36 mm.

Hab.—Honshu (Tokyo, Shinshu).

(911)

ほりしやべっかうこまゆばち

學名 *Ephialax horishana* Mats.

昆蟲學上ノ地位 小繭蜂科

第五十二圖 (2) (♀)

體ハ光澤アル飴色、黃褐ノ長毛ヲ粗生ス、觸角ハ暗褐、前翅ヨリモ少シク短カシ、頭ハ小、前頭ハ稍ヤ三角形ヲナシ、上唇ハ凹陷ス、大腮ノ末端ハ暗褐、前胸背ハ頸狀ニ縊レ、中胸背ノ縦溝ハ餘マリ判然セズ、稜狀部ハ少シク突出ス、翅ハ鼈甲様ノ黃褐、前翅中央ノ二紋、縁紋ノ外側及ビ兩翅ノ外縁ハ暗色、脈ハ黃褐、腹部ハ稍ヤ紡錘狀ヲナシ、平タク、第一及ビ第二節ノ兩側ニ深キ縦溝ヲ具ヘ、中央ニ一縦隆ヲ裝フ、但シ第二節ノ兩側ニアルモノハ少シク斜傾ス、第三節最モ廣ク、其基部ニ約八個ノ短カキ縦隆ヲ裝ヒ、其兩側ニ斜溝アリ、中央ニアル縦隆ハ餘リ判然セズ、脚ハ黃褐、跗節端ハ暗褐、體長五分五厘、産卵管四分五厘、此ハ臺灣地方ニ産スレドモ餘リ多カラズ、分布—臺灣(埔里社)。

*Ephiaulax horishana* n. sp. (pl. LII, Fig. 2, ♀).

♀. Yellowish brown, shining, with long fulvous hairs. Antennae fuscous, somewhat shorter than the forewings. Head small, seen from the underside somewhat triangular, mandibles at the apices fuscous, mouth open. Mesonotum glabrous, parapsidal furrows indistinct. Scutellum somewhat elevated. Wings subhyaline, with a fulvous tinge, 2 middle spots of the forewings, the outer side of the stigma as well as the outer margin of both wings fuscous, veins fulvous. Abdomen spindle shaped, somewhat depressed, the 3rd being broadest. Legs fulvous, the tarsi at the apices fuscous.

Length—16.5 mm.; ovipositor 13.5 mm.

Hab.—Formosa (Horisha).

うまのをばち (馬尾蜂)

學名 *Euurobracon penetrans* Sm.

第五十二圖 (3) (♀)

昆蟲學上ノ地位 小繭蜂科

體ハ光澤アル飴色、同色ノ長毛ヲ粗生ス、觸角ハ黑色ニシテ太ク、上唇ハ凹陷シ、大腮ノ末端ハ黒褐、中胸背ノ縦溝ハ餘リ判然セズ、稜狀部ハ突出シ、其前方少シク凹陷ス、後胸背ノ後縁ニ一横隆ヲ裝フ、翅ハ半透明、飴色、前翅ノ前縁ニ二個、後縁ノ中央ニ一個、尙其外側ニ小紋アリテ都合四個ノ黒褐紋ヲ裝フ、外縁並ニ後翅ノ後縁ハ灰色、脈ハ黄褐、腹部ハ長楕圓形、第一節ノ基部ニ深キ縦溝ヲ具ヘ、之レハ中央ニテ分支シ後縁ニ達ス、第二及ビ第三節ノ兩側ニモ斜溝アレドモ第一節ノ如ク深カラズ、第二及ビ第三節ノ背面ハ少シク暗色ヲ帶ブ、脚ハ黄褐、後肢ハ黑色、但シ轉節及ビ脛節ノ末端ハ黄褐、體長(♀)六分―七分、産卵管四寸―五寸、(♂)五分、此ハ未ダ如何ナルモノニ寄生スルヤ不明ナレドモ定メテをながばちノ如キ寄生蜂ニ寄生スルモノニシテ第二寄生蜂ナルガ如シ、分布―本州、四國、九州、

(913) せあかふしをながばち

第五十二圖(4) (♀)

學名 *Glyptogastra* (*Pimpla*) *formosana* Mats.

昆蟲學上ノ地位 姬蜂科

體ハ光澤アル黄褐、複眼ノ兩側ハ黄色、大腮ノ末端及ビ觸角ハ黒褐、但シ後者ノ基部ハ黄褐、中胸背ノ縦溝ハ判然セズ、稜狀部ハ突出シ、後胸背ノ後縁ハ斜傾ス、翅ハ暗色、不透明、縁紋ノ内方及ビ翅底ハ橙黄色、鏡胞ハ稍ヤ稜形ヲナス、腹部ハ黑色、粗大ノ點刻多ク、各節ノ後縁ハ隆起シ、中央及ビ基部ニ横溝アリ、第一節ノ後方ニ鞍様ノ突起アリテ第一乃至第五節ノ兩側基部ニ黄斑ヲ裝ヒ、

第六及第七節ノ後縁ハ細ク黃白、尾端ノ二節ハ點刻ヲ有セズ、尙第一節後縁ノ中央ニ一小黃褐紋ヲ装フ、腹面ハ黃白、脚ハ黃褐、後肢ハ黑色、同跗節ハ暗褐、距ハ黃褐、體長五分五厘、産卵管四分五厘、此ハ臺灣地方ニ稀ナラズ、一見小繭蜂ニ似タリ、分布—臺灣(埔里社)、

*Glyptogastra formosana* n. sp. (pl. LII, Fig. 4, ♀).

♀. Yellowish brown, glabrous, shining. The inner margins of the eyes yellow. Mandibles at the apices and the antennae fuscous, the latter at the basis yellowish brown. Wings opaque, fuscous, the inner side of the stigma and the basis of the wings orange yellow. Abdomen black, coarsely large punctured, the first—5th segments at the anterior margins on each side with a yellowish spot, the 6th and 7th impunctured, and at the hind margins narrowly pale yellow; the first segment at the hind margin in the middle often with a yellowish spot; venter pale yellow. Legs yellowish brown, the hind legs black, the same tarsi dark brown, the spurs fulvous.

Length—16.5 mm.; ovipositor 13.5 mm.

Hab.—Formosa (Formosa).

(914) おほたまごばち

第五十二圖 (5) (♀)

學名 *Proctotrupes suzukii* Mats.

昆蟲學上ノ地位 卵蜂科 (*Proctotrupidae*)

體ハ黑色、微小ノ點刻ヲ装フ、觸角ハ少シク體ヨリ長シ、兩鬚及ビ大腮ハ暗褐、中胸背ニハ黃褐ノ短毛多シ、翅底鱗ハ黃褐、後胸背ハ粗糙ニシテ網狀ノ小隆起多シ、翅ハ半透明、少シク灰黃ヲ帶ビ、

縁紋ハ暗褐、脈ハ黄褐、腹部ハ頭胸ト約同長、點刻ヲ缺キ光澤アリ、第一節ノ基部、兩側、下面及ビ後縁ハ赤褐、脚ハ黑色、各節ノ末端、脛節ノ基部及ビ跗節ノ大部並ニ距ハ赤褐、體長二分五厘、此ハ京部地方ニ稀ナラザルガ如シ、鈴木元次郎氏ノ採集ニ係ルモノナリ、  
分布—本州(京都)。

*Proctotrupes suzukii* n. sp. (pl. LII, Fig. 5, ♀).

♀. Black, sparsely very fine punctured. Antennae somewhat longer than the body. Palpi and mandibles (except the apices) dark brown. Mesonotum with short fulvous hairs. Tegulae yellowish brown. Metanotum rugose, irregularly very fine reticulated. Wings subhyaline, with a slight grayish yellow tinge, stigma fuscous, veins fulvous. Abdomen shining, impunctured, the first segment at the sides, at the base and at the hind margin, as well as the venter reddish brown. Legs black, the apex of each joint, the basal parts of the tibiae, as well as the tarsi reddish brown.

Length—7.5 mm.

Hab.—Hionshu (Kyoto).

This species much resembles to *P. japonicus* Ash., but much larger.

(915) がらんびつまくろこまゆばち

學名 *Glyptomorpha garampiana* Mats.

昆蟲學上ノ地位 小蘭蜂科

體ハ光澤アル黄褐、同色ノ長毛ヲ装フ、觸角ハ黑色、體ヨリ遙ニ長ク、鞭狀ヲ呈シ、柄節ハ大ナリ、後頭及ビ頭頂ノ三角紋ハ光澤アル黑色、上唇ハ凹陥スルヲ以テ圓孔ヲ有スルガ如シ、大腮ノ末端ハ

第五十二圖 (6) (♀)

暗褐、中胸背ノ中央ハ稍ヤ扁平、稜狀部ハ突出ス、翅底ノ半部ハ半透明ニシテ黃褐、翅端ノ半部ハ不透明ニシテ黑色、縁紋ハ黃褐、中央ニ半透明ノ二灰白紋アリ、腹部ハ長楕圓形、第一節ノ兩側ニ深キ縱溝ヲ具ヘ、中央ハ甚シク膨起ス、第二及ビ第三節ハ粗糙ニシテ多數ノ小縱隆ヲ並走シ、各側ノ前方ハ凹陷ス、第三節以下ニ點刻ヲ缺キ、第三節ノ兩側ハ凹陷ス、産卵管ハ黑色、脚ハ黃褐、跗節ノ末端ハ暗褐、爪間ノ吸盤ハ黑褐、體長四分五厘、産卵管一寸五厘、此ハ臺灣恒春地方ニ稀ナラズ、  
分布—臺灣(恒春)、

*Glyptomorpha garampiana* n. sp. (pl. LII, Fig. 6, ♀).

♀. Yellowish brown, glabrous, with long fulvous hairs. Antennae black, longer than the body, tapered towards the apex, scapi very large. Occiput and a large triangular spot of the vertex pitchy black. The apices of the mandibles fuscous. Mesonotum in the middle flat, scutellum elevated. Wings at the basal halves subhyaline and of yellowish brown color, while the apical halves opaque and of black color, stigma pale yellowish brown, below the stigma with 2 small subhyaline, grayish spots. Abdomen oblong, somewhat spindle shaped, the 2nd and 3rd segments rugose, longitudinally strong wrinkled; ovipositor black. Legs yellowish brown, tarsal apices and empodii fuscous.

Length—13.5 mm.; ovipositor 4.5 mm.

Hab.—Formosa (Koshun).

(916)

をながこばち

學名 *Thecasoma longicauda* Mats.

第五十二圖(7)

(♀)

昆蟲學上ノ地位 小蜂科 (Chalcidae)

體ハ光澤アル金綠色、粗大ノ點刻ヲ密布シ、灰白ノ短毛多シ、觸角黑色、柄節ハ少シク綠色ヲ帶ブ、上唇、大腮及ビ兩鬚ハ暗褐、中胸背、稜狀部及ビ腹部ニ紫藍色ヲ帶ビタル部分アリ、翅ハ半透明、少シク灰色ヲ帶ビ、前緣脈及ビ脛脈ハ暗褐、他脈ハ判然セザレドモ少シク灰色ヲ呈スルヲ以テ其痕跡ヲ認メ得ベシ、腹部ハ頭胸ト畧ボ同長、長楕圓形ニシテ三節ヨリ成リ、殘餘ノ四節ハ產卵管ニ延長ス、產卵管ハ黑色、但シ第一節及ビ第二兩節ノ基部ハ青藍色、第三腹節ノ中央ニ黑色ノ一縱隆アリテ、之レハ產卵管第一節ノ末端ニ延長ス、脚ハ金綠色、轉節、腿節ノ末端、脛節及ビ跗節ハ黃褐、體長三分、產卵管五分五厘、此ハ臺灣地方ニ稀ナラズ、分布—臺灣(函子嶺)。

*Thecasoma longicauda* n. sp. (pl. LII, Fig. 7, ♀).

♀. Metallic golden green, shining, with large punctures and short grayish hairs. Antennae black, scapi grayish. Mandibles, labrum and palpi fuscous, mesonotum, scutellum and abdomen with a bluish tinge. Wings subhyaline, with a slight grayish shade, marginal vein and radius fuscous, the remaining veins indistinct. Abdomen so long as the head and thorax together; ovipositor black, the first and 2nd segments each at the base bluish. Legs golden green, the trochanter, the tips of the femora, the tibiae as well as the tarsi yellowish brown.

Length—9 mm.; ovipositor 16.5 mm.

Hab.—Formosa (Kanshirei).



Thecasoma n. g.

♀. Antennae inserted just above the clypeus, 12 jointed, 2 ring joints, scapi long, flagellum somewhat clavate. Clypeus not produced, in the middle semicircularly incised. The apical joints of the palpi large, hatchet-shaped, of which those of the maxillary palpi being very long. Head and thorax large punctured. Wings subhyaline, marginal vein normal, much longer than the radius, the latter at the tip being somewhat fork-like enlarged. The hind wing with a long, in the middle somewhat incurved marginal vein. Abdomen 3-segmented, above flat, in the cross section somewhat triangular, the 3rd segment towards the apex keeled. Ovipositor very long, composed of 4 segments, of which the first broad, in the middle and at the sides longitudinally keeled, the 3rd longest, while the 4th being shortest. Legs narrow, not thickened, the posterior tibiae at the apices each with 2 short spurs. The rest just like that of *Dentomothorax* Ash. This is easily distinguishable from *Dentomothorax* by the presence of the long, broad ovipositor.

(917) をたねをながばち

第五十二圖 (8) (♀)

學名 *Rhyssa otangawana* Mats.

昆蟲學上ノ地位 姬蜂科

體ハ黒褐、前頭、額片、上唇、兩鬚、複眼ノ後方、頬、前胸背ノ兩側、中胸背ノ前縁ニアル二紋及ビ四縱條、翅底鱗、其直下ノ一紋、中胸片ノ兩側ニアル一縱條、稜狀部、後稜狀部、後胸背ニ於ケル後縁兩側ノ大紋、腹部ノ斑紋並ニ脚ノ大部ハ暗黄、觸角間ニ黒色ノ一縱條アリテ前頭ノ中央ニ達セズ、大腮ハ黒色、觸角ハ暗褐、基部ノ下面ハ黄褐、中胸背ニハ横皺多ク、兩側ニアルモノハ稍ヤ顆粒狀ヲナス、稜狀部及ビ後胸背ニ黄白ノ軟毛ヲ裝フ、翅ハ稍ヤ透明、少シク黄色ヲ帶ビ、脈ハ黒褐、前縁及ビ縁紋ハ黄褐、腹部ハ甚ダシク光澤ヲ帶ビ、第一及ビ第二節ノ大紋、第三節以下各節ノ

兩側ニアル楕圓形ノ一紋(但シ内側ノ上方ハ稍ヤ半圓形ニ刳ラレアリ)等ハ暗黃、前肢腿節ノ中央及ビ基部ノ大部ハ暗褐、中後兩肢ノ基節及ビ腿節末端ヲ除キハ黑褐、後肢腿節ノ中央及ビ第一跗節ノ基部ハ暗褐、但シ中肢基節ノ外側ニアル一紋及ビ後基節ノ基部ニアル一紋ハ暗黃、體長八分五厘、産卵管一寸五分、此ハ札幌地方ニ産スレドモ餘リ多カラズ、  
分布—北海道(札幌)。

*Rhyssa otanegawana* n. sp. (pl. LII, Fig. 8, ♀).

♀. Pithy black. Forehead, clypeus, labrum, palpi, the hind parts of the eyes, the cheeks, the hind margin of the pronotum at the sides, the tegulae, a spot just below the tegula, a longitudinal stripe on each side of the mesosternum, 2 spots on the anterior part of the mesonotum, 4 longitudinal stripes in the middle, the scutellum, the postscutellum, and a large spot on each side of the metanotum fulvous. Antennae long, fuscous, at the basal part below fulvous. At the base of the forehead between the antennae with a black bar. Mandibles pithy black. Mesonotum strong wrinkled. Scutellum and metanotum with soft, long, pale yellowish hairs. Wings hyaline, with a slight fulvous tinge, veins pithy black, costa and stigma fulvous. Abdomen shining, the larger part of the first and 2nd segments, a oblong spot on each side of the 3rd—7th segments, each spot being on its inner side nearly semicircularly incised, fulvous. Eggs pale yellowish brown, the anterior coxae and the middle parts of the same femora dark brown, the middle and posterior coxae as well as the larger parts of the femora (except the apices) dark brown, a basal spot of the hind and a side spot of the middle coxa being yellowish.

Length—25.5 mm.; ovipositor 45 mm.

Hab.—Hokkaido (Sapporo).

(918) ひらたふしぼち

第五十二圖 (9) (♀)

學名 *Ibalia japonica* Mats.

昆蟲學上ノ地位 沒食子蜂科 (Cynipidae)

體ハ黒褐、頬、複眼ノ内側、前胸背ノ兩側、稜狀部中央ノ一縱條ヲ除キ、後胸背ノ兩側及ビ腹部ハ黄色、觸角ハ暗褐、中央ハ黄褐、頭頂ニハ大形ノ縮皺多ク、前中兩胸背ニハ横皺多シ、稜狀部ハ粗糙ニシテ高ク突出シ、中央ニ縱溝アリテ此部分黒色、後胸背ニ三縱隆アリ、翅ハ灰白、半透明、前縁ハ黄色ヲ帶ブ、脈ハ黒褐、中央紋及ビ外縁ハ暗色、腹部ハ側扁ニシテ長楕圓形ヲ呈シ、五條ノ黒褐帶アリ、前方ニアル三條ハ基部ニテ相合シ、第四條ハ背部ニテ廣ガリ、第五條ハ稍ヤ縦線トナル、尾端ハ廣ク黒褐、脚ハ黄色、基節末端ヲ除キ、後腿節ノ基部、同脛節ノ大部及ビ爪ハ暗褐、體長五分、産卵管一分、此ハ札幌地方ニ産スレドモ稀ナリ、分布—北海道(札幌)、

*Ibalia japonica* n. sp. (pl. LII, Fig. 9, ♀).

♀. Pithy black: cheeks, the inner sides of the eyes, the scutellum (except a longitudinal middle line), the side spots of the metanotum and the larger part of the abdomen yellow. Antennae dark brown, the middle part fulvous. Head irregularly strong wrinkled. Pro-and mesonotum transversely strong wrinkled. Scutellum much elevated, coarsely wrinkled, in the middle black and widely grained. Wings subhyaline, grayish white, costa with a slight yellowish tinge, veins fuscous, a large middle spot and the outer margin dark. Abdomen with 5 fuscous bands, of which the first 3 at the basis united, the 4th at the back dilated, the 5th nearly straight and runs longitudinally on the side, the apex largely fuscous. Legs yellow, coxae, except

the apices, the basal parts of the hind femora, the larger parts of the same tibiae, as well as the claws dark brown.

Length—15 mm.; ovipositor 3 mm.

Hab.—Hokkaido (Sapporo).

(919)

つのおせばち

第五十二圖 (10)

(♀)

學名 *Stephanus cinctus* Mats.

昆蟲學上ノ地位 角細蜂科 (Stephanidae)

體ハ黑褐、粗糙ニシテ、灰白ノ長毛ヲ裝フ、頭ハ稍ヤ球形、頭頂ニハ縮刻多ク、前頭ニ低キ角様ノ五突起アリテ、四個ハ兩側ニ、一個ハ中央ニ位ス、複眼ノ後方ハ赤褐ニシテ點刻ヲ缺ク、觸角ハ前頭ノ下方ニ出テ、柄節大ナリ、大腮ハ黃褐、末端ハ黑褐、兩鬚ハ暗褐、小腮鬚ハ細長ナリ、前胸ハ頸狀ヲナシテ細ク、横皺多シ、中胸背ニハ大形ノ點刻ヲ粗布シ、稜狀部ノ中央ハ滑澤、後胸ニハ大形ノ點刻多シ、翅ハ細ク、半透明ニシテ少シク灰黃ヲ帶ビ、縁紋及ビ脈ハ暗褐、第一腹節ハ糸狀ニシテ他節ヲ合シタルモノヨリモ長ク、第三節以下ハ短カクシテ棍棒狀ヲナシ、腹面ニハ三角形ノ突起アリ、産卵管ハ體ヨリモ長ク、管鞘ノ末端ニ近ク黃白ノ部分アリ、脚ハ赤褐、後肢ハ暗褐、頗ル發達シ、基節ニ横皺多ク、腿節ノ下面ニ多數ノ齒狀突起アリテ、其内二個ハ長クシテ棘狀ヲナス、轉節ハ黃褐、灰白ノ長毛ヲ粗生ス、體長五分五厘、産卵管六分、此ハ黑岩恒氏ノ採集ニ係ルモノニシテ沖繩地方ニ稀ナラザルガ如シ、

分布—沖繩、

*Stephanus cinctus* n. sp. (pl. LII, Fig. 10, ♀).

♀. Dark brown; very coarsely wrinkled and large punctured, with long grayish hairs. On the vertex with 5 short horn-like projections, 2 of which on each side and one in the middle; the hind part of the eyes glabrous and of reddish brown color. Mandibles at the apices dark brown. The middle part of the scutellum glabrous, on the metanotum with very large punctures. Wings subhyaline, with a slight fuvous tinge; stigma and veins dark brown, the first abdominal segment longer than the following segments together, near the apex at the venter with a large triangular projection; ovipositor somewhat longer than the body, near the tip with a yellowish white portion. Legs reddish brown, the hind legs fuscous, coxae strong wrinkled, each femur beneath with a row of teeth, 2 of which being very large, the trochanter yellowish brown, with long grayish white hairs.

Length—16.5 mm.; ovipositor 18 mm.

Hab.—Okinawa (Riukiu).

(920) くろひらたふしばち

學名 *Ibalia picea* Mats.

昆蟲學上ノ地位 沒食子蜂科

體ハ光澤アル黒色、白色ノ短毛ヲ装フ、頭頂ニハ二列ノ横皺列アリテ、其中央ニ低キ一縦隆アリ、後頭ニハ斜皺多シ、中胸背ニハ横皺多ク、三條ノ縦溝ヲ並走ス、稜狀部ハ粗糙ニシテ二横皺ヲ装フ、翅ハ稍ヤ透明、外縁ハ少シク暗色ヲ帶ブ、脈及ビ縁紋ハ黒褐、體ハ長楕圓形ニシテ頗ル光澤ヲ帶ビ、産卵管ハ赤褐、腹節ハ餘リ判然セズ、脚ハ黒色、後腿節ノ基部ハ黃褐、後脛節ニ縦溝ヲ装フ、體長四分二厘、此ハ樺太地方ニ産スレドモ餘リ多カラズ、分布—樺太、

第五十二圖 (11) (♀)

(921) こんぼうやせばち

第五十二圖 (12) (♀)

學名 *Gasteruption japonicum* Cam.

昆蟲學上ノ地位 細蜂科

體ハ黑色、微小ノ點刻アレドモ餘リ判然セズ、上唇、大腮及ビ兩鬚ハ黃色、各胸節ノ限界ハ溝ヲナシ、其内ニ横隆ヲ並列ス、翅ハ稍ヤ透明、少シク灰黄ヲ帶ビ、脈及ビ縁紋ハ黒褐、中後ノ兩胸側ニハ銀白ノ短毛ヲ密生ス、腹部ハ細長、各節ノ後縁ハ赤褐、其内第一節ノ後縁ニアル赤褐部ハ最モ判然ス、尾端ハ截斷狀ニ終リ、産卵管ハ體ト畧ボ同長、管鞘ノ末端ハ黄白、脚ハ黑色、腿節及ビ脛節ノ兩端及ビ跗節ハ黄色、後脛節ハ甚ダシク膨大シ、其基節及ビ第一跗節ノ大部ハ黄白、距ハ黄色ニシテ末端ハ暗褐、體長四分五厘—五分、産卵管四分六厘、此ハ本邦普通ナル種類ナレドモ未ダ如何ナル昆蟲ニ寄生スルヤ不明ナリ、分布—北海道、本州、

(922) をきなはしりあげこばち

第五十二圖 (13) (♀)

學名 *Leucaspis okinawensis* Mats.

昆蟲學上ノ地位 小蜂科

體ハ黄褐、金色ノ短毛多シ、粗大ノ點刻ヲ密布ス、頭及ビ觸角ハ黑色、觸角柄節ノ下面ハ黄褐、前胸背ノ前後兩縁及ビ翅底鱗ハ黄色、中胸背ハ暗褐、其兩側及ビ後縁ノ四角紋並ニ稜狀部ハ黄褐、但

シ四角紋後縁ノ中央及ビ稜狀部ノ前縁中央ハ暗褐、後胸背ノ中央紋及ビ兩側紋ハ黃褐、翅ハ半透明、少シク暗黃ヲ帶ビ、外縁ハ暗色、前縁脈ハ暗褐、脛脈ハ黃褐、腹部ハ稍ヤ卵形、第一節ハ黃色ニシテ低キ一縱隆ヲ具ヘ、第二節ハ暗褐ニシテ縊レ、第三及ビ第四節ノ兩側並ニ尾端ノ二節ハ黑褐、第四節ノ前縁ハ黑褐、後縁ハ黃色、背上ニ彎曲セル産卵管ハ稍ヤ第四節ノ前縁ニ達ス、脚ハ黃褐、基節ノ大部(末端ヲ除キ)ハ黑褐、前中兩腿節ノ基部ハ暗褐、後腿節ハ頗ル肥大シ、中央ニ斜ノ暗褐帶アリ、腿節下ニハ黑褐ノ長キ五齒ヲ裝フ、體長四分、此ハ沖繩地方ニ稀ナラザルガ如シ、分布—沖繩、

*Leucaspis okinawensis* n. sp. (pl. LH, Fig. 13, ♀).

♀. Yellowish brown, with short golden hairs and large punctures. Head and antennae black. Scapi beneath fulvous. The anterior and posterior margins of the pronotum, as well as the tegulae yellow; mesonotum fuscous, its sides and a large quadrate mark at the hind margin, as well as the scutellum fulvous, the quadrate mark in its hind middle and the scutellum in its anterior middle fuscous; mectanotum in the middle and on the sides fulvous. Wings subhyaline, with a slight fulvous tinge, the anterior margin infuscated, marginal vein fuscous, radial vein fulvous. Abdomen oval, the first segment above in the middle with a longitudinal low keel, the 2nd segment fuscous and constricted, the 3rd and 4th at the sides, as well as the apical 2 segments fuscous, the 4th at the anterior margin fuscous, at the hind margin yellow. The ovipositor nearly reaches to the anterior margin of the 4th segment. Legs yellowish brown, the larger part of the coxae, except the apices, dark brown, the anterior and middle femora at the basis castaneous brown, the hind femora much enlarged, in the middle with a broad oblique fuscous band, beneath with long fuscous spines.

Length—1.2 mm.

Hab.—Okinawa (Rinku).

(923) まるがたやせばち

第五十二圖 (14) (♀)

學名 *Evania brachystylla* Schlett.

昆蟲學上ノ地位 細蜂科

體ハ黑色、後胸背ニ粗大ノ點刻多シ、灰白ノ短毛ヲ密生ス、觸角ハ黑褐、體長ヨリモ遙カニ長シ、兩鬚ハ暗褐、翅底鱗ハ黃褐、稜狀部ハ滑澤、翅ハ稍ヤ透明、脈ハ黃褐、但シ前緣、前緣脈並ニ緣紋ハ暗褐、腹部ハ短小、第一節ハ圓柱形ニシテ細長ク、殘餘ノ六節ヲ合シタルモノヨリ少シク短カシ、第二腹節ノ兩端ハ赤褐、脚ハ黑色、各節ノ末端及ビ距ハ黃褐、後肢ハ甚ダ長ク、基節ハ肥大ス、體長二分五厘、此ハ船中ニ捕獲セラル、コト普通ナリ、ヒキア蜚蠊ニ寄生ス、分布一本州、九州、沖繩、臺灣、

(924) えぞあしぶらこばち

第五十二圖 (15) (♀)

學名 *Chalcis jezoensis* Mats.

昆蟲學上ノ地位 小蜂科

體ハ黑色、大形ノ點刻多シ、白色及ビ灰白ノ短毛ヲ密生ス、觸角ノ基部ハ暗褐、翅底鱗、腿節ノ末端、脛節ノ兩端、前脛節ノ背面及ビ跗節ハ黃色、翅ハ半透明、灰白色ヲ帶ビ、黃褐ノ短毛多シ、前緣脈及ビ脛脈ハ暗褐、第一腹節ノ兩側ハ甚ダシク光澤ヲ帶ビ、點刻ヲ缺ク、其背上及ビ以下ノ各節ニハ點刻多ク、灰白ノ長毛ヲ粗生ス、尾端ノ點刻ハ大ナリ、脚ハ黑色、後肢ノ腿節ハ甚ダシク肥大シ、



末端ハ少シク暗黄、下面ニ齒狀突起ヲ列ヌ、爪ハ暗褐、體長二分四厘、此ハ札幌地方ニ稀ナラズ、  
さあしあしぶさこばちニ酷似スレドモ後脛節ノ基部黑色ナルヲ以テ容易ニ區別シ得ベシ、  
分布—北海道(札幌)。

*Chalcis jezoensis* n. sp. (pl. LII, Fig. 15, ♀).

♀ Much resembles to *C. euphorae* West., but differs in the following points :

1. The anterior tibiae black, on both ends and above yellow, while by *euphorae* entirely yellow, only in the middle beneath with a fuscous spot ; the anterior and middle femora at the apices narrowly yellow, while by *euphorae* the yellowish part occupies nearly the apical one third of the femora.

2. The posterior femora at the apices narrowly fulvous, while by *euphorae* in a much larger dimension yellow ; the hind tibiae above pale yellow, beneath and at the basis black.

Length—7.2 mm.

Hab.—Hokkaido (Sapporo).

(925)  
ならふしばち

第五十二圖  
(16)  
(♀)

學名 *Dryophanta serratae* Ash.

昆蟲學上ノ地位 沒食子蜂科

體ハ黄褐、額片、上唇、大腮及ビ觸角ハ黒褐、後者基部ノ二節及ビ第三節ノ兩端ハ黄褐、後頭、前  
胸背ノ横帶、中胸背ノ太キ三縱條、稜狀部ノ前縁等ハ黒褐、翅ハ半透明、灰色ヲ帶ビ、脈及ビ斑紋  
ハ暗褐、腹部ハ側扁ニシテ光澤ヲ帶ビ、基部ハ暗褐、脚ハ黄褐、灰白ノ短毛多シ、後脛節及ビ跗節

ハ暗褐、體長一分八厘、此幼蟲ハ櫛ニ寄生シ、枝上ニ毳様ノ蟲癭ヲ營ム、  
分布—本州、九州、

(926) まるもんつちすがり

第五十三圖 (1) (♀)

學名 *Cerceris interruptus* Mats.

昆蟲學上ノ地位 細腰蜂科

體ハ黑色、大形ノ點刻多シ、前頭、額片、上唇末端ハ黑色、大腮(末端ハ暗褐)、觸角柄節ノ下面、翅  
底鱗但シ周縁ハ暗褐、後稜狀部、第二腹節ノ前縁、第三節但シ中央ハ半圓形ニ列ラル)及ビ第五節ノ  
後縁但シ中央ハ三角形ニ列ラル)並ニ脚ノ大部ハ橙黄色、觸角ハ暗褐、下面ハ淡黄褐、翅ハ半透明、  
少シク灰色ヲ帶ビ、外縁ハ少シク暗色ヲ帶ブ、脈及ビ縁紋ハ黄褐、前縁脈ハ黑褐、第二腹節ノ前縁  
ニアル紋ハ兩側ニ達セズ、其後縁ノ中央少シク列ラル、第三腹面節ニ黄色ノ一帯アリテ其中央ニ黑  
點アリ、轉節及ビ腿節ノ上面但シ前中兩腿節ノ末端ハ黄色、基節、後脛節末端ノ内側等ハ黑色、後  
跗節ハ暗褐、後腿節末端ノ葉狀突起ハ大ナリ、體長四分五厘、此ハ京都鈴木元治郎氏ノ採集ニ係ル  
モノニシテ稀ナルガ如シ、  
分布—本州(京都)、

*Cerceris interruptus* n. sp. (pl. LIII, Fig. 1, ♀).

♀. Black, with large punctures. Forehead, clypeus, labrum (at the anterior margin black), mandibles (at the apices

fuscous), the undersides of the scapi, the tegulae (at the margin fuscous), the postscutellum, a transverse spot on the anterior margin of the first abdominal segment, the 3rd (in the middle anteriorly semicircularly incised), the 5th (in the middle anteriorly triangularly incised) and a narrow band at the 3rd ventral segment in the middle, as well as the larger part of the legs citron yellow. Antennae fuscous, undersides pale fulvous. Wings subhyaline, with a slight grayish tinge, outer margin somewhat infuscated, veins and stigma fulvous, the costal veins fuscous. Ventral band of the 3rd segment in the middle with a black spot. The upper surfaces of the trochantera and femora, the coxae, as well as the tips of the posterior tibiae on the inner sides black, the hind tarsi fuscous.

Length—13.5 mm.

Hab.—Honshu (Kyoto, collected by Mr. M. Suzuki)

(927) すずきぎんぐちばち

學名 *Crabro* (*Crossocerus*) *suzukii* Mats.

第五十三圖 (2) (♀)

昆蟲學上ノ地位 細腰蜂科

體ハ黑色、小點刻ヲ密布ス、大腮(末端ハ暗褐)、觸角ノ柄節背面ノ上方ハ暗褐、胸側ノ一紋、第一腹節ノ基部及ビ兩側ニアル弓狀紋、第五腹節ノ二小紋、第六節ノ背上等ハ灰白、前頭及ビ頬ニ銀色ノ短毛ヲ密生ス、翅底鱗ハ黃褐、後胸背ノ中央ニテ稍ヤ心臟形ヲ呈セル部分ハ滑澤、其中央ニ深キ一縱溝ヲ具ヘ、兩側ニ銀白ノ長毛ヲ裝フ、翅ハ半透明、少シク灰白ヲ帶ビ、脈及ビ縁紋ハ暗褐、各腹節ノ後縁ハ細ク黃褐、尾端ハ黃褐毛ヲ裝フ、脚ハ黑色、基節ノ末端、轉節(上面ハ少シク暗色ヲ帶フ)、脛節ノ前方及ビ第一跗節ハ灰白、但シ後腿節ニアリテハ上方ニ二個ノ灰白紋ヲ裝フ、跗節及ビ距ハ黃褐、體長三分五厘、此ハ京都地方ニ稀ナラザルガ如シ、

分布—本州(京都)。

*Crabro* (*Crossocerus*) *suzukii* n. sp. (pl. LIII, Fig. 2, ♀).

♀. Black; very fine punctured. Mandibles (at the apices fuscous), scapi (the upper part fuscous), episternum, the basal part of the first abdominal segment and a curved longitudinal stripe on each side of the same segment, 2 small spots of the 5th segment, and the pygidium above grayish white. Forehead and cheeks with short silvery hairs, tegulae testaceous. A heart shaped part in the middle of the metanotum glabrous, in the middle with a deep longitudinal furrow, at the sides with long silvery hairs. Wings subhyaline, with a slight grayish tinge, veins and stigma dark brown. Abdominal segments on each hind margin narrowly testaceous, at the apex with short fulvous hairs. Legs black, the apices of the coxae, the trochanter (above somewhat infuscated), the frontal parts of the tibiae (except the hind tibiae), as well as the metatarsi grayish white; the hind tibiae on the frontal part with 2 grayish white spots, tarsi yellowish brown.

Length—10.5 mm.

Ha.—Honshu (Kyoto).

(928)

ぢやうざんぎんぐちばち

第五十三圖 (3) (♀)

學名 *Crabro* (*Anothyrens*) *jozankeanus* Mats.

昆蟲學上ノ地位 細腰蜂科

體ハ黑色、小點刻ヲ密布ス、額片及ビ上唇ニ銀白ノ短毛ヲ密生シ、上唇ノ前縁ニ金色毛ヲ混生ス、第一觸角節ハ橙黄色、内側ニ暗褐ノ縱條ヲ裝フ、複眼ノ内側ニ長楕圓ノ一縱溝ヲ具ヘ、其間室ニ大小二種ノ點刻ヲ裝フ、大腮ノ末端及ビ基部ハ赤褐、兩鬚ハ黄褐、頬ニハ黄褐ノ短毛ヲ粗生ス、中胸背及ビ稜狀部ニ多數ノ小縱隆ヲ並走ス、翅底鱗ハ黄褐、後胸背ノ縱溝ハ前方ニ數個ノ横線ヲ有スル

ヲ以テ梯段ノ如シ、兩側ニ縮刻多シ、翅ハ半透明、少シク黃褐ヲ帶ビ、前縁、脈及ビ縁紋ハ黃褐、腹部ハ光澤ヲ帶ビ、第二及ビ第五節ノ兩側ニ楕圓紋ヲ横列ス、尾節ハ細ク尖リ、中央ハ溝様ニ列ラル、黃褐ノ剛毛ヲ簇生ス、脚ハ黑色、各節ノ末端及ビ後脛節ハ暗褐、後脛節ノ外側ニ顆粒突起多ク、内側ハ淡黃綠ナリ、跗節及ビ距ハ黃褐、跗節端ハ暗褐、體長五分五厘、此ハ札幌地方ニ稀ナラズ、分布—北海道(札幌)。

*Crabro* (*Anothyreus*) *jozankeanus* n. sp. (pl. LIII, Fig. 3, ♀).

♀. Black; closely very fine punctured. Clypeus and labrum with short silvery hairs, labrum at the anterior margin mingled with long golden hairs. Scapi orange yellow, at the inner sides fuscous. The inner margins of the eyes longitudinally furrowed, the frontal part of the ocelli with large and small punctures. Mandibles black, at the apices and at the basis reddish brown, palpi fulvous. Cheeks with short fulvous hairs. Mesonotum and scutellum longitudinally fine wrinkled. The frontal part of the mesonotal furrow with about 5 cross ridges, and on the sides irregularly wrinkled. Wings subhyaline, with a slight fulvous tinge, costa, veins and stigma fulvous. Abdomen shining, the 2nd and 5th on each side with oblong transverse spot, pygidium abruptly narrowed and in the middle longitudinally grubeled, with robust fulvous hairs. Legs black, the apex of each segment and the hind tibial dark brown, the hind tibiae on the outer sides granulated, on the inner sides pale greenish yellow; tarsi and spurs fulvous, the apical joints of the tarsi fuscous.

Length—16.5 mm.

Hab.—Hokkaido (Sapporo).

(929) きんぐちばち

學名 *Crabro* (*Anothyreus*) *aurarius* Mats.

昆蟲學上ノ地位 細腰蜂科

第五十三圖 (4) (♀)

體ハ黑色、小點刻ヲ密布ス、複眼ノ内側、前頰及ビ額片ニ金色ノ短毛ヲ密生ス、大腮黄色、兩端ハ黒褐、兩鬚ハ黄褐、觸角ノ柄節、前胸背、稜狀部及ビ後稜狀部ノ一横線、中胸側ノ二紋及ビ各腹節ノ兩側紋ハ燈黄色、翅底鱗ハ黄褐、其前縁ニ一黄紋アリ、頭頂ハ少シク凹陷シ、頬ニ銀色ノ短毛ヲ密生ス、後胸背ノ中央ニ一縦溝アリテ兩側ニ微細ノ隆條ヲ斜走シ、灰白ノ長毛ヲ粗生ス、翅ハ半透明、少シク灰黄ヲ帶ビ、脈及ビ縁紋ハ黄褐、腹部ハ光澤ヲ帶ビ、第一節ノ紋ハ小、以下各節ノ紋ハ兩側ニテ太ク、中央ニ向ヒ細小ス、尾節ノ中央ハ溝様ニ刳ラレ、黄褐ノ剛毛ヲ粗生ス、脚ハ黑色、轉節ノ末端、腿節ノ末端若クハ末端ノ一紋、脛節及ビ跗節ノ大部ハ黄色、但シ脛節ノ下面、末端並ニ跗節端ハ暗褐、體長五分、此ハ札幌地方ニ産スレドモ餘マリ多カラズ、分布—北海道(札幌)。

*Crabio (Anothyreus) aurarius* n. sp. (pl. LIII, Fig. 4, ♀).

♀. Black, closely very fine punctured. The inner sides of the eyes, the forehead and clypeus with short golden hairs, cheeks with silvery hairs. Mandibles yellow, both the ends fuscous, palpi yellowish brown. Scapi, pronotum, each transverse band of the scutellum and postscutellum, as well as the abdominal spots orange yellow. Tegulae testaceous, at the anterior margin each with a yellow spot. Metanotum in the middle with a deep longitudinal furrow, at the sides obliquely very fine wrinkled, with long grayish white hairs. Wings subhyaline, with a grayish tinge, costa, veins and stigma testaceous. Abdomen on each segment at the sides with a transverse yellowish spot, of which the spots of the 2nd—5th segments on the outer sides broad and pointed towards the innersides; pygidium towards the apex abruptly narrow, in the middle longitudinally gruded. Legs black, the narrow apices of the trochanter, the apices or apical spots of the femora, the tibiae and larger parts of the tarsi orange yellow, the innersides and apices of the tibiae black, the apical and 3 following joints dark brown.

Length—15 mm.

Lab.—Hokkaido (Sapporo).

(930) にこへぎんぐちばち

第五十三圖 (5) (♀)

學名 *Crabro* (*Ceratocolus*) *nitobei* Mats.

昆蟲學上ノ地位 細腰蜂科

體ハ暗褐、額片、上唇及ビ複眼ノ内側ニ銀色ノ短毛ヲ密生ス、觸角ハ栗色、下面ハ黃褐、柄節ハ黃色、頭頂ニアル點刻ハ胸背ニアルモノヨリ遙カニ小ナリ、前胸背ノ前後縁ハ隆起シ、中胸背ニハ微小ノ横皺多シ、中央ニ低キ一縦條アリ、翅底鱗ハ黃褐、稜狀部ニハ細キ縦隆ヲ並走ス、後胸背ニハ粗大ノ縮刻多シ、翅ハ半透明、暗褐ヲ帶ビ、光線ノ工合ニテ紫色ヲ現ハス、脈及ビ縁紋ハ暗褐、腹部ハ楕圓形、各節ノ後縁及ビ兩側ハ黃褐、其内第二及ビ第三節ニアル帶ハ最モ廣シ、脚ハ黃褐、體長五分五厘、此ハ青森ニテ新渡戸稻雄氏ノ採集セルモノナルガ稀ナルガ如シ、分布—本州(青森)。

*Crabro* (*Ceratocolus*) *nitobei* n. sp. (pl. LIII, Fig. 5, ♀).

♀. Dark brown. Clypeus, labrum and the inner sides of the eyes with dense short silvery hairs. Antennae castaneous brown, the undersides fulvous, scapi yellow. Head very fine punctured. Pronotum at the anterior and posterior margins somewhat transversely ridged. Mesonotum much larger punctured than on the head, somewhat transversely fine wrinkled, in the middle with a low longitudinal keel. Tegulae fulvous. Scutellum longitudinally wrinkled. Metanotum irregularly net-like wrinkled. Wing subhyaline, infuscated, with a purple reflection, veins and stigma fuscous. Abdomen oblong, each segment at the hind

margin and at the sides fulvous. Legs fulvous, coxae, a longitudinal mark at the outersides of the anterior tibiae, the inner sides of the middle and posterior femora fuscous.

Length—16 mm.

Hab.—Honshu (Aomori, collected by Mr. I. Nitobe).

(931) くびわぎんぐちばち

學名 *Crabro* (*Thyreus*) *collaris* Mats.

第五十三圖 (6) (♀)

昆蟲學上ノ地位 細腰蜂科

體ハ黑色、點刻ヲ密布ス、額片及ビ上唇ハ銀色ノ短毛ヲ密生スレドモ前方ヨリ見ルトキハ單ニ黒毛ナルガ如シ、大腮ノ末端ハ赤褐、觸角ハ暗褐、柄節及ビ梗節ハ黃色、複眼ノ内側ニ短カキ一縱溝アリ、前胸背(後縁ヲ除キ)、後稜狀部及ビ第二腹節ノ中央帶ハ黃色、翅底鱗ハ黃褐、中胸背ニハ粗大ノ點刻ヲ具ヘ、前後縁ニ短カキ縱隆ヲ並走シ、稜狀部ニハ長形ノ點刻ヲ縱走ス、後胸背ニ稍ヤ網目様ノ隆起アリ、翅ハ半透明、少シク灰黃ヲ帶ビ、脈及ビ縁紋ハ黃褐、各腹節ノ後縁及ビ尾端ノ突起ハ黃褐、下面ニ銀色ノ短毛多シ、脚ハ黑色、轉節ノ末端、前中兩肢ノ脛節、跗節並ニ後肢ノ跗節ハ黃色、但シ脛節ノ下面ハ暗褐、後肢ノ脛節ハ暗褐、兩端ハ赤褐、跗節ハ少シク暗色ヲ帶ブ、體長三分、此ハ札幌地方ニ産スレドモ餘リ多カラズ、分布—北海道(札幌)、



*Crabro (Thyreus) collaris* n. sp. (pl. I, III, Fig. 6, ♀).

♀. Black, closely fine punctured. Clypeus and labrum with short silvery hairs, which seen from the front being black. The apices of the mandibles reddish brown. Antennae dark brown, scapi and pedicels yellow. The inner sides of the eyes each with a short longitudinal grube. Pronotum, except the hind margin, postscutellum and a band in the middle of the 2nd abdominal segment yellow. Metanotum and scutellum with oblong punctures, at the anterior and posterior margins of the former longitudinally wrinkled. Metanotum irregularly net-like wrinkled. Wings subhyaline, with a fulvous tinge, veins and stigma fulvous. Abdomen at the hind margin and the pygidial apex fulvous, the underside with short silvery hairs. Legs black, tarsi and 2 anterior tibiae yellow, the hind tibiae fuscous, on both ends reddish yellow, the tarsi being somewhat infuscated.

Length—9 mm.

Hab.—Hokkaido (Sapporo).

(932)

あをもんぎんぐちばち

第五十三圖 (7) (♂)

學名 *Crabro (Thyreus) sapporensis* Mats.

昆蟲學上ノ地位 細腰蜂科

體ハ黑色、灰白ノ軟毛多シ、額片及ビ複眼ノ内側ニ銀色ノ短毛ヲ密生ス、大腮及ビ舌ノ末端ハ黃褐、兩鬚及ビ觸角ノ大部ハ暗褐、柄節(内側ハ黑褐及ビ鞭節ノ數節背面ハ暗褐ハ黃色、頭ニハ點刻多シ、前胸背ハ稍ヤ横卵形ニ劔ラル、中胸背ニ粗大ノ點刻及ビ縮刻ヲ具ヘ、翅底鱗ハ黃褐、後胸背ハ粗糙ニシテ縮皺多シ、翅ハ半透明、暗黃色ヲ帶ブ、脈及ビ綠紋暗黃、腹部長ク、第一及ビ第二節ノ中央ニアル兩側紋ハ黃色、第三節ノ兩側紋、第四及ビ第五ノ前緣ニアル横帶並ニ第六節ノ兩側ニアル小

紋ハ綠黃、第一節ノ後縁ハ少シク縊レ滑澤ナリ、脚ハ黃色、基節、轉節ノ基部、前腿節外側ノ一紋、中腿節ノ前面及ビ同脛節ノ上面、後腿節及ビ同脛節ノ内外側ハ黑色、中後ノ跗節ハ(基部黃褐)ハ暗褐、體長三分七厘、此ハ札幌地方ニ産スレドモ稀ナリ、分布—北海道(札幌)、

*Crabro (Thyreus) sapporensis* n. sp. (pl. LIII, Fig. 7, ♀).

♀. Black, with long grayish white hairs. Clypeus and the inner sides of the eyes with short silvery hairs. The apices of the mandibles and tongue yellowish brown, palpi fuscous. Antennae fuscous, scapi (the inner sides fuscous) and 4 or 5 joints of the flagellum (above fuscous) yellow. Head closely fine punctured. Pronotum near the middle transversely, broad grubbed. Tegulae yellowish brown. Metanotum coarsely punctured and wrinkled, metanotum very coarsely wrinkled. Wings subhyaline, with a fulvous tinge, veins and stigma fulvous. Abdomen long, the first and 2nd abdominal segments in the middle on each side with a yellowish spot, each side of the 3rd and the anterior margins of the 4th and 5th, as well as a small spot on each side of the 6th segment greenish yellow; the first segment at the hind margin somewhat constricted and glabrous. Legs yellow, coxae, the basal parts of the trochanter, a spot of the anterior femur at the outside, the frontal part of the middle femur and the upper parts of the same tibiae, the frontal and hind sides of the hind tibiae, as well as the femora black, the middle and posterior tarsi (except the basis) fuscous.

Length—11 mm.

Hab.—Hokkaido (Sapporo).

(933) おほはらあかあなばち

學名 *Sphex rugosus* Mats.

第五十三圖 (♂) (♀)

昆蟲學上ノ地位 細腰蜂科

體ハ黑色、灰白ノ短毛ヲ密生ス、前頭ハ光線ノ工合ニテ銀光ヲ放ツ、兩鬚各節ノ末端ハ赤褐、口吻ノ末端ハ黃褐、前胸背ニハ銀色ノ短毛ヲ密生ス、中胸背ニ小點刻ヲ密布シ、微小ノ横皺ヲ裝フ、後胸背ニハ横皺多ク、中央ニハ二個ノ太キ隆起ヲ横走ス、翅ハ透明、少シク黄色ヲ帶ビ、翅端ハ暗色、脈及ビ綠紋ハ暗褐、第二腹節ノ前緣及ビ後緣但シ後緣ノ中央ハ暗褐、第三節以下各節ノ兩側及ビ後緣、尾節並ニ腹面ハ黃褐(但シ各節後緣ノ黃褐部ハ中央ニテ三角形ニ少シク列ラル、脚ハ黑色、腿節ニ點刻ヲ粗布ス、體長八分、此ハ臺灣恒春地方ニ普通ナリ、分布—臺灣埔里社、恒春)。

*Sphex rugosus* n. sp. (pl. LIII, Fig. 8, ♀).

♀. Black, with short grayish white hairs, frons in a certain light silvery. Each joint of the palpi at the apex reddish brown, the apex of the proboscis yellowish brown. Pronotum with thick, short silvery hairs; mesonotum fine punctured, transversely fine wrinkled; metanotum transversely rough wrinkled, in the middle with 2 transverse ridges. Wings hyaline, with a slight yellowish flash, at the apex infuscated, veins and stigma fuscous. Abdomen oval, the 2nd segment at the anterior and posterior margins (the latter in the middle fuscous), the following segments each at the sides and at the hind margin (the side spots of the 3rd segment being largest and of reddish brown color), the pygidium, as well as the venter yellowish brown. Legs black, femora sparsely punctured.

Length—24 mm.

Hab.—Formosa (Horisha, Koshun).

(934)

はらあかあなばち

學名 *Sphex platynotus* Mats.

第五十三圖 (9)

(♀)

昆蟲學上ノ地位 細腰蜂科

體ハ黑色、灰白ノ長毛多シ、複眼ノ兩側、前頭、額片、頰及ビ胸側ニ銀色ノ短毛ヲ密生ス、大腮ノ末端ハ暗褐、頭頂及ビ前胸背ニ點刻ヲ粗布ス、中胸背ニハ大形ノ點刻ヲ具ヘ、中央ニアルモノハ兩側ニアルモノヨリ粗ナリ、後胸背ハ平タク、少シク凹陷シ、微小ノ横皺多シ、翅ハ透明、少シク黄色ヲ帶ビ、光線ノ工合ニテ少シク紫色ヲ現ハス、脈及ビ縁紋ハ黑色、但シ外方ニアル脈ハ黃褐、腹部ハ赤褐、第一節、第三節ノ前縁紋、第四節ノ人字形紋、第五及ビ第六節何レモ兩側及ビ後縁ヲ除キノ大部ハ暗褐、脚ハ黑色ニシテ之レニ白色、黄色及ビ黑色ノ剛毛多シ、前肢ノ腿節ニ銀色ノ長毛多ク、同跗節ノ外側ニ黑色ノ長剛毛ヲ裝フ、爪ハ赤褐、體長七分、此ハ沖繩地方ニ普通ナリ、分布—沖繩、

*Sphex platynotus* n. sp. (pl. LIII, Fig. 9, ♀).

♀. Black, with long grayish white hairs. The inner sides of the eyes, the forehead, the clypeus, the cheeks, the pronotum and the pleurae with short silvery hairs. The apices of the mandibles dark brown. Vertex and pronotum sparsely punctured, mesonotum at the sides closely and in the middle sparsely punctured; metanotum flat, in the middle longitudinally somewhat excavated, and transversely fine wrinkled. Wings hyaline, with a slight yellowish shade, in a certain light reflecting purple, veins and stigma black, the veins near the outer margin being fulvous. Abdomen reddish brown, the first and 3rd segments each at the anterior margin, a triangular spot of the 4th segment, the larger parts of the 5th and 6th segments (on the sides and at the hind margin narrowly reddish brown) dark fuscous. Legs black, with black, white and yellowish bristles, the anterior femora with long silvery hairs, the same tarsi at the outersides with long, strong, black bristles; the claws reddish brown.

Length—12 mm.

Hab.—Okinawa (Riukiu).

(935)

おほほそごしあなばち

第五十三圖 (10)

(♀)

學名 *Pemphredon japonicum* Mats.

昆蟲學上ノ地位 細腰蜂科

體ハ黑色、點刻多ク、長白毛ヲ粗生ス、額片ハ滑澤、少シク點刻アリ、前頭ハ少シク凹陷シ、小點刻及ビ微小ノ横皺多ク、頭頂ニハ點刻少シ、中胸背ノ前方ニハ横皺、後縁ニハ縦皺多ク、兩側ニア  
 ルモノハ稍ヤ渦卷様ニ排列ス、稜狀部及ビ後胸背ニハ縦皺多ク、後者ノ中央ニ稍ヤ半圓形ノ一横隆  
 アリ、翅ハ透明、少シク暗黄色ヲ帶ビ、脈及ビ縁紋ハ暗褐、腹柄ハ細ク、中央ニテ少シク弓狀ニ彎  
 曲ス、腹部ハ卵形、第二節ノ後縁ハ少シク溢ル、第六腹節ニハ點刻ヲ粗布シ、其後縁ハ少シク赤褐、  
 尾節ノ背上ニ長キ縦溝アリ、脚ハ黑色、距及ビ爪ハ赤褐、體長四分二厘、此ハ京都地方ニ稀ナラザ  
 ルガ如シ、

分布—本州(京都)、

*Pemphredon japonicum* n. sp. (pl. LIII, Fig. 10, ♀).

♀ Black, closely fine punctured, with long white and grayish white hairs. Clypeus glabrous, with few punctures, forehead somewhat excavated, longitudinally very fine wrinkled, vertex sparsely fine punctured. Mesonotum on the anterior part transversely and on the hind part longitudinally wrinkled, on each side the wrinkles being somewhat whirl-like arranged scutellum and metanotum longitudinally wrinkled, the latter in the middle with a semicircular transverse ridge. Wings hyaline, with a fulvous tinge, veins and stigma fuscous. Legs black, claws and spurs reddish brown.

Length—12.6 mm.

Hab.—Honshu (Kyoto).

(936) つまきつちばち

學名 *Liacos flavopicta* Cam.

昆蟲學上ノ地位 土蜂科 (Scolitidae).

第五十三圖 (11) (♀)

體ハ黑色、尾端ノ五腹節ハ黃褐、大形ノ點刻ヲ粗布シ、金色ノ長毛多シ、但シ尾端ノ五腹節ニハ金色ノ剛毛ヲ密生ス、頭ハ小ニシテ稍ヤ饅頭狀ヲ呈シ、額片ハ少シク隆起シ、點刻少シ、觸角ハ光澤ヲ缺キ、柄節及ビ梗節ノミ光澤ヲ有シ、點刻ヲ裝フ、中胸背ニアル點刻ハ大ニシテ兩側ニアル縱溝ハ判然ス、稜狀部ノ中央ニ一縱溝ヲ具ヘ、後胸背ノ兩側ニ各一縱溝ヲ裝フ、翅ハ不透明、黑色、光線ノ工合ニテ少シク紫藍色ヲ現ハス、第一腹節ニハ大形ノ點刻ヲ密布シ、第二節ニアルモノヨリハ遙ニ密ニシテ且ツ深シ、第三節ノ基部ニ細キ三角形ノ黑色部アリテ此ハ第二節ト共ニ少シク紫藍色ヲ帶ブ、脚ハ黑色、爪ハ暗褐、跗節ニ黃色ノ短毛ヲ裝フ、體長七分五厘、此ハ臺灣地方ニ産スレドモ餘リ多カラズ、

(937) わたなべつちばち

學名 *Discolia watanabei* Mats.

昆蟲學上ノ地位 土蜂科

第五十三圖 (12) (♀)

體ハ黑色、黄褐毛ヲ密生シ、大形ノ點刻ヲ密布ス、頭頂ノ一紋ハ黄褐、複眼内側ノ後方ハ甚ダシク列ラル、大腮ノ末端ハ暗褐、中胸背ノ點刻ハ後胸背ニアルモノヨリハ粗ナリ、翅底鱗ハ栗色、翅ハ半透明、黄褐ヲ帶ブ、脈ハ黄褐、翅底ニテ少シク濃色ヲ呈ス、腹部ハ黑色ニシテ少シク紫色ヲ帶ビ、第三及ビ第四節並ニ第五節ノ兩側紋ハ橙黄色、之レニハ黄毛ヲ簇生ス、尾端ノ三節ニハ褐色ノ剛毛ヲ裝ヒ、尾節ノ背上ハ稍ヤ卵形ニシテ少シク凹陷シ、後縁ハ黄色、之レニ三個ノ黒針アリテ、中央ニアルモノハ長シ、後胸背ニハ灰白ノ短毛多シ、脚ハ黑色、跗節端、距及ビ爪ハ赤褐、體長六分、此ハ臺灣北埔ニテ故渡邊龜作氏ノ採集セルモノナリ、分布—臺灣(北埔)。

*Discolia watanabei* n. sp. (pl. LIII, Fig. 12, ♀).

♀. Black, sparsely large punctured, with long fulvous hairs. A large spot of the vertex yellowish brown. The apices of the mandibles reddish brown. The punctures of the mesonotum much less than those of the metanotum. Tegulae castaneous. Wings subhyaline, with a fulvous tinge, veins fulvous, at the base somewhat deeper in color. Abdomen black, with a slight indigo blue reflection, the 3rd and 4th, as well as a spot of the 5th segment on the sides orange yellow, with yellowish hairs; the apical 3 segments fuscous, with reddish brown hairs; pygidium flat, disk-like excavated, at the hind margin yellow, with 3 long black spines, of which the middle one being longest. Legs black, tarsal tips, claws and spurs reddish brown.

Length—18 mm.

Hab.—Formosa (Hoppo, collected by Mr. K. Watanabe).

(938) しろふべっかう

第五十三圖 (13) (♀)

學名 *Pompilus sapporensis* Mats.

昆蟲學上ノ地位 鼈甲蜂科

體ハ黑色、黑色ノ長毛ヲ粗生シ、微小ノ灰白短毛ヲ密生ス。額片ハ光線ノ工合ニヨリ天鷲絨様ノ黑色、又銀色ヲ放ツ、點刻ヲ粗布ス、大腮ノ中央ハ赤褐、複眼内側ノ中央及ビ後縁ハ細ク黄白、中後兩胸背ノ氣門ハ黄白、翅ハ半透明、少シク灰色ヲ帶ビ、外縁ハ暗色、脈及ビ縁紋ハ黑色、第二及ビ第三腹節基部ノ兩側ニ各一個黄白ノ一紋ヲ具ヘ、第三節ニアルモノハ長クシテ横置セラル、脚ハ黑色、灰白ノ微毛ヲ密生ス、距ハ暗褐、爪ハ赤褐、體長四分、此ハ札幌地方ニ産スレドモ餘リ多カラズ、  
分布—北海道(札幌)。

*Pompilus sapporensis* n. sp. (pl. LIII, Fig. 13, ♀).

♀. Black, with long black and very short downy, grayish white hairs. Clypeus sparsely punctured, in a certain light velvety black, and in another light silvery white. The middle of each mandible reddish brown. The inner side in the middle and the hind margin of the eye narrowly yellowish white. The spiracles of the middle and hind thoracic segments yellowish white. Wings subhyaline, with a grayish tinge, at the apices infuscated, veins and stigma black. Legs black, spurs fuscous, claws reddish brown.

Length—12 mm.

Hab.—Hokkaido (Sapporo).



(939) はりまべっかう

第五十二圖 (14) (♀)

學名 *Pompilus harimensis* Mats.

昆蟲學上ノ地位 鼈甲蜂科

體ハ黑色、複眼ノ内側、額片(中央ノ基部紋ハ黑色)、觸角間ノ一縱紋、觸角柄節ノ末端及ビ下面、大腮末端ハ暗褐、頬、兩鬚、舌、口吻ノ末端、前胸背ノ後縁及ビ兩側、翅底鱗、中胸背ノ四縱條(中央ノ二條ハ太ク、後方ニテ相合ス)、稜狀部(中央ニ細キ一縱條アリ)、後稜狀部ノ兩側紋、後胸背ノ後縁、胸側紋、第二腹節ノ基部及ビ前肢基節(前面ハ黑色)等ハ黄色、觸角及ビ上唇ハ黄褐、前者ノ背面ハ暗褐、口吻ハ光澤アル黒褐、後胸背ノ中央ニ淺キ一縱溝アリ、翅ハ半透明、鼈甲様ノ黄色、翅端ハ暗褐、脈及ビ縁紋ハ黄褐、但シ前縁ト中脈ハ暗褐、第二腹節ノ兩側及ビ尾端ハ黄褐、第二腹面節ニ廣キ黄白帶アリ、脚ハ黄褐、基部及ビ轉節並ニ腿節ノ基部ハ黑色、中基節ニ黄色ノ一紋アリ、跗節ハ黄白、但シ中後兩肢ニアリテハ第一及ビ第二跗節ノ末端並ニ末端ノ三節ハ暗色、體長四分三厘、此ハ播州地方ニ産スレドモ餘リ多カラズ、  
分布—本州(播磨)、

*Pompilus harimensis* n. sp. (pl. LIII, Fig. 14, ♀).

♀. Black. The inner sides of the eyes, the clypeus (a basal spot black), a longitudinal spot between the antennae, the apices and the under surfaces of the scapi, the mandibles (at the apices fuscous), the cheeks, 4 longitudinal stripes of the mesonotum (the middle 2 unite posteriorly), the scutellum (in the middle with a longitudinal narrow line), side spots of the

postscutellum, the hind margin of the metanotum, pleural spots, the basal part of the 2nd abdominal segment, as well as the anterior coxae (the frontal part black) yellow. Antennae and clypeus fulvous, the former on the back black. Rostrum shining, fuscous. Metanotum in the middle with a longitudinal shalaw grube. Wings subhyaline, with a slight fulvous tinge, at the apices infuscated, veins and stigma fulvous, the costal and middle veins being fuscous. The 2nd abdominal segment at the sides, and the pygidium fulvous, on the 2nd ventral segment with a broad yellowish white band. Legs fulvous, coxae, trochanter as well as the basal parts of the femora black, the middle coxa with a yellowish spot; tarsi yellowish white, the apical 3 joints and the first and 2nd joints of the anterior and posterior tarsi at the apices being fuscous.

Length—1.3 mm.

Hab.—Honshu (Harima).

(940)

ほつぼへっかう

第五十三圖 (15)

(♀)

學名 *Pompilus hopponis* Mats.

昆蟲學上ノ地位 鼈甲蜂科

體ハ黑褐、暗褐ノ短毛多シ、複眼ノ兩側、額片基部ハ三角形ヲナシテ黑褐、上唇、大腮末端ハ黑褐、兩鬚、觸角末端ノ八節ハ黑褐、前胸背ノ後緣、中胸背後緣ノ四角紋、後胸背基部ノ兩側紋、第二腹節基部兩側ノ三角紋、第三、第四及ビ第五節ノ基部ニ於ケル一帯(但シ第四及ビ第五節ニアル帶ハ中央ニテ切斷セラル)、第三腹面節ノ二紋並ニ尾節ハ黄色、前後兩胸背及ビ胸側ニ黄紫色ノ鱗狀毛多シ、前胸背ノ兩側及ビ翅底鱗ハ黄褐、翅ハ半透明、黄褐ヲ帶ビ、前緣脈及ビ中脈ハ暗褐、脚ハ黄褐、基節、轉節、腿節基部ノ三分ノ二並ニ跗節端ハ黑褐、距ハ黄色、體長四分六厘、此ハ臺灣ニ産スレドモ其數餘リ多カラズ、

分布—臺灣(北埔)

*Pompilus hopponis* n. sp. (pl. LIII, Fig. 15, ♀).

♀. Dark brown, thickly covered with very short velvety fuscous hairs. Both sides of the eyes, the clypeus (a triangular spot at the base fuscous), the labrum, the mandibles (at the apices fuscous), the palpi, the antennae (the apical 8 joints fuscous), the hind margin of the pronotum, a large quadrate mark at the hind part of the mesonotum, a side spot at the base of the metanotum, a side triangular spot at the base of the 2nd abdominal segment, a band of the 3rd, 4th and 5th segments each at the base (the 4th and 5th bands being in the middle interrupted), 2 triangular spots of the 3rd ventral segment, as well as the pygidium yellow. Pro-and metathorax thickly covered with yellowish purple scales. Tegulae and the sides of the pronotum yellowish brown. Wings subhyaline, fulvous, the costal and middle veins fuscous. Legs fulvous, coxae, trochanter and the basal two thirds of the femora, as well as the apical parts of the tarsal joints fuscous; spurs yellowish. Length—13.8 mm.

Hab.—Formosa (Hoppon).

(941) やのべっかう

學名 *Pompilus yanonis* Mats.

昆蟲學上ノ地位 鼈甲蜂科

體ハ黑色、上唇及ビ大腮ハ光澤アル黒褐、大腮ノ中央ハ赤褐、舌ハ黃褐、單眼ノ前方ニ細キ一縱溝アリ、前胸背ノ兩側ハ光線ノ工合ニヨリ灰白色ヲ現ハス、後稜狀部ノ中央ハ少シク凹陥ス、翅ハ半透明、少シク灰色ヲ帶ビ、外縁及ビ各室ノ中央ハ暗灰色、脈ハ暗褐、但シ前縁、前縁脈、中脈及ビ縁紋ハ黑色、光線ノ工合ニヨリ少シク紫色ヲ帶ブ、腹部ニ斑紋ヲ缺キ、尾節ニ黒褐ノ剛毛多シ、脚

ハ黑色、跗節及ビ距ハ暗褐、體長四分、此ハ初メテ矢野宗幹氏ノ九州ニテ採集セルモノナルガ札幌地方ニハ稀ナラズ、

分布—北海道、本州、九州、

*Pompilus yanonis* n. sp. (pl. LIII, Fig. 16, ♀).

♀. Black. Labrum and mandibles pitchy black, the latter in the middle reddish brown, tongue fulvous. Vertex just fore the ocelli with a very narrow longitudinal furrow. Pronotum on the sides pruinose, and in a certain light grayish white. Postscutellum in the middle somewhat excavated. Wings subhyaline, with a grayish shade, the outer margin and the middle of each wing cell infuscated, veins dark brown, stigma, costa, costal and middle veins black, in a certain light reflecting dark purple. Abdomen without spot, pygidium with many short fuscous bristles. Legs black, tarsi and spurs fuscous.

Length—12 mm.

Hab.—Hokkaido, Honshu, Kiushu.

(942) きけづめへっかう

第五十三圖 (17) (♀)

學名 *Pompilus basilaris* Mats.

昆蟲學上ノ地位 鼈甲蜂科

體ハ黑色、暗褐ノ長毛ト灰白ノ短毛多シ、複眼ノ内側、前頭、額片、上唇以上ノ二者ハ中央ニテ黑色、大腮(末端ハ暗褐)、觸角柄節ノ前方、前胸背ノ後緣、稜狀部ノ二紋、各胸側ノ一紋但シ中後ノ兩胸側紋ハ後緣ニアリ)及ビ第二腹節基部ノ兩側紋ハ黃白、兩鬚ハ黄色、觸角ハ黑褐、下面ハ黃褐、各節ノ中央肥大セルヲ以テ波狀ヲ呈ス、前胸ノ兩側ハ黃褐、稜狀部ニハ横皺ヲ具ヘ、後胸背ニハ銀白

ノ短毛ヲ密生ス、翅ハ稍ヤ透明、少シク黄色ヲ帶ビ、外縁ハ暗色、脈及ビ縁紋ハ淡黃褐、但シ前縁、前縁脈及ビ中脈ハ暗褐、光線ノ工合ニヨリ紫色ヲ帶ブ、第一腹節ニ暗褐ノ臥毛ヲ密生シ、灰白ノ立毛ヲ粗生ス、脚ハ黑色、基節、轉節及ビ腿節ノ末端、前脛節ノ下面、後脛節ノ基部及ビ距ハ黄色、體長四分、此ハ京都地方ニ産スレドモ其數餘リ多カラザルガ如シ、  
分布—本州(京都)。

*Pompilus basilaris* n. sp. (pl. LIII, Fig. 17, ♀).

♀. Black, with long fuscous and short grayish white hairs. Both sides of the eyes, the forehead, the clypeus and the labrum (the latter 2 in the middle fuscous), pronotum at the hind margin, 2 spots of the scutellum, a side spot on each pleura (the middle and posterior pleurae each with a spot at the hind margin), as well as 2 spots of the 2nd abdominal segment yellowish white. Palpi yellow. Antennae fuscous, underside fulvous, strong undulated. Scutellum with few longitudinal wrinkles. Metanotum covered with long silvery hairs. Wings nearly hyaline, with a slight fulvous shade, veins and stigma fulvous, costa, costal and middle veins fuscous; in a certain light reflecting purple. The first abdominal segment with long recumbent fuscous and few erect grayish hairs. Legs black, the apices of the coxae, the trochanter and the femora, the under surfaces of the anterior tibiae, the basal parts of the posterior tibiae, as well as the spurs yellow.

Length—12 mm.

Hab.—Honshu (Kyoto).

(943) ひめくろをびへっかう

學名 *Sialus secundus* D. T.

(*Syn. Pseudagania atropos* Sm).

昆蟲學上ノ地位 鼈甲蜂科

第五十三圖 (18) (♀)

體ハ黑色、微小ノ點刻ヲ密布シ、暗褐ノ短毛多シ、大腮ノ末端ハ赤褐、中胸背ノ兩側ニ細キ一縱隆ヲ具ヘ、後胸背ノ中央ニ淺キ一縱溝ヲ裝フ、翅ハ半透明、少シク鼈甲様ノ黃色ヲ帶ビ、前翅ノ中央及ビ翅端ニ近シ暗色帶アリテ、内側ニアルモノハ幅狹クシテ短カシ、脈及ビ綠紋ハ暗褐、腹部ニ斑紋ヲ缺キ、尾端及ビ各節ノ後縁ハ細ク赤褐、尙第一腹面節ノ兩側モ赤褐ヲ呈スレドモ餘リ判然セズ、脚ハ黑色、轉節末端ノ一紋、前轉節ノ末端並ニ前肢ノ距ハ黃褐、爪及ビ後肢末端ノ三跗節ハ赤褐、體長三分、此ハ札幌地方ニ普通ナリ、分布—北海道、本州、

(944) ふたすぢべっかう

學名 *Sialis bizonatus* Mats.

昆蟲學上ノ地位 鼈甲蜂科

體ハ黑色、暗褐及ビ灰白ノ兩毛多シ、複眼ノ内側ニ各黃白ノ一長紋ヲ具ヘ、額片ニハ金色毛多シ、兩鬚ハ暗褐、各節ノ末端ハ黃褐、觸角ハ黑褐、下面ハ黃褐、前胸背ノ細キ後縁及ビ翅底鱗ハ赤褐、翅ハ半透明、鼈甲様ノ黃色ヲ帶ビ、翅端ハ廣ク暗色、光線ノ工合ニテ少シク紫色ヲ現ハス、脈及ビ綠紋ハ暗褐、第二、第三腹節及ビ第三腹面節ノ基部ニ各黃白ノ一帶アリテ、何レモ中央ニテ少シク切斷セラル、各節ノ細キ後縁及ビ尾端ハ赤褐、脚ハ黑褐、轉節、基節及ビ腿節ノ末端、前腿節、脛節、跗節ノ内側及ビ距、中後兩脛節ノ外側並ニ爪端ハ黃褐、體長六分五厘、此ハ東京地方ニ産スレドモ稀ナリ、

第五十三圖 (19) (♀)

分布—本州(東京)、

*Sialus bizonatus* n. sp. (pl. LIII, Fig. 19, ♀).

♀. Black, with short fuscous and grayish white hairs. The inner sides of eyes in the middle yellowish white. Clypeus with long golden hairs. Palpi fuscous, each joint at the apex fulvous. Antennae fuscous, the undersides fulvous. Pronotum at the hind margin very narrowly, and the tegulae reddish brown. Wings subhyaline, with a slight fulvous tinge, the apical one third infuscated, in a certain light reflecting purple, veins and stigma fuscous. The 2nd, 3rd abdominal and the 3rd ventral segments each near the anterior margin with an interrupted yellowish white band, each segment at the hind margin very narrowly reddish brown. Legs fuscous, the apices of the coxae, the trochanter, the femora, the inner sides of the anterior femora, the tibiae and tarsi, the spurs, the outer-ides of the middle and the posterior tibiae, as well as the apical halves of the claws fulvous.

Length—19, 5 mm.

Hab.—Honshu (Tokyo).

(945) たいわんべっかう

第五十三圖 (20) (♀)

學名 *Sialus fenestratus* Sm.

昆蟲學上ノ地位 鼈甲蜂科

體ハ黃褐、頭、觸角及ビ前胸背ノ後縁ハ淡黃褐、大腮ノ末端ハ暗褐、顔ニハ金色ノ短毛ヲ密生ス、前胸背ノ兩側及ビ前縁、中胸背ノ前縁及ビ兩側、後稜狀部中央ハ赤褐、中胸側、後胸並ニ第一、第二及ビ第三腹節ノ後縁ハ暗褐、翅ハ半透明、黃褐ヲ帶ビ、脈及ビ縁紋ハ黃褐、光線ノ工合ニテ少シク紫色ヲ現ハス、腹部ハ光線ノ工合ニテ青紫色ヲ帶ブ、腹面ハ尾端ヲ除キ暗褐、脚ハ黃褐、基節、

轉節及ビ中後兩腿節ノ基部ハ暗褐、體長一寸一分、此ハ本邦最大ノ鼈甲蜂ニシテ臺灣ニ産スレドモ餘リ多カラズ、

分布—臺灣、支那、馬來、印度、

(946) こせいぼう

學名 *Chrysis ignitus* L.

昆蟲學上ノ地位 青蜂科

第五十三圖 (21) (♀)

體ハ金屬性ノ青綠色、腹背ハ光澤アル赤銅色、大形ノ點刻ヲ密布シ、灰白ノ短毛ヲ粗生ス、觸角及ビ兩鬚ハ黑色、但シ前者基部ノ二節ハ綠藍色、大腮ノ末端ハ暗褐、頭頂及ビ中胸背ノ大部ハ藍色、後胸ノ兩側ハ三角形ヲナシ突出ス、翅ハ半透明、少シク暗色ヲ帶ビ、脈ハ暗褐、前緣、前緣脈、中脈及ビ綠紋ハ黑褐、腹背ノ色ニ變化多ク、時ニ赤紫色若クハ赤藍色ヲ呈スルモノアリ、尾端ニ四齒アリテ、其基部ニ近ク大點刻ノ一橫列アリ、脚ハ青綠色、跗節ハ黑褐、體長二分八厘、此ハ本邦何レノ地ニモ普通ナリ、

分布—北海道、本州、四國、九州、支那、歐洲、

(947) おほありばち

學名 *Mutilla dimidiata* Lepel.

昆蟲學上ノ地位 蟻蜂科

第五十三圖 (22) (♂)



體ハ黑色、大形ノ點刻多シ、頭及ビ胸部ニ銀色ノ光澤アル黃白毛ヲ裝ヒ、後胸ニハ銀白毛ヲ密生ス、大腮ノ中央ニ赤褐紋ヲ裝フ、中胸背ノ中央ニ二條ノ深キ縱溝アリ、稜狀部ハ圓錐形ニ突出シ、尖端ハ少シク後方ニ曲ル、後胸背ニハ網狀ノ隆起多ク、中央ニV字形ノ隆起アリ、翅ハ暗色、少シク藍色ヲ帶ブ、腹部ハ黃褐、第一節及ビ尾端ハ黑褐、但シ第一節ノ後縁ハ黃褐、尾端ノ兩側ニ暗褐ノ棘狀突起アリ、脚ハ黑色、黃白ノ長毛多シ、腿節ノ基部及ビ各跗節ノ末端並ニ爪ハ赤褐、體長六分一六分五厘、雌ハ黑色、胸部赤褐、第二腹節基部ノ兩側ニアル毛紋、第三節ニアル毛帶(中央ニテ切斷セラル)、第四節ノ兩側ニアル四角紋及ビ第六節ノ兩側ニアル綠毛等ハ銀色、體長四分一五分、此ハ臺灣地方ニ普通ナリ、分布—臺灣、

(948) くろいはきあり

第五十四圖(1)(♀)

學名 *Myrtoleras kuroivae* Mats.

昆蟲學上ノ地位 蟻科

體ハ赤褐、大腮ハ頗ル長ク、小齒ヲ列テ、末端ハ稍ヤ直角ニ屈曲ス、觸角間ニ短カキニ縱隆ヲ具ヘ、其後方ニ細キ斜皺多シ、複眼ノ後方ニ各一條ノ太キ斜隆アリテ此ハ後方ニテ相近接ス、此斜隆ノ兩側ハ溝ヲナス、尙後頭ノ中央ニモ一縱溝アリ、觸角ハ細長、末端ハ圓錐形ヲナシテ尖リ、黃褐、胸背ニハ細キ横皺多シ、結節腹柄ハ圓錐形ヲナシテ突出シ、尖端ハ少シク後方ヲ向ク、腹部ハ卵形ニシテ光澤ヲ帶ビ、第三及ビ第四節ノ後縁ハ金色ヲ呈ス、尾端及ビ毒刺ハ黃褐、後者ハ尾端ノ三節ト同長

ナリ、脚ハ赤褐、前後兩肢ノ距ハ大ニシテ黄色、前跗節ノ基部ハ弓状ニ彎曲ス、體長三分、此ハ琉球地方ニ産スル普通種ナリ、分布—沖繩(琉球)、

*Myrtoteras kuroiwa* n. sp. (pl. I IV, Fig. 1, ♀).

♀. Reddish brown. Mandibles with 8 small teeth on each inner side, at the apices pointed and curved nearly in right angle. Between the antennae with 2 short longitudinal keels, vertex obliquely fine wrinkled, behind the eyes each side with a broad oblique ridge, which nearly unite on the occiput, both sides of the ridges broadly furrowed; occiput in the middle with a narrow furrow. Antennae slender, long, the apical joint pointed and fulvous colored. Thorax transversely fine wrinkled. Nodus large, cone-shaped, the apex curved somewhat backwards. Abdomen shining, the 3rd and 4th segments on each hind margin, the pygidium, as well as the sting golden yellow, the latter so long as the last 3 segments together. Legs reddish brown, long, slender, the anterior and posterior spurs large and yellow, the anterior metatarsus at the base slightly curved.

Length—10 mm.

Hab.—Okinawa (Rinkiu collected by Mr. K. Kuroiwa).

(949) こもんはなばち

第五十四圖 (2) (♀)

學名 *Anthidium japonicum* Sm.

昆蟲學上ノ地位 蜜蜂科

體ハ暗褐、額片前縁ハ細ク黑色、前頭ノ兩側、大腮ノ基部ニアル一紋、後頭ノ二横紋及ビ各腹節ノ兩側ニアル一紋ハ橙黄色、前頭ニハ黄白ノ長毛、後頭ニハ暗褐ノ長毛ヲ密生ス、中胸背ニハ暗黄ノ

長毛ヲ裝ヒ、大形ノ點刻ヲ密布スレドモ、前後兩胸背ニハ點刻少シ、翅ハ半透明、少シク暗色ヲ帶ビ、翅端ノ三分ノ一ハ少シク濃色、脈及ビ綠紋ハ暗褐、腹部ハ黑色、弓狀ニ彎曲シ、各節ノ兩側ニ長紋ヲ橫列ス、但シ第六節ノ紋ハ第五節下ニ隱レテ見レザルコト多シ、尾節ニハ三個ノ棘狀突起ヲ具ヘ、第五及ビ第六節ノ兩側ニ各一齒ヲ裝フ、體下ニハ灰白ノ長毛多シ、脚ハ黑色、灰白ノ長毛ヲ密生ス、距及ビ爪ノ基部ハ黃褐、體長五分、此ハ本州地方ニ産スレドモ其數多カラズ、分布—本州、

(950) しろふみがりはなばち

學名 *Coelioxys seriatopunctatus* Mats.

第五十四圖 (3) (♀)

昆蟲學上ノ地位 蜜蜂科

體ハ黑色、大形ノ點刻多ク、複眼ノ内側及ビ額片ノ中央ニ縱隆起アリ、顔ノ兩側ニ灰黃毛多シ、大腮ノ末端ハ赤褐、頭頂ノ點刻ハ粗大ナリ、頬ニハ灰白毛多シ、翅底鱗ハ暗褐、中央ハ黃褐、翅底鱗ノ後方ニ一個及ビ稜狀部ノ基部ニ二個ノ白毛紋アリテ一橫列ヲナス、稜狀部後縁ノ兩側ニ各一刺ヲ裝フ、胸側ニハ白毛多シ、翅ハ半透明ニシテ少シク黃褐ヲ帶ビ、基部ハ稍ヤ透明ニシテ少シク黃色ナリ、脈及ビ綠紋ハ暗褐、各腹部ノ後縁及ビ第一節ノ兩側ニ白色ノ鱗毛多シ、尾節ハ長キ圓錐形、點刻小、末端ノ三分ノ一ニテ縱隆判然ス、第二乃至第五腹面節ノ兩側ニモ白鱗ヲ列テ、脚ハ暗褐、跗節端及ビ爪ハ黃褐、腿節ニハ灰色ノ鱗毛多シ、體長四分五厘、此ハ臺灣恒春地方ニ稀ナラズ、分布—臺灣(恒春)、

*Coelioxys seriatopunctatus* n. sp. (pl. LIV, Fig. 3, ♀).

♀. Black, with large punctures. The inner sides of the eyes and the middle part of the clypeus longitudinally keeled. Face on the sides densely covered with grayish yellow hairs. Mandibles at the apices reddish brown. Vertex remotely large punctured. Cheeks covered with short grayish white hairs. Tegulae fuscous, in the middle yellowish brown. Scutellum at the base with 2 spots of grayish white scales, at the hind margin on each side with a acute projection. Thorax at the sides covered with white hairs. Wings subhyaline, with a fulvous tinge, at the basis nearly hyaline and with a slight yellowish lshade. Abdominal segments each at the hind margin and the first segment on the sides, as well as the 2nd--5th ventral segments each at the sides covered with white scaly hairs; Pygidium very long, one third on the hind margin with a longitudinal keel. Legs fuscous, femora covered with grayish hairs, last tarsal joints and the claws fulvous.

Length—14 mm.

Hab.—Iiomosa (Koshun).

(951) わたなへごがりはなばち

第五十四圖(4) (♀)

學名 *Coelioxys watanabei* Mats.

昆蟲學上ノ地位 蜜蜂科

體ハ黑色、頭ニハ黄褐ノ長毛ヲ密生ス、觸角暗褐、末端ハ少シク赤褐ヲ帶ブ、口吻ハ黄褐、觸角ノ間室ニ一縦隆アリ、中胸背ノ中央ニ判然セザル一縦隆ヲ裝ヒ、之レハ稜狀部ノ末端ニ達ス、稜狀部ノ兩側ニ大形ノ棘狀突起アリ、胸側ニハ網目様ノ點刻ヲ密布ス、翅ハ半透明、暗色ヲ帶ビ、光線ノ工合ニテ紫藍色ヲ現ハス、脈及ビ縁紋ハ黄褐、腹部ニ點刻ヲ粗布シ、各節ノ前縁ニアルモノハ小ナリ、尾節ハ前節ノ二節ヲ合シタルモノト畧ボ同長、末端ニ判然セザル細キ三縦隆ヲ裝フ、各腹面節

ノ後縁ハ赤褐ニシテ之レニ灰白毛ヲ装フ、脚ハ黒褐、爪及ビ距ノ末端ハ赤褐、但シ前肢ノ距ハ黄色ニシテ末端二分ス、尙脛節末端ノ外側ニ一棘刺アリ、體長八分、此ハ臺灣北埔地方ニ産スレドモ稀ナリ、

分布—臺灣(北埔)、

*Coelioxys watanabei* n. sp. (pl. LIV, Fig. 4, ♀).

♀. Black. Head covered with long fulvous hairs. Antennae fuscous, the apices reddish brown. Between the antennae with a short longitudinal keel. Rostrum fulvous. Mesonotum very coarsely punctured, in the middle with a longitudinal keel, which reaches to the tip of the scutellum, on each side with a short, indistinct keel, scutellum at the hind margin on each side with a large tooth-like projection. Wings subhyaline, fuscous, with purple effulgence, veins and stigma fulvous. Abdomen remotely punctured, the punctation of each segment on the anterior part small, each segment at the sides with grayish white hairs, pygidium so long as the foregoing 2 segments, at the apex with 3 indistinct longitudinal keels. Legs dark brown, claws and spurs reddish brown, the spurs of the anterior legs yellowish and forked at the tips; at the tips of the tibiae with a long acute projection.

Length—25 mm.

Hab.—Formosa (Hoppon, collected by Mr. K. Watanabe).

(952) こはらあかはなばち

第五十四圖(5) (♀)

學名 *Parevaspis abdominalis* Sm.

昆蟲學上ノ地位 蜜蜂科

體ハ黒色、大形ノ點刻多ク、灰白毛ヲ装フ、顔ノ兩側ニ銀白毛ヲ密生ス、額片ハ隆起シ、其基部ニ

一縱隆ヲ具へ、大腮ノ末端ニ近ク赤褐部アリ、觸角ハ暗褐、柄節ノ基部ハ赤褐、中胸背ノ中央ニ一縱溝ヲ具へ、翅底鱗ハ暗褐、小點刻ヲ粗布ス、稜狀部ニ粗大ノ點刻多ク、後縁ノ中央少シク凹陷ス、翅ハ半透明、暗色ヲ帶ビ、光線ノ工合ニテ紫藍色ヲ帶ブ、脈及ビ縁紋ハ暗褐、腹部ハ赤褐、小點刻ヲ粗布ス、各節ノ後縁及ビ尾節ハ黃褐、尾端ノ中央ニ一針狀突起ヲ裝フ、脚ハ黑褐、基節、轉節及ビ腿節ノ末端、跗節第一節ハ暗褐並ニ距ハ黃褐、體長三分、此ハ本州及ビ九州ニ産シ稀ナレドモ臺灣ニテハ普通ナリ、

分布—本州、九州、臺灣、支那、印度、

(953) *ノゾキマダラハナバチ*

學名 *Nomada jezoensis* Mats.

昆蟲學上ノ地位 蜜蜂科

體ハ黑褐、黃白ノ長毛ヲ密生ス、複眼前方ノ兩側、額片ノ前半、大腮(末端ハ暗褐)、兩鬚、觸角柄節ノ前面、前胸背ノ一橫帶、翅底鱗、其直下ノ一紋、第一及ビ第四腹節中央ノ一帯、第二及ビ第三節兩側基部ノ三角紋、第五節後縁並ニ尾端ハ黃色、觸角ハ黃褐、基部ノ內側ニ黑褐ノ一縱條アリ、頭胸ニ粗大ノ點刻多ク、翅ハ半透明、少シク暗黃ヲ帶ビ、外縁ハ少シク暗色、脈及ビ縁紋ハ黃褐、第一腹節ノ黃帶ハ少シク中央ニテ遮斷セララル、各腹節ニ於ケル黃色部ノ後縁ハ赤褐ヲ帶ブ、腹面及ビ脚ハ黃褐、基節、轉節及ビ腿節(何シモ末端ハ黃褐)ハ黑褐、但シ前中腿節ハ唯ダ基部下面ニテ黑褐、體長四分、此ハ札幌地方ニ普通ナリ、

第五十四圖(6)  
(♀)

分布—北海道(札幌)。

*Nomada jezocensis* n. sp. (pl. LIV, Fig. 6, ♀).

♀. Dark brown, with long yellowish white hairs. Both sides of the eyes anteriorly, the anterior half of the clypeus, the mandibles (the apices fuscous), the palpi, the scapi on the front, a transverse band of the pronotum, the tegulae, a spot just below the tegula, each band in the middle of the first and 4th abdominal segments, each triangular spot at the basal sides of the 2nd and 3rd segments, the hind margins of the 5th and the apical segments yellow. Antennae fulvous, near the basis interiorly each with a fuscous stripe. Head and thorax rugose punctured. Wings subhyaline, with a slight fulvous tinge, at the apices narrowly infuscated; veins and stigma fulvous. Abdomen oval, the first band in the middle interrupted, each yellow part of the abdominal segments posteriorly margined with reddish brown, venter and legs fulvous, coxae, trochanter and femora dark brown, each at the apex being fulvous, the anterior and middle femora fulvous, only at the basis dark brown.

Length—12 mm.

Hab.—Hokkaido (Sapporo, quite common).

(954) だ い め う き ま だ ら は な ば ち

第五十四圖 (7) (♀)

學名 *Nomada daimio* Mats.

昆蟲學上ノ地位 蜜蜂科

體ハ黑褐、複眼ノ内側、額片(中央ニ二黑褐紋アリ)、上唇、大腮末端ハ暗褐、第二及ビ第三腹節ノ基部ニアル一帶、並ニ尾端ノ二節ハ黄色、觸角、複眼ノ外側、前胸背ノ一帶、肩部、翅底鱗、中胸背ノ兩側、中胸側ノ一紋、稜狀部ノ二突起、後稜狀部、第一腹部ノ中央帶及ビ各節ノ後縁ハ赤褐、翅ハ半透明、少シク暗黄ヲ帶ビ、脈及ビ縁紋ハ黄褐、前縁ハ暗褐、第二腹節基部ノ中央ニ黑褐ノ三角

紋アリ、第 及ビ第三腹面節ハ赤褐、但シ第三節ノ基部ハ黄色、脚ハ黄褐、腿節ノ基部ハ少シク黒褐、轉節、腿節及ビ脛節ノ内側ニ黒褐紋ヲ裝フ、距ハ黄色、體長四分、此ハ札幌地方ニ産スレドモ稀ナリ、

分布—北海道(札幌)。

*Nomada daimio* n. sp. (pl. LIV, Fig. 7, ♀).

♀. Dark brown. The inner sides of the eyes, the clypeus (in the middle with 2 fuscous spots), the labrum, the mandibles (at the apices fuscous), each band at the basis of the 2nd and 3rd abdominal segments, as well as the apical 2 segments yellow. Antennae, the outer margins of the eyes, a transverse band of the pronotum, the shoulders, the tegulae, 2 tubercles on the scutellum, the postscutellum, a middle band of the first abdomen (in the middle interrupted) and the hind margin of each segment reddish yellow. Wings subhyaline, with a fulvous shade, at the apices somewhat infuscated, veins and stigma fulvous, the costal vein being fuscous, the 2nd abdominal segment in the middle at the base with a triangular fuscous spot, the 2nd and 3rd ventral segments reddish brown, the former at the base yellow. Legs fulvous, femora at the basis, the trochanter, the femora and the tibiae at the inner sides each with a fuscous mark; spurs yellowish.

Length—12 mm.

Hab.—Hokkaido (Sapporo).

(955)

をかもこさまだらはなばち

第五十四圖 (8) (♀)

學名 *Nomada okamotois* Mats.

昆蟲學上ノ地位 蜜蜂科

體ハ黑色、粗大ノ點刻多ク、灰白ノ短毛ヲ粗生ス、複眼内側ノ三角部、額片、上唇、大腮(末端)ハ暗



褐、柄節、前胸背ノ一縦條、肩部、中胸側ノ一紋、翅底鱗、稜狀部、第二及ビ第三腹節ノ兩側紋、第六節ノ後縁、尾節ノ中央紋並ニ第三、第四及ビ第五腹面節ノ兩側紋ハ黃色、口吻ハ暗褐、各鬚節ノ基部ハ黃白、後胸背ニ點刻ヲ缺ク、翅ハ稍ヤ透明、少シク暗黃ヲ帶ビ、脈及ビ縁紋ハ暗黃、脚ハ淡黃褐、基節下而及ビ一紋ハ黃色、後肢轉節ノ中央紋、同腿節外側ノ基部及ビ爪ハ暗褐、體長二分五厘、此ハ札幌地方ニ産スレドモ稀ナリ、  
分布—北海道(札幌)。

*Nomada okamotoi* n. sp. (pl. LIV. Fig. 8, ♀).

♀ Black, with large punctures. The inner sides of the eyes, the clypeus, the labrum, the mandibles (at the apices fuscous), the scapi, a transverse bar of the pronotum, the shoulders, the tegulae, a spot of the mesopleura, the scutellum, a spot on each side of the 2nd and 3rd abdominal segments, the hind margin of the 6th segment, the middle of the pygidium, as well as a spot on each side of the 3rd, 4th and 5th ventral segments yellow. Rostrum fuscous, the basal part of the maxillary palpi yellowish white. Metanotum nearly impunctured. Wings almost hyaline, with a slight fulvous tinge, veins and stigma fulvous. Legs pale yellowish brown, coxae (the under surface and a side spot yellow), the basal parts of the femora posteriorly, as well as the claws fuscous.

Length—7.5 mm.

Hab.—Hokkaido (Sapporo).

(956) りもんはなばち

學名 *Crocisa emarginata* Lep.

第五十四圖 (♀)

昆蟲學上ノ地位 蜜蜂科

體ハ黑色、顔、頰、胸側及ビ腹面ニ青藍色ノ長毛多シ、前胸背ノ後紋、中胸背ノ三縱條及ビ四紋、稜狀部ノ二紋、翅底鱗ノ一紋、第一腹節ノ前縁、第一節乃至第五節後縁ノ兩側紋並ニ第二及ビ第三腹面節ノ兩側紋ハ青藍色、觸角ハ黒褐、口吻ハ黄褐、胸背ニ點刻多ク、黒毛ヲ密生ス、稜狀部ハ後縁ニテ三角形ニ刳ラル、翅ハ半透明、暗色ヲ帶ビ、基部ハ稍ヤ透明ニシテ灰白、脈及ビ縁紋ハ暗褐、腹部ハ光線ノ工合ニテ藍色ヲ現ハス、尾端ハ黄褐、腹面及ビ脚ハ暗褐、脛節及ビ第一跗節ニ白藍色ノ短毛多シ、體長四分、此ハ臺灣地方ニ普通ナリ、分布―臺灣、支那、馬來、印度、

(957) せあかはなばち

學名 *Anthophora brookiae* Bingham

昆蟲學上ノ地位 蜜蜂科

體ハ黒褐、胸部ニ黄褐毛ヲ密生ス、前頭八字形紋ハ黑色、上唇周圍ハ黑色及ビ大腮末端ハ赤褐、基部ハ暗褐ハ灰白、喉頭及ビ頰ニ灰白ノ長毛多ク、頭頂及ビ後頭ニハ黄褐毛ヲ簇生ス、觸角柄節ノ一紋ハ灰白、翅ハ透明、少シク暗黄ヲ帶ビ、脈及ビ縁紋ハ暗褐、第一腹節ノ兩側及ビ第二腹節後縁ノ兩側ニ黄褐毛ヲ裝フ、尾端ニ二個ノ棘狀突起アリ、脚ハ暗褐、腿節及ビ脛節ニ黄褐毛多シ、爪ノ基部ハ黄褐、體長四分、此ハ八重山群島ニ産スレドモ其數多カラザルガ如シ、分布―沖繩(八重山)、

第五十四圖 (10) (♀)

(958) はいいろくまばち

第五十四圖 (11) (♀)

學名 *Xylocopa formosana* Mats.

昆蟲學上ノ地位 蜜蜂科

體ハ黑色、黒毛ヲ密生シ、顔及ビ胸部ニ灰黄ノ長毛ヲ密生ス、複眼ノ内側、前頭、額片(全縁ハ黑色)及ビ頭頂ノ環狀紋ハ灰黄色、口吻ノ末端ハ赤褐、舌ハ黄褐、中胸背ノ中央ハ毛ヲ缺キ、大形ノ點刻ヲ粗布ス、翅ハ半透明、暗色ヲ帶ビ、翅底ノ半部ハ淡色、光線ノ工合ニテ紫色ヲ現ハス、脈ハ黑色、腹部ニ點刻ヲ粗布シ、第一腹節ノ兩側ニ灰黄ノ毛塊ヲ具ヘ、各節後縁ノ中央ニ點刻ヲ缺ク、脚ハ黑色、跗節端ハ暗褐、後腿節ノ末端及ビ同脛節ノ基部ニ灰黄毛ヲ裝フ、體長八分、此ハ臺灣地方ニ産スレドモ稀ナリ、分布—臺灣(新竹)。

*Xylocopa formosana* n. sp. (pl. LIV, Fig. 11, ♀).

♀. Black, with long, black hairs. The forehead, the inner sides of the eyes, the clypeus (the anterior margin black) and a ring spot on the vertex grayish yellow. Rostrum shining black, at the apex pitchy black, the tongue yellowish brown. Mesonotum in the disk bare, with few large punctures. Wings subhyaline, fuscous, reflecting a slight purple tinge, the basal parts being paler, veins black. Abdomen sparsely punctured, the first segment on each side with a tuft of grayish yellow hairs, on each hind margin in the middle impunctured. Legs black, with long black hairs, the posterior femora at the apices and the same tibiae at the basis with grayish yellow hairs, the last tarsal joints dark brown.

Length—25 mm.

Hab.—Formosa (Shimehiku).

まへきくまばち

第五十四圖 (12) (♀)

學名 *Xylocopa flavifrons* Mats.

昆蟲學上ノ地位 蜜蜂科

體ハ黑色、點刻多ク、黑色ノ長毛ヲ簇生ス、前頭ノ三角紋、額片、大腮ノ基部紋及ビ觸角柄節ノ前面ハ黃白、額片ノ前縁ハ細ク黑色、口吻及ビ觸角ハ黑褐、但シ觸角鞭節ノ前面ハ黃褐、複眼ハ綠黃、中胸背ノ中央ハ滑澤ニシテ點刻ヲ缺キ、前方ニ一縱溝ヲ裝フ、翅ハ半透明ニシテ黑藍色ヲ帶ビ、脈ハ黑色、腹部ハ廣ク、各節ノ後縁ハ細ク赤褐、脚ハ黑色、跗節ハ暗褐、黃褐毛多シ、爪ハ黃褐、末端ハ暗褐、體長七分、此ハ沖繩地方ニ産スレドモ其數餘リ多カラズ、黒岩恒氏ノ採集ニ係ルモノナリ、  
分布—沖繩、

*Xylocopa flavifrons* n. sp. (pl. LIV, Fig. 12, ♀).

♀. Black, closely large punctured, with long black hairs. A triangular spot of the frons, the clypeus (anterior border narrowly black), a small spot at the base of the mandible, as well as the scapus anteriorly yellowish white. Rostrum shining pitchy black. Antennae fuscous, the flagellum anteriorly yellowish brown. Eyes greenish yellow. Mesonotum in the disk bare, impunctured, anteriorly with a longitudinal furrow. Wings subhyaline, dark indigoblue, veins black. Abdomen very broad, at the hind margin of each segment narrowly reddish brown. Legs black, tarsi dark brown, with yellowish brown hairs, claws fuscous, at the base fulvous.

Length—21 mm.

Hab.—Okinawa, collected by Mr. K. Kuroiwa.

(960)

きいろくまばち

第五十四圖 (13) (♀)

學名 *Xyllocopa hopponis* Mats.

昆蟲學上ノ地位 蜜蜂科

體ハ黑褐、點刻多ク、淡黃褐毛ヲ密生ス、前頭ノ三角紋、額片ノ一縱條及ビ前縁ノ兩側ニアル弓狀紋並ニ觸角柄節ノ前方ハ黃色、口吻ノ下面及ビ舌ハ黃褐、觸角ハ暗褐、中胸背ノ前方ニ一縱溝ヲ具ヘ、中央ハ滑澤ニシテ點刻ヲ缺ク、翅ハ半透明、灰黃色、脈ハ暗褐、腹部ハ幅廣ク、尾端ハ少シク濃色、脚ハ黑褐、黃褐毛多シ、跗節ノ末端及ビ爪ハ暗褐、爪ノ基部ハ黃褐、體長一寸、此ハ臺灣地方ニ産スレドモ稀ナリ、故渡邊龜作氏ノ採集ニ係ルモノナリ、分布—臺灣(北埔)。

*Xyllocopa hopponis* n. sp.

♀. Dark brown, densely covered with fulvous hairs. A triangular spot in the middle of the frons, a longitudinal stripe in the middle and a curved transverse spot on each side of the clypeus, as well as the scapus anteriorly yellowish. Antennae and rostrum fuscous, the underside of the latter and the tongue fulvous. Mesonotum in the middle glabrous, anteriorly with a longitudinal furrow. Wings subhyaline, grayish yellow, veins fuscous. Abdomen broad, the apical hairs deeper in color. Legs dark brown, with fulvous hairs, the apical tarsal joints as well as the claws fuscous, the latter at the basis fulvous.

Length—30 mm.

Hab.—Formosa (Iloppo, collected by Mr. K. Watanabe).

(961) きをびこはなばち

學名 *Ceratina hieroglyphica* Sm. var. *japonica* Coq.

昆蟲學上ノ地位 蜜蜂科

第五十四圖 (14) (♀)

體ハ黑色、灰色ノ短毛ヲ裝フ、前頭ノ一横紋、複眼内側ノ一縦紋、額片兩側ノ一紋、同前縁ニ近キ丁字形紋、頬ノ一縦線、稜狀部並ニ各腹節後縁ノ一横帶等ハ橙黄色、口吻ハ黄褐、額片ニハ淺キ縮刻アリ、觸角鞭節ノ前面ハ暗褐、翅底鱗ハ赤褐、中胸背ニ點刻ヲ粗布シ、後胸背ニ點刻ヲ缺ク、翅ハ稍ヤ透明、少シク灰黄ヲ帶ブ、脈及ビ縁紋ハ暗褐、腹部ニ小形ノ點刻ヲ粗布シ、第一節ノ黄帶ハ細ク、兩側ニテ弓狀ニ彎曲ス、第二乃至第四節帶ハ兩側ニテ増幅ス、第二節帶ハ中央ニテ切斷セラレ、第三及ビ第四節ハ中央ニテ増幅シ、何レモ少シク前方ニ弓曲ス、脚ハ黑褐、脛節ノ基部紋ハ黄色、跗節端ハ黄褐、距ハ淡黄、體長三分、此ハ札幌地方ニ普通ナリ、分布—北海道(札幌)、

(962) あをひめはなばち

學名 *Ceratina viridissima* Guer.

昆蟲學上ノ地位 蜜蜂科

第五十四圖 (15) (♀)

體ハ金綠色、粗大ノ點刻多シ、額片ノ中央ニアル三角紋及ビ肩部ノ一紋ハ黄色、額片ノ前縁、上唇、

大腮及ビ頬ノ一紋ハ黑色、觸角ハ暗褐、中胸背ニハ七條ノ黑縱隆アリテ最モ外側ニアルモノハ短カシ、翅底鱗ハ黃褐、翅ハ稍ヤ透明、少シク灰黃ヲ帶ブ、脈及ビ縁紋ハ暗褐、腹部ノ關節部ハ黑色ニシテ點刻ヲ缺ク、脚ハ暗褐、少シク綠色ヲ帶ブ、前腿節ノ末端及ビ同脛節ノ基部ニアル一縱條並ニ後脛節ノ基部ニアル一紋ハ黃色、跗節端及ビ爪ハ黃褐、距ハ淡黃、體長二分五厘、此ハ臺灣地方ニ産スル普通種ナリ、

(963) あしぶこはなばち

學名 *Nomia femoralis* Pall.

第五十四圖 (16) (18)

昆蟲學上ノ地位 蜜蜂科

體ハ黑色、頭及ビ胸部ニ黃褐毛多ク、大形ノ點刻ヲ密布シ、前頭ニハ金色ノ長毛ヲ密生ス、大腮ノ末端ハ赤褐、觸角ハ暗褐、鞭節ノ前面ハ赤褐、翅底鱗ハ甚ダ大ニシテ翅根ノ全部ヲ蔽ヒ、暗褐、後方ノ大部及ビ外側ハ黃白、後胸背ニアル點刻ハ一層大ニシテ中央ニ一縱溝、兩側ニ一斜隆アリ、翅ハ稍ヤ透明、少シク黃褐ヲ帶ビ、脈及ビ縁紋ハ黃褐、腹部ハ橢圓形、各節ノ後縁ハ暗褐ニシテ點刻ヲ缺ク、之レニ灰色毛ヲ列テ、腹面ハ暗褐、第四節ニ二個ノ棘狀突起アリ、脚ハ黑褐、脛節及ビ跗節ハ黃褐、後肢ノ脛節及ビ跗節ハ淡黃褐、同腿節ハ甚ダシク肥大シ、稍ヤ弓狀ニ曲ル、脛節ハ著シク變形シテ内方ニ長キ葉狀ノ附屬物ヲ出ス、中肢ノ距ハ黃色ニシテ甚ダ長シ、體長三分、此ハ本邦ニ産スレドモ甚ダ稀ナリ、  
分布—九州(佐多岬)、

(964) くびれひめはなばち

第五十四圖 (17) (♀)

學名 *Halictus constrictus* Mats.

昆蟲學上ノ地位 蜜蜂科

體黑色、點刻ヲ密布シ、灰白毛多シ、額片ノ前方ニ黃白ノ大紋アリ、大腮ノ末端ハ赤褐、觸角ハ暗褐、翅底鱗ハ黃褐、後胸背ニ於ケル點刻ハ粗大ナリ、翅ハ稍ヤ透明、少シク灰黃ヲ帶ビ、脈及ビ縁紋ハ黃褐、前縁脈ハ暗褐、腹部ハ長橢圓形、小點刻ヲ密布シ、各節ノ後縁ハ細ク赤褐、第一及ビ第二節ノ後縁ハ著シク緊縮ス、脚ハ黑色、腿節ノ末端ハ赤褐、脛節ノ兩端、跗節ノ大部並ニ距ハ黃白、跗節端ハ暗褐、體長三分六厘、此ハ播州地方ニ普通ナリ、分布—本州(播州)。

*Halictus constrictus* n. sp. (pl. LIV, Fig. 17, ♀).

♀. Black, closely fine punctured and densely fulvous pubescent. The anterior part of the clypeus pale yellow. The apices of the mandibles reddish brown. Antennae fuscous. Tegulae fulvous, on the inner sides fuscous. Wings nearly hyaline, with a slight fulvous tinge, veins and stigma fulvous, the costal vein being fuscous. Abdomen oblong, closely fine punctured, at the hind margin of each segment narrowly reddish brown, the first and 2nd segments on each hind margin apparently constricted. Legs black, the apices of the femora reddish brown, both the ends of the tibiae, the tarsi (except the fuscous apical joints), as well as the spurs pale yellow.

Length—11 mm.

Hab.—Honshu (Harima).



(965) おほくびれはなばち

學名 *Andrena anthracina* Mor.

第五十四圖 (18) (♀)

昆蟲學上ノ地位 蜜蜂科

體ハ黑褐、灰白毛多ク、粗大ノ點刻ヲ密布ス、大腮ノ末端ハ赤褐、中胸背ニ三縱溝アリテ、中央ニアルモノハ長ク且ツ深シ、翅底鱗ハ光澤アル黄褐、後胸背ノ中央ニ網目様ノ縮皺多シ、翅ハ稍ヤ透明、少シク灰黄ヲ帯ビ、脈及ビ縁紋ハ黄褐、前縁脈ハ暗褐、腹部ハ長楕圓形、各節ノ前後兩縁ニ深キ横溝アリテ、後縁ニハ點刻ヲ缺キ、兩側ハ黄褐、尾端ニ暗褐毛多シ、脚ハ暗褐、跗節及ビ距ハ黄褐、腿節ニハ灰白ノ長毛ヲ密生ス、體長四分三厘、此ハ本邦餘リ多カラザル種類ナリ、分布—本州(信州羽黒山)、

(966) おほづひめはなばち

學名 *Melitta macroceps* Mats.

第五十四圖 (19) (♂)

昆蟲學上ノ地位 蜜蜂科

體ハ黑褐、頭胸ニ黄褐ノ長毛ヲ密生ス、頭頗ル大ニシテ、複眼ノ下方ニ棘狀ノ一突起ヲ裝ヒ、更ニ其外方ニ二個ノ疣狀突起アリ、頬ノ後方三角形ニ突出ス、觸角ハ黑褐、末端ハ少シク淡色、前胸背ノ前後縁ハ隆起ス、中胸背ニ點刻ヲ粗布シ、三縱溝ヲ具ヘ、中央ニアルモノハ長ク且ツ判然ス、翅底鱗ハ黄褐、翅ハ稍ヤ透明、少シク灰色ヲ帯ビ、脈及ビ縁紋ハ黄褐、胸部ハ稍ヤ卵形、第一節ノ基

部ハ細ク、少シク腹柄ノ状ヲナス、各節及ビ腹面節ノ後縁ハ黄褐、脚ハ黒褐、脛節ノ末端、跗節、距及ビ爪ハ黄褐、體長三分、此ハ札幌地方ニ稀ナラズ、分布—北海道(札幌)。

*Melitta macroceps* n. sp. (pl. LIV, Fig. 19, ♂).

♂. Dark brown. Head and thorax with long, fulvous hairs. Head large and broad; at the basis of the mandibles below each side with a long, fuscous, thorn-like projection, which at the apex being fulvous, on the outer side with 2 small tubercles. Antennae fuscous, towards the apex paler, at the apex obliquely truncated. The hind margins of the cheeks on each side triangularly projected. Pronotum on both margins transversely ridged. Mesonotum closely fine punctured, with 3 longitudinal furrows, of which the middle one being longer. Tegulae fulvous. Wing nearly hyaline, with a slight grayish tinge, veins and stigma fulvous. Abdomen oval, the first segment narrow and subpetiolate, each dorsal and ventral segment on its hind margin fulvous. Legs fuscous, the apices of the femora, the tarsi, the spurs and the claws fulvous.

Length—9 mm.

Hab.—Hokkaido (Sapporo).

(967) あかひめはなばち

第五十四圖 (20) (♀)

學名 *Sphécodes similimus* Sm.

昆蟲學上ノ地位 蜜蜂科

體ハ黒褐、灰黄ノ短毛ヲ裝フ、頭胸ニ點刻多シ、大腮ハ赤褐、觸角ハ栗色、觸角間ニ一縦隆ヲ具ヘ、中胸背ノ中央ニ淺キ一縦溝アリ、翅底鱗ハ黄褐、後胸背ノ中央ハ稍ヤ半圓形ヲナシテ光澤ヲ帶ビ、之レニ約十二條ノ不整縦隆アリ、翅ハ半透明、少シク暗黄色ヲ帶ビ、脈及ビ縁紋ハ黄褐、前縁脈ハ

暗褐、腹部ハ長卵形、初メノ二節及ビ第三節ノ前半ハ赤黄、以下ノ各節ハ黒褐、各節ノ後縁ハ光澤ヲ帶ブ、脚ハ黒褐、距及ビ末端ノ四跗節ハ黄褐、體長三分、此ハ札幌地方ニ普通ナリ、土中ニ造巢ス。

分布—北海道、本州、九州、

(968) うすあかひめはなばち

第五十四圖 (21) (♀)

學名 *Sphcodes pallidulus* Mats.

昆蟲學上ノ地位 蜜蜂科

體ハ黒色、少シク綠色ヲ帶ブ、黄褐ノ短毛多ク、點刻ヲ密布ス、額片ノ前縁及ビ大腮ノ末端ハ赤褐、觸角間ハ少シク膨起シ、額片ニ點刻少ナシ、觸角ハ暗褐、中胸背ニハ三條ノ淺キ縦溝アリテ、中央ニハ點刻少ナシ、翅底鱗ハ黄褐、後稜狀部ニハ黄色毛ヲ裝フ、後胸背ニハ不整ノ縦皺多ク、後縁ハ截斷狀ニ終リ、兩側ハ少シク隆起シ、中央ニ短カキ一縦溝アリ、翅ハ稍ヤ透明、少シク暗黄色ヲ帶ブ、脈及ビ縁紋ハ暗黄、前縁脈ハ暗褐、腹部ハ赤黄、第三及ビ第四節ノ兩側ニ於ケル前縁紋並ニ第五節ノ兩側ハ暗褐、尾節ニ灰白毛多ク、中央ニ一縦隆アリ、脚ハ暗褐、跗節ハ黄褐、距ハ黄白、體長二分四厘、此ハ九州熊本地方ニ産スレドモ稀ナリ、  
分布—九州(熊本)、

*Sphcodes pallidulus* n. sp. (pl. LIV, Fig. 21, ♀).

♀. Black, with a slight greenish tinge, closely fine punctured and short grayish yellow pubescent. Clypeus at the

anterior margin narrowly and the larger apical parts of the mandibles reddish brown. The space between the antennae slightly elevated, clypeus sparsely fine punctured. Mesonotum with 3 longitudinal narrow furrows, on the disk sparsely punctured. Tegulae fulvous. Postscutellum yellowish pubescent. Metanotum irregularly, longitudinally wrinkled, at the hind margin broadly truncated, on the sides slightly ridged, in the middle with a short longitudinal furrow. Wings almost hyaline, with a slight fulvous tinge, veins and stigma fulvous, the costal vein being fuscous. Abdomen reddish yellow, a spots on each side of the 3rd and 4th segments (at the anterior margin) and the 5th segment on the sides fuscous, pygidium with grayish white hairs, in the middle with a longitudinal ridge. Legs fuscous, tarsi fulvous, spurs pale yellow.

Length—7 mm.

Hab.—Kinshu (Kunamoto).

(969) あかづくびながばち

學名 *Xiphydria ruficeps* Mats.

第五十四圖 (22) (♀)

昆蟲學上ノ地位 樹蜂科

體ハ光澤アル黒色、頭(前頭ハ黒色)ノ大部ハ赤黄、前頭ハ粗糙ニシテ縮刻多ク、觸角間ハ隆起ス、額片ハ赤褐、大腮ハ暗褐ニシテ其中央ハ赤褐、各下唇鬚ノ基部ハ灰白、中胸背ニ縮刻多ク、三條ノ縦溝アリテ兩側ニアルモノハ廣シ、翅底鱗ハ褐色、稜狀部ノ兩側ニ小形ノ點刻ヲ裝フ、後稜狀部ノ末端ハ少シク凹陷ス、後胸背ハ稍ヤ葉狀ヲナシ、中央ニテ二葉ニ分離シ、其内側ハ滑澤ナリ、翅ハ半透明、暗色ヲ帯ビ、光線ノ工合ニテ少シク藍色ヲ現ハス、脈及ビ縁紋ハ黒色、第一腹節ハ長ク、中央ニテ二葉ニ分離ス、第二、第三及ビ第四腹節ノ前縁ハ緊縊シ、初メノ四節ノ後縁ハ狭ク赤褐、兩側ニ灰黄ノ短毛多シ、産卵管ノ末端ハ赤褐、脚ハ黒色、爪及ビ距ハ赤褐、體長六分、此ハ札幌地方ニ

産スレドモ稀ナリ、

分布—北海道(札幌)、

*Xiphodria ruficeps* n. sp. (pl. LIV, Fig. 22, ♀).

♀. Shining black, rugosely wrinkled. Head, except the front, reddish yellow; forehead very strong wrinkled, the space between the antennae elevated. Clypeus and the middle parts of the mandibles reddish brown, mandibles fuscous. Labial palpi fuscous, each at the base grayish white. Mesonotum with 3 longitudinal furrows, of which the side ones broader. Tegulae brown. Metanotum in the middle bilobed, at the inner side glabrous, postscutellum at the apex narrowly incised. Scutellum at the sides sparsely fine punctured. Wings subhyaline, fuscous, with a indigo reflection, at the apices somewhat paler, veins and stigma black. Abdomen long, the first segment in the middle bilobed, the 2nd, 3rd and 4th segments each at the anterior margin deeply constricted, the first 4 segments each at the hind margin narrowly reddish brown, on the sides with short fulvous hairs, ovipositor at the apex reddish brown. Legs black, claws and spurs reddish brown.

Length—18 mm.

Hab.—Hokkaido (Sapporo).

(970)

きあしむさばち

第五十四圖 (23)

(♀)

學名 *Cephus viator* sm.

昆蟲學上ノ地位 樹蜂科

體ハ黑色、少シク紺色ヲ帶ビ、小點刻多シ、黃褐ノ短毛多シ、觸角ハ末端ニ近ク側扁、小腮鬚ハ黃色、末節ハ暗褐、大腮ノ末端ハ赤褐、頭ニ暗褐ノ短毛多シ、前胸背ノ後縁ハ黃色、翅底鱗ハ暗褐、翅ハ稍々透明、少シク灰黄ヲ帶ビ脈及ビ縁紋ハ黃褐、後胸背ノ裸出部、第一腹節ノ兩側紋、第二、

第三、第四及ビ第五ノ後縁ハ黄色、但シ第二節帯ハ切斷セラル、尾端ハ斜ニ截斷セラレ、産卵管ハ尾節ト同長、脚ハ黑色、基節ノ一紋後基節紋ハ大ナリ、腿節ノ末端、脛節及ビ跗節ハ黄色、跗節及ビ爪ハ黄褐、體長七分一八分、此ハ札幌地方ニ稀ナラズ、分布—北海道(札幌)、

(97<sup>1</sup>) なかあかむぎばち

學名 *Cephus subrufa* Mats.

第五十四圖 (24) (♀)

昆蟲學上ノ地位 樹蜂科

體ハ黑色、微小ノ點刻ヲ密布シ、灰色ノ短毛多シ、複眼ノ内側及ビ大腮(基部及ビ末端ハ暗褐)ハ黄色、兩鬚ハ黄褐、稜狀部ニ點刻少ナク、後胸背ハ滑澤ニシテ裸出部ハ黄褐、翅ハ稍ヤ透明、光線ノ工合ニテ少シク紫色ヲ帶ブ、脈及ビ縁紋ハ暗褐、腹部ハ黑色、第二、第三、第四並ニ第五節ノ前縁ハ赤黄、産卵管ハ長ク、尾端ノ二節ヲ合シタルモノヨリモ長シ、脚ハ黑色、前肢腿節ノ末端、同脛節及ビ跗節並ニ中脛節ノ兩端ハ黄褐、後脛節ノ基部ハ黄色、中後ノ兩跗節ハ褐色、距及ビ爪ハ黄褐、體長六分、此ハ播州地方ニ産スレドモ稀ナリ、分布—本州(播州)、

*Cephus subrufa* n. sp. (pl. LIV, Fig. 24, ♀).

♀. Black, very short grayish pubescent, and closely very fine punctured. The inner sides of the eyes and the mandibles (both ends fuscous) yellow. Palpi fulvous. Scutellum sparsely punctured, metanotum glabrous, the bare portion fulvous.

Wings almost hyaline, slightly fulvous, in a certain light reflecting purple, veins and stigma fuscous. Abdomen black, the 2nd, 3rd, 4th, as well as the anterior margin of the 5th segment reddish yellow; ovipositor somewhat longer than the last 2 segments together. Legs black, the apices of the anterior femora, the same tibiae and tarsi, as well as both the ends of the middle tibiae fulvous, the hind femora at the basis yellow, spurs and claws fulvous.

Length—18 mm.

Hab.—Honshu (Harima).

(972) さばねちゆうれんじ

學名 *Hylotoma (Arge) flavipennis* Mats.

第五十四圖 (25) (♀)

昆蟲學上ノ地位 葉蜂科

體ハ黒藍色、黄褐ノ短毛ヲ裝フ、觸角ハ黒色、柄節ハ黒藍色、頭部ニ點刻多ク、後頭及ビ頰ニハ點刻少シ、大腮ノ末端及ビ兩鬚ハ暗褐、複眼ハ灰色、中胸背ノ前方及ビ稜狀部ノ基部ニ廣キ一縱溝アリ、胸部ニハ少シク小點刻アレドモ判然セズ、翅ハ半透明、鼈甲様ノ黄褐ニシテ、基部ハ少シク黒藍色ヲ帶ブ、脈及ビ縁紋ハ翅ト同色、但シ前縁脈ノ基部ハ黒藍色、腹部ノ長サハ約胸部ノ二倍アリテ中央ハ少シク濃色、各節ノ基部ハ溝ヲナシク少シク緊縊ス、尾端ハ少シク淡黄褐、腹面ノ兩側ハ光線ノ工合ニヨリ金色ヲ現ハス、脚ハ黒藍色、距ハ黒色、爪ハ黄褐、各跗節ノ末端ニ卵形ノ附屬物アリテ之レハ黄褐ナリ、體長六分、此ハ臺灣地方ニ産スレドモ稀ナリ、分布—臺灣(魚池)。

*Hylotoma (Arge) flavipennis* n. sp. (pl. LIV, Fig. 25, ♀).

♀. Dark indigo blue, with short fulvous hairs. Antennae black, scapi indigo blue. Forehead closely very fine, cheeks and occiput sparsely punctured. The apices of the mandibles and the palpi fuscous. Eyes grayish. Mesonotum anteriorly and scutellum at the base with a broad longitudinal furrow; thorax almost impunctured. Wings subhyaline, bright fulvous, at the basis narrowly blue, veins (blue at the base) and the stigma fulvous. Abdomen large, in the middle somewhat deeper in color, at the base of each segment narrowly constricted, at the apex of the pygidium narrowly light fulvous; the abdomen in a certain light at the ventral sides reflecting a golden lustre. Legs blue, spurs black, claws yellowish brown, an oval appendage at the apex of each tarsal joint fulvous.

Length—18 mm.

Hab—Formosa (Gyochi, near Horisha).

(973)

すゞきちうれんじ

第五十四圖 (26)

(♀)

學名 *Hylotoma (Arge) suzuki* Mats.

昆蟲學上ノ地位 葉蜂科

體ハ黒綠色、灰色ノ短毛ヲ装ヒ、小點刻ヲ粗布ス、觸角ハ黄褐、基部ノ二節ハ黑色、前頭ニY字形ノ縦隆アリ、大腮ノ末端及ビ兩鬚ハ黄褐、中胸背ノ前縁ニ判然セザル一縦溝アリ、翅半透明、少シク灰白色ヲ帶ビ、縁紋及ビ脈ハ暗褐、縁紋下ニ淡キ暗色ノ一帯アリ、腹部ハ黑色、初メノ三腹節ハ暗黄色、尾端ノ二節ハ少シク藍色ヲ帶ブ、尾節ノ後縁ハ細ク黄褐、脚ハ黑色、前肢腿節ノ末端、同脛節及ビ跗節ハ灰白、中後兩脛節基部ノ大半並ニ距ハ白色、爪ハ黄褐、體長二分七厘、此ハ京都地方ニ産ス、鈴木元治郎氏ノ採集ニ係ルモノナリ、



分布—本州(京都)、

*Hylotoma (Argc) suzuki* n. sp. (pl. LIV, Fig. 26, ♀).

♀. Greenish black, with short grayish hairs, and few very fine punctures. Antennae fulvous, 2 basal joints being black. Fore head in the middle with a longitudinal y-shaped ridge, mandibles at the apices and the palpi fulvous. Mesonotum anteriorly with a longitudinal short furrow. Wings subhyaline, with a slight grayish tinge, veins and stigma fuscous, below the stigma with a broad smoky band. Abdomen black, the first 3 segments dark yellow, 2 apical segments with a blue reflection, the pygidium at the hind margin very narrowly fulvous. Legs black, the anterior femora at the apices, the same tibiae and tarsi fulvous, the basal halves of the middle and posterior tibiae, as well as the spurs white, the claws fulvous.

Length—8 mm.

Hab.—Honshu (Kyoto, collected by Mr. M. Suzuki).

(974) はこねまつはばち

第五十四圖 (27) (♀)

學名 *Lophyrus hakonensis* Mats.

昆蟲學上ノ地位 葉蜂科

體ハ黑色、點刻多ク、灰白ノ短毛ヲ裝フ、觸角ノ基部、上唇、兩鬚、前胸背ノ兩側(肩部)、翅底鱗、第一腹節並ニ各腹節ノ前後縁(細ク)ハ黃白、觸角及ビ大腮ハ黃褐、後者ノ基部ハ黑褐、大腮ノ基部ニアル一紋ハ白色、後頭及稜狀部ノ大部ハ褐色、翅ハ稍ヤ透明、少シク灰黃ヲ帶ビ脈及ビ縁紋ハ暗褐、但シ後者ノ外側ハ黃褐、腹部ノ黃色帶ハ尾端ニ到ルニ從ヒ幅ヲ増ス、各腹面節ノ基部ニモ黃白帶アリ、脚ハ黑褐、轉節大部、腿節ノ末端、脛節、跗節及ビ爪ハ黃白、爪ノ末端及ビ距ハ褐色、體長三

分三厘、此ハ箱根地方ニ産スレドモ稀ナリ、  
分布—本州(箱根)、

*Lophyrus hakonenis* n. sp. (pl. LIV, Fig. 27, ♀).

♀. Black, closely large punctured and grayish short pubescent. The basal parts of the antennae, the labrum, the palpi, the shoulders, the tegulae, the first abdominal segment, as well as each following segment at anterior and posterior margins narrowly yellowish white. Antennae and mandibles fulvous, the latter at the basis fuscous, and near the base each with a small white spot. Occiput and the larger part of the scutellum castaneous brown. Wings almost hyaline, with a slight fulvous tinge, veins and stigma fuscous, the latter on the outside fulvous. The yellowish bands of the abdomen increase the breadth towards the apex. Legs fuscous, the larger parts of the trochanter, the apices of the femora, the tibiae, the tarsi and the claws yellowish white, the apices of the claws and the spurs fulvous.

Length—10 mm.

Hab.—Honsu (Hakone).

(975) まつむなくろはばち

第五十五圖 (1) (♀)

學名 *Lophyrus pini* L. var. *nigripictus* Mats.

昆蟲學上ノ地位 葉蜂科

體ハ黃白、點刻多シ、頭、中胸背ノ三大紋、後稜狀部、中胸片及ビ腹部ノ中央ハ黑色、觸角及ビ後頭ハ暗褐、額片ノ前縁ハ黃褐、大腮ハ赤褐、其基部ハ暗褐、後稜狀部ハ粗糙ニシテ大點刻ヲ密布ス、稜狀部ニハ點刻少ナク、後縁少シク暗色ヲ帶ブ、翅ハ半透明、少シク灰黃ヲ帶ビ、縁紋ハ暗褐、其

外縁及ビ脈ハ黃褐、第三、第四及ビ第五腹節(其兩側ヲ除キ)、第六節ノ中央及ビ尾節ノ基部ハ黑色ヲ呈ス、脚ハ黃褐、前肢ハ淡黃褐、後肢ハ黒褐、體長二分七厘、此ハ京都地方ニ産スレドモ稀ナルガ如シ、

分布—本州(京都)、

*Lophyrus pini* L. var. *nigripictus*. n. (pl. LV. Fig. 1, ♀).

♀. Differs from the type species in the following points:—

1. Antennae at the basis castaneous brown.

2. Mesosternum dark fuscous.

3. Legs fulvous, hind legs dark brown.

Hab.—Honshu (Kyoto).

(976) せぐろひげながはばち

第五十五圖 (2) (♀)

學名 *Nematus dorsalis* Mats.

昆蟲學上ノ地位 葉蜂科

體ハ淡黃褐、單眼ノ部分、觸角ノ基部、第一及ビ第二節ノ縱條、稜狀部ノ一紋、後胸背、中胸片及ビ腹背ノ大部(末端及ビ兩側ヲ除キ)ハ黑色、但シ腹部ハ光線ノ工合ニテ少シク藍色ヲ帶ブ、大腮ノ末端ハ暗褐、觸角ハ黃褐ニシテ長ク、末端ハ細シ、胸背ハ光澤ヲ帶ビ、小點刻多シ、翅ハ半透明、翅底ノ大半ハ鼈甲様ノ灰黃色ヲ帶ビ、外半ハ稍ヤ透明ニシテ少シク黃色ヲ帶ブ、縁紋ハ淡黃褐、其基部及ビ脈ハ暗褐、腹背ノ中央ハ隆起シ、尾端ニ二個ノ細キ糸狀突起アリ、脚ハ淡黃褐、後肢ノ基節ハ

暗褐、體長二分八厘、此ハ播州地方ニ産スレドモ稀ナリ、  
分布—本州(播州)、

*Nematus dorsalis* n. sp. (pl. LV, Fig. 2, ♀).

♀. Fulvous, the ocellal region, the basal 2 joints and a longitudinal line of the antenna, a spot of the scutellum, the metanotum, the mesosternum and the larger part of the abdomen, except the sides and the apex, black, the latter in a certain light reflecting a indigo blue tinge, the apices of the mandibles fuscous. Thorax closely fine punctured. Wings at the basal halves subhyaline, fulvous, at the apical halves almost hyaline, with a slight yellowish tinge, stigma fulvous, at the base fuscous, veins dark brown. Abdomen at the apex with 2 long slender appendages. Legs fulvous, the larger parts of the hind coxae fuscous.

Length—10.8 mm

Hab.—Honshu (Harima, rare).

(977)

きあしひげながはばち

第五十五圖 (3) (♀)

學名 *Holconemc flavipes* Mats.

昆蟲學上ノ地位 葉蜂科

體ハ黑色、大腮ハ黄褐、基部ニ暗褐ノ一紋アリ、兩鬚ハ灰白、觸角ハ黑色、鞭狀ニシテ長ク、基部少シク暗褐、胸部ニ點刻ヲ密布ス、翅ハ稍ヤ透明、少シク黄色ヲ帶ビ、脈及ビ綠紋ハ暗褐、前縁、前縁脈及ビ中脈ハ黄褐、腹部ハ中央ニテ幅廣シ、産卵管ハ黄白、脚ハ淡黄褐、後脛節(基部ヲ除キ)及ビ同跗節ハ黑褐、距及ビ爪ハ黄色、體長三分三厘、此ハ札幌地方ニ産スレドモ稀ナリ、

分布—北海道(札幌)。

*Holconeme flavipes* Mats. (pl. LV, Fig. 3, ♀).

♀, Black, closely fine punctured. Mandible fulvous, at the base with a fuscous spot. Palpi grayish white. Antennae black, at the basis somewhat fuscous. Wings almost hyaline, with a slight fulvous tinge, veins and stigma fuscous, the costa, the costal and middle veins fulvous. Abdomen broadest in the middle, ovipositor fulvous. Legs pale fulvous, the hind tibiae (except the apices) and the same tarsi dark fuscous, the claws and spurs pale yellow.

Length—10 mm.

Hab.—Hokkaido (Sapporo, rare).

(978) しだきをびはばち

第五十五圖 (♂)

學名 *Strongylogaster annularis* Mats.

昆蟲學上ノ地位 葉蜂科

體ハ黑色、灰白ノ短毛多シ、微小ノ點刻多シト雖モ後頭ノ兩側ニアルモノハ大ニシテ粗ナリ、大腮ノ末端ハ赤褐、兩鬚ハ灰色、觸角ハ短カク、九節ヨリ成リ、末端ハ細シ、翅底鱗及ビ後胸背ノ二紋ハ白色、翅ハ稍ヤ透明、前翅ハ少シク黄色ヲ帶ビ、前縁及ビ縁紋ハ黄褐、脈ハ暗褐、各腹節(第一節ヲ除キ)ノ後縁ハ黄色、第三節ヨリ以下尾節迄黄褐乃至暗褐、腹面ハ大部黄色、兩側及ビ第四節ノ中央ニテ暗褐ヲ帶ズ、脚ハ黄色、基節、轉節及ビ腿節ノ基部ハ暗褐、體長三分二厘、此ハ札幌地方ニ産スレドモ稀ナリ、  
分布—北海道(札幌)。

*Strongylogaster annularis* n. sp. (pl. LV, Fig. 4, ♀).

♀. Black, with very fine grayish hairs and very fine punctures, the punctures at the sides of the occiput being large and sparse. Mandibles at the apices reddish brown, palpi grayish, at the basis somewhat fuscous. Antennae black, towards the apices narrow. Wings hyaline, the fore wings with a slight fulvous tinge, veins fuscous, the costal vein and the stigma being fulvous. Abdomen fulvous, at the base black, each segment, except the first segment, at the hind margin yellowish, venter pale fulvous, at the sides and towards the apex with some fuscous spots. Legs yellow, coxae, trochanter and the basal parts of the femora fuscous.

Length—10 mm.

Hab.—Hokkaido (Sapporo, rare).

(979) たけだはばち

第五十五圖 (5) (♀)

學名 *Tenthredo takedae* Mats.

昆蟲學上ノ地位 葉蜂科

體ハ黃綠色、黑色ノ短毛多ク、微小ノ點刻アレドモ餘リ判然セズ、觸角(下面及ビ柄節ノ末端ハ黃綠、頭頂ノH字形紋、觸角間ノハ字紋、中胸背ノ溝、稜狀部ノ後方及ビ脚ノ一縱條ハ黑色、大腮ノ末端ハ暗褐、翅ハ稍ヤ透明、脈ハ暗褐、前緣及ビ緣紋ハ黃白、腹部ニ斑紋ヲ缺キ、唯ダ第二節ノ基部ニテ少シク黑色ヲ帶ブ、脚ハ黃綠、黑色ノ短毛多ク、腿節及ビ脛節ノ外側ニ一黑條ヲ縱走シ、距及ビ爪ノ末端ハ少シク赤褐ヲ帶ブ、體長三分五厘、此ハ竹田久吉氏ノ白馬山頂ニ捕獲セル珍産ナリ、分布—本州(信州白馬山)。

*Tenthredo takedae* n. sp. (pl. LV, Fig. 5, ♀).

♀. Yellowish green, with short black hairs and very fine punctures. Antennae (the undersides and the apices of the scapi yellowish green), H—shaped mark in the middle of the vertex, 2 oblique, each other converging lines between the antennae, the furrows of the mesonotum, the posterior region of the scutellum, as well as a longitudinal line of each leg black. The apices of the mandibles fuscous. Wings hyaline, veins fuscous, the costa and the stigma being pale yellowish. Abdomen unspotted, at the base of the 2nd segment very narrowly black. Legs yellowish green, with short black hairs, femora and tibiae each with a longitudinal black line, the spurs and claws at the apices narrowly reddish brown.

Length—10.5 mm.

Hab.—Honshu (Alt. Hakuba in the province of Shinano, collected by Mr. K. Takeda).

(980) みつはしはぼち

第五十五圖 (6) (♀)

學名 *Macrophya mitsuhashii* Mats.

昆蟲學上ノ地位 葉蜂科

體ハ黑色、額片、上唇、大腮末端ハ暗褐、肩部及ビ第一腹節ノ兩側紋ハ黄色、觸角ハ末端ニテ暗褐、兩鬚ハ暗黄、頭ニハ點刻ヲ粗布シ、胸背ニハ點刻ヲ密布ス、翅ハ稍ヤ透明、前翅ハ少シク黄色ヲ帶ビ、縁紋及ビ脈ハ暗褐、前縁及ビ劍狀室ノ兩脈ハ黄褐、腹部ハ少シク光澤ヲ帶ビ、第一腹節ノ中央ハ凹陷シ、第六節最モ幅廣シ、脚ハ暗褐、腿節ノ末端及ビ内側、脛節(末端ハ暗色)並ニ跗節ハ黄褐、但シ前肢ノ跗節ハ少シク淡色ナリ、體長四分、此ハ札幌地方ニ於テ初メテ三橋信治氏ノ採集セルモノナリ、

分布—北海道(札幌)。

*Macrophya mitsuhashii* n. sp. (pl. LV, Fig. 6, ♀).

♀. Black. Clypeus, labrum, mandibles (the apices fuscous), shoulders and a spot on each side of the first abdominal segment yellow. Antennae black, at the apices fuscous. Palpi dark yellow. Head sparsely and thorax closely fine punctured. Wings almost hyaline, with a slight fulvous tinge, the costal area being fulvous; the veins and stigma fuscous, the brachial and humeral veins fulvous. Abdomen somewhat shining, the 6th segment broadest. Legs fuscous, the apices and the inner sides of the femora, the tibiae (the apices fuscous) and the larger parts of the tarsi fulvous, the anterior tarsi being paler.

Length—12 mm.

Hab.—Hokkaido (Sapporo, collected by Mr. S. Mitsuhashi).

(981)

くろはばち

學名 *Macrophya ignava* Sm.

第五十五圖(7)

(♀)

昆蟲學上ノ地位 葉蜂科

體ハ黑色、灰白ノ短毛多シ、額片、上唇、大腮(末端ハ暗褐)、兩鬚末端ハ少シク暗色ヲ帶ブ、前胸背後縁ノ兩側、翅底鱗前半部及ビ脚ノ斑紋ハ黄色、翅ハ稍ヤ透明、前翅ハ少シク黄色ヲ帶ブ、脈及ビ線紋ハ暗褐、外縁及ビ後縁ノ脈並ニ後翅ノ脈ハ黄褐、腹部ハ圓柱形ニシテ第一及ビ第二節少シク太シ、脚ハ黑色、基節ノ末端、轉節、腿節ノ末端、其内側並ニ脛節(兩端ヲ除キ)及ビ距ハ黄色、但シ前肢脛節ノ内側ハ黄色、後肢ノ距ハ暗褐、前中兩跗節ニアル各跗節ノ中央ハ暗黄、爪ハ黄褐、體長三分五厘、此ハ京都地方ニ普通ナリ、



分布—北海道、本州、九州、

(982) きばらはぼち

第五十五圖 (8) (♂)

學名 *Macrophya flavoventralis* Mats.

昆蟲學上ノ地位 葉蜂科

體ハ黑色、微小ノ點刻多シ、前頭、後頭ノ兩側ニアル横紋、頰、大腮(末端ハ暗褐)、兩鬚、觸角ノ下面、肩部、中胸背前線ノ二紋、翅底鱗、稜狀部、其前後ノ一紋、後胸背ノ中央紋、體下及ビ脚ハ黄色、翅ハ稍ヤ透明、前翅ハ微ニ黄色ヲ帶ビ、脈及ビ線紋ハ暗褐、腹部ハ平タク、各節ノ後縁ハ白色、尾端ノ二突起ハ暗灰色、腿節、脛節及ビ跗節ノ内側ニ黑色ノ一縦條アリ、距ハ黄白、但シ後肢ノ距ハ其末端ニテ暗褐、體長二分五厘、此ハ札幌地方ニ産スレドモ稀ナリ、  
分布—北海道(札幌)、

*Macrophya flavoventralis* n. sp. (pl. LV, Fig. 8, ♂).

♂. Black, closely fine punctured. Forehead, cheeks, a transverse spot on each side of the occiput, the mandibles (the apices fuscous), the palpi, the undersides of the antennae, the shoulders, 2 spots on the anterior part of the mesonotum, the tegulae, the scutellum, a spot just fore the scutellum, the postscutellum, a middle spot of the metanotum, the under side of the body, as well as the legs yellow. Wings almost hyaline, with a very slight fulvous tinge, veins and stigma fuscous. Abdomen flat, each hind margin narrowly white, the caudal appendages dark gray. A longitudinal stripe of the femora, tibiae and tarsi black, the spurs pale yellow, the hind spurs at the apices fuscous.

Length—7.5 mm.

Hab.—Hokkaido (Sapporo, rare).

(983) はねながはばち

第五十五圖 (9) (♀)

學名 *Allantus longipennis* Mats.

昆蟲學上ノ地位 葉蜂科

體ハ黑色、頭ニ粗大ノ縮刻多ク、胸背ニハ點刻多シ、複眼ノ内側、額片、上唇及ビ觸角ノ附着部ハ黄色、觸角ハ暗褐、基部ノ三節及ビ大腮ハ赤褐、兩鬚ハ暗黄、小腮鬚ノ末端及ビ基部ハ暗褐、頰ノ下方、後頭兩側ノ一横紋、前胸背ノ後縁及ビ翅底鱗中央ハ暗褐ハ黄褐、稜狀部ハ三稜形ヲナシテ突出ス、翅ハ腹端ヨリモ遙ニ長ク、稍ヤ透明ニシテ少シク黄褐ヲ帶ビ、脈ハ暗褐、横脈、前縁及ビ縁紋ハ黄褐、後胸側ノ一紋、第一腹節、第三腹節後縁ノ兩側、第四乃至第七腹節ノ後縁、第八及ビ第九腹節ノ大部並ニ各腹面節ノ後縁ハ黄色、脚ハ黒褐、基節ノ末端及ビ轉節ノ一紋但シ後轉節ハ全部黄色ハ黄色、腿節ノ末端、脛節、跗節、距及ビ爪ハ黄褐、但シ距ノ末端ハ少シク暗褐ヲ帶ブ、體長五分、此ハ札幌地方ニ産スレドモ稀ナリ、  
分布—北海道(札幌)。

*Allantus longipennis* n. sp. (pl. LV, Fig. 9, ♀).

♀. Black. Head rugosely wrinkled, thorax closely very fine punctured. The inner sides of the eyes, the clypeus, the labrum and the basis of the antennae yellow. Antennae fuscous, the basal 3 joints and the mandibles (the apices fuscous) reddish brown, palpi dark yellow, maxillary palpi on both ends fuscous. The lower parts of the cheeks, a transverse spot on each side of the occiput, the hind margin of the pronotum and the tegulae (in the middle fuscous) yellowish brown.

Scutellum sharp pyramidally elevated. Wings almost hyaline, with a slight fulvous tinge, the longitudinal veins fuscous, the cross veins and the stigma fulvous. A spot on each side of the metanotum, the first abdominal segment, except the base, the hind margin of the 3rd segment at the sides, the 4th—7th segments on each hind margin, the 8th and 9th largely, as well as the hind margin of each ventral segment yellow. Legs fuscous, the apical parts of the coxae, a spot of each coxa (the hind coxae wholly yellow), the apices of the femora, the tibiae, the tarsi, the spurs as well as the claws fulvous, the spurs at the apices being fuscous.

Length—15 mm.

Hab.—Hokkaido (Sapporo, quite rare).

(984) まへこぶはばち

第五十五圖 (10) (♀)

學名 *Selandria japonica* Mats.

昆蟲學上ノ地位 葉蜂科

體ハ黑色、灰色ノ短毛ヲ裝ヒ、小點刻多シ、大腮ノ末端ハ赤褐、兩鬚ハ暗黃、前胸背ノ兩側、翅底鱗、後胸背ノ二紋、各腹節及ビ各腹面節ノ後緣ハ暗黃、胸背ハ光澤ヲ帶ビ、點刻ヲ缺キ、前方ニハ微小ノ縮刻アリ、翅ハ透明、少シク黃色ヲ帶ビ、脈及ビ緣紋ハ暗褐、腹部ハ黑褐、第五節最モ廣シ、脚ハ黃白、基節ノ基部、轉節、腿節(末端ヲ除キ)、脛節ノ末端及ビ跗節ノ大部ハ暗褐、體長二分五厘、此ハ札幌地方ニ稀ナラズ、

*Selandria japonica* n. sp. (pl. IV, Fig( 10, ♀).

♀. Black, with very short grayish hairs and very fine punctures. The apices of the mandibles reddish brown, the

palpi, the pronotum on the sides, the tegulae, 2 spots of the metanotum, the hind margin of each dorsal and ventral segment pale yellowish brown. Mesonotum shining, nearly impunctured, on the frontal part very fine wrinkled. Wings nearly hyaline, with a slight fulvous tinge, veins and stigma dark brown. Abdomen fuscous, the 5th segment broadest. Legs yellowish white, the coxae at the basis, the larger parts of the trochanter, the femora (except the apices), the tips of the tibiae, as well as the tarsi fuscous.

Length—7.5 mm.

Hab.—Hokkaido (Sapporo).

(985)

もいははばち

學名 *Allantus moiwasanus* Mats.

第五十五圖 (11) (♂)

昆蟲學上ノ地位 葉蜂科

體ハ黃褐、黃白毛多シ、頭頂ハ黑色、額片、上唇及ビ兩鬚ハ黃白、大腮ノ末端ハ黑褐、中胸背ニハ點刻多シ、前胸背ノ兩側、翅底鱗、稜狀部及ビ後稜狀部ハ淡黃褐、稜狀部ハ少シク隆起ス、翅ハ半透明、少シク黃色ヲ帶ビ、外縁ノ三分ノ一ハ暗色、脈ハ暗褐、前縁及ビ點紋ハ黃褐、腹部ハ尾端ニ至ルニ從ヒ其幅ヲ増シ、第一節ノ前後兩縁ハ少シク黑色、尾端ノ兩側ニ稍ヤ葉狀ノ附屬物アリ、脚ハ黃褐、爪ノ末端ハ暗褐、體長四分五厘、此ハ札幌地方ニ産スレドモ稀ナリ、  
分布—北海道(札幌)、

*Allantus moiwasanus* n. sp. (pl LV, Fig. 11, ♂).

♂. Yellowish brown, with pale yellowish hairs. Vertex black. Clypeus, labrum and palpi pale yellow, the apices of

the mandibles fuscous. Mesonotum closely fine punctured. Pronotum on the sides, the tegulae, the scutellum and the post-scutellum pale yellow, the scutellum being somewhat elevated. Wings subhyaline, with a slight fulvous tinge, on the apical one third fuscous, veins dark brown, the costa and the stigma fulvous. Abdomen towards the apex somewhat broader, the first segment at the anterior and posterior margin narrowly black, the pygidium at the apex on each side with a leaf-like appendage. Legs fulvous, the claws at the apices fuscous.

Length—13.5 mm.

Hab.—Hokkaido (Sapporo).

(986)

ふじはばち

第五十五圖 (12) (♀)

學名 *Macrophya fujisana* Mats.

昆蟲學上ノ地位 葉蜂科

體ハ黑色、光線ノ工合ニテ少シク紫藍色ヲ現ハス、灰色ノ短毛多ク、小點刻ヲ密布ス、上唇ハ白色、小腮鬚ハ暗黄、下唇鬚ハ暗褐、觸角ハ暗褐、第三節ノ末端、第四節及ビ第五節ノ基部ハ黄白、頭ノ兩側及ビ中央ニ縦溝ヲ裝フ、翅底鱗ハ暗褐、翅ハ透明、少シク黄色ヲ帶ブ、脈及ビ縁紋ハ暗褐、腹部ノ中央ハ少シク淡色、第三及ビ第四節ノ兩側及ビ基部ハ灰白、産卵管ハ長シ、脚ハ黒褐、前肢腿節ノ末端、脛節、跗節及ビ距ハ淡黄褐、中肢腿節ノ末端ハ黄褐、體長四分、此ハ富士ノ裾野ニテ捕獲セラレタリ、

分布—本州(富士)、

*Macrophya fujisana* n. sp. (pl. LV, Fig. 12, ♀).

♀. Black, in a certain light reflecting dark indigo blue, with short grayish hairs, and very fine punctures. Labrum white, maxillary palpi fulvous, labial palpi fuscous. Antennae fuscous, the 3rd joint at the apex, the 4th and the basal part of the 5th joint yellowish white. Tegulae fuscous. Wings hyaline, with a very slight yellowish tinge, veins and stigma fuscous, the latter being somewhat paler; the lanceolate cell without cross vein. Abdomen in the middle paler, the 3rd and 4th segments on the sides and at the basis grayish white. Ovipositor long. Legs dark brown, the tibiae, tarsi, spurs and the tips of the femora of the anterior legs pale fulvous, the middle femora at the apices somewhat paler.

Length—12 mm.

Hab.—Honshu (Fuji).

(987) ふたすぢひめばち

第五十五圖 (13) (♂)

學名 *Ichneumon bivittatus* Mats.

昆蟲學上ノ地位 姬蜂科

體ハ黑色、點刻ヲ粗布シ、灰色ノ短毛ヲ裝フ、複眼ノ周圍、前頭、大腮兩端ハ暗褐、兩鬚、前胸背ノ後緣、翅底鱗、其直下ノ一紋、中胸背ノ細キニ縱紋、前中兩胸ノ兩側紋及ビ稜狀部ノ二縱紋ハ黃白、後胸背ニ網狀ノ隆起アリ、翅ハ半透明、少シク灰黃ヲ帶ビ、外緣ハ少シク暗色ヲ呈ス、脈及ビ綠紋ハ黑褐、外緣ノ脈ハ黃褐、脚ハ黃白、前中兩肢ニ於ケル腿節及ビ脛節ノ外側(兩端ヲ除キ)ハ暗褐、後肢ハ黃色、基節ノ兩端及ビ轉節、腿節並ニ脛節ノ末端ハ黑色、第二、第三及ビ第四腹節ノ背上ニ縱針痕ヲ具ヘ、此各節ノ後緣ハ細ク赤褐ナリ、體長六分五厘、此ハ京都ニテ鈴木元次郎氏ノ採集ニ

係ルモノナリ、  
分布—本州(京都)、

*Ichneumon bivittatus* n. sp. (pl. LV, Fig. 13, ♂).

♂. Black, with short grayish hairs and a few punctures. The circumference of the eye, the fore head, the mandibles (both ends fuscous), the palpi, the hind margin of the pronotum, the tegulae, a spot just below the tegula, 2 narrow longitudinal lines of the metanotum, 2 longitudinal marks of the scutellum, as well as a large spot on each side of the pro- and mesopleurae yellowish white. Wings subhyaline, with a very slight fulvous tinge, at the outer margin somewhat infuscated; veins and stigma fuscous. Abdomen flat, the 3rd, 4th and 5th in the middle longitudinally acciliated, the same segments on each hind margin narrowly reddish brown. Legs pale yellow; the anterior and middle legs on the outersides and the tips of the same femora fuscous; the hind legs yellow, coxae, trochanter except the middle, as well as the apices of the femora and tibiae of the hind legs fuscous.

Length—19.5 mm.

Hab.—Honshu (Kyoto, collected by Mr. M. Suzuki).

(988) あいのひめばち

第五十五圖(15) (♀)

學名 *Ichneumon ainous* Mats.

昆蟲學上ノ地位 姬蜂科

體ハ暗褐、灰色ノ短毛ヲ裝ヒ、點刻ヲ密布ス、複眼ノ内側、大腮及ビ觸角ノ中央、兩鬚、稜狀部、第二及ビ第三腹節基部紋並ニ尾端ハ黃色若クハ淡黃褐、觸角柄節ノ前方並ニ翅底鱗ハ赤褐、翅ハ半透明、少シク暗黃ヲ帶ビ、脈及ビ縁紋ハ黃褐、前翅ノ前縁脈及ビ中脈ハ暗褐、腹部ニ點刻多ク、第

二節ノ基部ニアル斑紋ハ第三節ニアルモノヨリハ濃色ニシテ横帯ヲナス、第三節ニアルモノハ卵形、各節ノ後縁ハ細ク赤褐、脚ハ暗褐、基節ノ末端、轉節ノ兩端及ビ腿節ノ基部ハ細ク赤褐、脛節ノ基部ニ近キ中央ハ黄色、跗節、距及ビ爪ハ黄褐、體長四分五厘、此ハ札幌地方ニ産スレドモ餘リ多カラズ、

分布—北海道(札幌)、

*Ichneumon ainouicus* n. sp. (pl. LV, Fig. 15, ♀).

♀. Dark brown, with short grayish hairs and very dense punctures. The inner sides of the eyes, the mandibles and antennae in the middle, the palpi, the scutellum, a band at the base of the 2nd and a spot on each side of the 3rd abdominal segment, as well as the tip of the abdomen yellow or pale yellowish brown. Scapi on the front and the tegulae reddish brown. Wings subhyaline, with a fulvous tinge, veins and stigma fulvous, the costal and middle veins of the anterior wings fuscous. Legs fuscous, the apices of the coxae, the trochanter except both ends, the apices of the femora narrowly reddish brown, the middle spot of each tibia yellow, the tarsi, the spurs as well as the claws yellowish brown.

Length—13.5 mm.

Hab.—Hokkaido (Sapporo).

(989) はらあかひめばち

學名 *Ichneumon cursorius* Sm.

昆蟲學上ノ地位 姬蜂科

體ハ暗褐、小點刻多ク、黄褐ノ短毛ヲ装フ、複眼ノ内側、前頭、觸角中央ハ黄白、兩鬚、大腮(末端

第五十五圖 (16) (♀)



ハ暗褐、肩部、翅底鱗、腹部及ビ脚ノ大部ハ赤褐、稜狀部ハ黄色、點刻ヲ粗布ス、後胸背ハ粗糙ニシテ網目狀ノ隆起ヲ具ヘ、兩側ニ短カキ棘狀突起アリ、翅ハ稍ヤ透明、鼈甲様ノ黄褐ヲ帶ビ、縁紋及ビ脈ハ黄褐、第一腹節ハ黑褐ニシテ兩側ニ縱溝ヲ具ヘ、末端ニ多數ノ細キ縱皺ヲ裝フ、第二、第三及ビ第四節ノ後縁ハ暗褐、脚ハ黄褐、基節、轉節ノ外側及ビ腿節ノ上面ハ暗褐、體長四分五厘、此ハ東京地方ニ普通ナリ、分布—本州、九州、

(990) かばいろひめばち

學名 Ichneumon (Stenichneumon) versicolor Mats.

第五十五圖 (17) (♀)

昆蟲學上ノ地位 姬蜂科

體ハ暗褐、前頭ニハ粗大ノ點刻多ク、灰色ノ短毛ヲ裝フ、前胸側、後胸及ビ初メノ三腹節ハ赤褐、複眼ノ内側、觸角中央ノ内側、前胸背ノ細キ後縁、翅底鱗ノ前縁、稜狀部、後胸背ノ後縁角、第一腹節ノ後縁、第二及ビ第三節後縁ノ兩側紋、第五、第六及ビ第六節後縁ノ中央紋ハ黄白、大腮ハ黄褐、末端ハ暗褐、兩鬚ハ暗黄、前頭、後頭及ビ頬ハ黑褐ニシテ、少シク紫藍色ヲ帶ブ、觸角ハ暗褐、各節ノ中央ニ横隆アリテ、接合部ハ明ニ緊縊ス、胸部ニ點刻多ク、中胸背ノ兩側ハ黑褐、後胸背ニハ網目狀ノ隆起アリ、翅ハ稍ヤ透明、少シク黄褐ヲ帶ビ、全面ニ暗褐ノ短毛多シ、脈及ビ縁紋ハ黄褐、前縁ハ暗褐、腹部ハ細ク、第二節基部ノ兩側ニ卵形ノ一凹陷アリ、第二及ビ第三節ノ後縁及ビ殘餘ノ腹節ハ暗褐、脚ハ暗褐、前中兩肢ノ基節紋、轉節ノ末端、腿節外側ノ上半及ビ末端、脛節、

跗節、距及ビ後肢ノ轉節ハ黃色、後肢ノ脛節及ビ跗節ハ黃褐、體長五分五厘、此ハ札幌地方ニ産ス  
レドモ稀ナリ、  
分布—北海道(札幌)、

*Ichneumon (Stenichneumon) versicolor* n. sp.

(pl. LV, Fig. 17, ♀).

♀. Dark brown, closely fine punctured, the punctuation on the fore head being larger and somewhat sparser; with short grayish hairs. Propleurae, metathorax and the first 3 abdominal segments reddish brown. The inner sides of the eyes, the middle parts of the antennae inferiorly, the narrow hind margin of the pronotum, the anterior margins of the tegulae, the scutellum, the hind angles of the metanotum, the hind margin of the first abdominal segment, a basal spot on each side of the 2nd and 3rd segments, a middle spot on each hind margin of the following 3 segments yellowish white. Mandibles fulvous, at the apices fuscous, the palpi dusky yellow. Fore head, occiput and cheeks dark, with a slight bluish tinge. Antennae fuscous, each joint strong constricted. Mesonotum on the sides infuscated, metanotum reticulated. Wings nearly hyaline, with a fulvous tinge, covered with short fuscous hairs, veins and stigma fulvous, the costal vein being fuscous. Abdomen narrow, the 2nd segment at the base with 2 oval impressions, the 2nd and 3rd segments at the hind margins and the remaining apical segments fuscous. Legs fuscous, a coxal spot, the apices of the trochanter and femora, the outer apical halves of the femora, the tibiae, the tarsi and the spurs of the anterior and middle legs, as well as the trochanter of the hind legs yellow, the hind tibiae and tarsi fulvous.

Length—16.5 mm.

Hab.—Hokkaido (Sapporo).

(991) こはだひめばち

第五十五圖 (18) (♀)

學名 *Ichneumon (Matsumuraius) towadensis* Mats.

昆蟲學上ノ地位 姬蜂科

體ハ黑色、點刻ヲ粗布シ、黃褐ノ短毛多シ、前頭、大腮末端及ビ下縁ハ暗褐、複眼ノ兩側(細ク)、兩鬚、觸角柄節ノ前面、前胸背ノ後縁(細ク)、翅底鱗ノ中央、其直下ノ一縦紋及ビ稜狀部ノ中央ハ黃色、觸角黑褐、後胸背ニアル網狀ノ隆起ハ高シ、翅ハ半透明、少シク暗黄ヲ帶ビ、縁紋及ビ脈ハ暗褐、第二及ビ第三腹節並ニ第二、第三及ビ第四腹面節ハ赤褐、第二節基部ノ兩側ニ卵形ノ凹陷ヲ具ヘ、第一節ニアル縦隆ハ高シ、脚ハ黃色、前肢基節及ビ腿節ノ外側、同脛節外側ノ末端、中肢腿節ノ外側、後肢ノ基節、腿節及ビ脛節ノ末端並ニ跗節(第一節ヲ除キ)ノ大部ハ暗褐、距及ビ爪ハ黃色、爪ノ末端ハ赤褐、體長八分五厘、此ハ青森十和田湖畔ニテ捕獲セラレタリ、分布—本州、

*Ichneumon (Matsumuraius) towadensis* Mats.

(pl. I, V, Fig. 18, ♀).

♀. Black, with short fulvous hairs and sparse punctures. Forehead, mandibles (the apices and the lower margins fuscous), both the narrow margins of the eyes, the scapi on the front, the pronotum at the narrow hind margin, the tegulae in the middle, a longitudinal bar just below the tegula, as well as the scutellum in the middle yellow. Antennae fuscous. The reticulation of the metanotum distinct. Wings subhyaline, dark yellow, the veins and stigma fulvous. The 2nd and 3rd dorsal and the 2nd, 3rd and 4th ventral segments of the abdomen reddish brown, the 2nd segment on each basal side with a oval

excavation. Legs yellow, outsides of the coxae, femora, and the outer apical part of the tibiae of the anterior legs, the outer sides of the middle femora, the apical parts of the hind femora and tibiae, as well as the larger parts of the tarsi (the metatarsi fulvous) dark brown; claws and spurs yellow, the former at the tips reddish brown.

Length—25.5 mm.

Hab.—Honshu (Fowada in the province of Aomori).

(992) よしだひめばち

學名 *Ichneumon (Matsumuraius) yoshidae* Mats.

第五十五圖 (19) (♀)

昆蟲學上ノ地位 姬蜂科

體ハ黑褐、黄褐ノ短毛多ク、點刻ヲ密布ス、前頭(但シ觸角間前方ノ一紋及ビ額片ノ前縁ハ黑褐)、兩鬚、觸角柄節前方ノ一紋、觸角ノ下面、翅底鱗及ビ稜狀部ハ暗黄、觸角ハ暗褐、後胸背ニアル網狀ノ隆起ハ高ク、中室ニ縱皺アリ、翅ハ半透明、少シク黄褐ヲ帯ビ、光線ノ工合ニヨリ少シク紫藍色ヲ現ハス、脈ノ大部ハ暗褐、外縁ノ脈及ビ縁紋ハ黄褐、腹部ノ中央ハ幅廣ク、第一節ニ縱皺多ク、第二及ビ第三節ハ赤褐、第二節ノ凹陷ハ三四ノ横皺ヲ装フ、脚ハ淡黄褐、基節、轉節、中後兩腿節並ニ脛節ノ末端ハ黑褐、後跗節ハ少シク暗褐ヲ帯ブ、體長一寸、此ハ朽木ニテ吉田氏ノ採集ニ係ルモノナリ、

分布—本州(朽木)、

*Ichneumon (Matsumuraius) yoshidae* n. sp. (pl. LV, Fig. 19, ♀).

♀. Dark brown, with short fulvous hairs and close punctures. Forehead (a spot just on the front of the antennae and

the anterior margin of the clypeus fuscous), tegulae, as well as scutellum dusky yellow. Antennae fuscous. The reticulation of the metanotum sharp, the areolet with transverse wrinkles. Wings subhyaline, with a dark fulvous tinge, in a certain light reflecting a slight indigo blue; the larger parts of the veins fuscous, the stigma and the outer veins fulvous. Abdomen in the middle broad, the first segment longitudinally wrinkled, the 2nd and 3rd segments reddish brown, gastrocoeli of the 2nd segment with 3 or 4 transverse wrinkles. Legs pale fulvous, coxae, as well as the apices of the femora and tibiae of the middle and posterior legs fuscous, the hind tarsi dark fulvous.

Length—33 mm.

Hab.—Itonshu (Tochigi, collected by Mr. Yoshida).

(993) うすいろひめばち

第五十五圖 (20) (♀)

學名 *Ichneumon pallidolus* Mats.

昆蟲學上ノ地位 姬蜂科

體ハ淡黃褐、黃白ノ短毛及ビ微小ノ點刻多シ、大臑ノ末端ハ黑褐、兩鬚ハ淡黃、觸角ハ暗褐、基部ハ淡色、稜狀部ハ突出シ、其兩側ニ縱隆アリ、後胸背ニハ網目様ノ隆起ヲ裝フ、翅ハ半透明、鼈甲様ノ淡黃褐ヲ帶ビ、脈及ビ縁紋ハ淡黃褐、腹部ハ胸部ヨリモ少シク細ク、第四節ノ中央紋並ニ第五、第六及ビ第七ノ三節ハ黑藍色、脚ハ淡黃褐、體長五分五厘、此ハ札幌地方ニ産スレドモ稀ナリ、分布—北海道(札幌)。

*Ichneumon pallidolus* n. sp. (pl. LV, Fig. 20, ♀).

♀. Pale fulvous, with short pale yellowish hairs and dense very fine punctures. The apices of the mandibles fuscous.

Palpi pale yellow. Antennae dark brown, at the basis paler. Scutellum elevated, on the sides keeled. Wings subhyaline, pale fulvous, veins and stigma fulvous. Abdomen a little narrower than the thorax, a spot on the 6th segment and the following segments dark indigo blue. Legs pale fulvous.

Length—16.5 mm.

Hab.—Hokkaido (Sapporo, rare).

(994) きばらひめばち

第五十五圖 (21) (♀)

學名 *Ichneumon ventralis* Mats.

昆蟲學上ノ地位 姬蜂科

體ハ黑褐、黄褐ノ短毛及ビ點刻多シ、複眼ノ兩側、額片、上唇、大腮末端ハ暗褐、兩鬚、觸角ノ中央、肩部、第二、第三腹節ノ後縁及ビ兩側並ニ第二、第三及ビ第四腹面節ハ黄色、前頭ハ暗褐、稜狀部ハ隆起シ、其點刻ハ大ナリ、後胸背ニハ網目様ノ隆起アリテ其點刻ハ大ナリ、翅ハ半透明、籠甲様ノ黄色ヲ帶ビ、外縁ハ少シク暗色ヲ帶ブ、縁紋及ビ脈ハ淡黄褐、前縁脈及ビ中脈ハ少シク暗褐ヲ帶ブ、第二腹節ノ基部ニアル凹陷ハ三角形ヲナシ黄色、尾端ノ四節ハ少シク藍色ヲ帶ブ、脚ハ黄色、基節及ビ後肢ノ腿節ハ黑褐、中肢腿節ノ内側及ビ後肢脛節ノ末端ハ暗褐、體長五分五厘、此ハ札幌地方ニ産スレドモ餘リ多カラズ、

*Ichneumon ventralis* n. sp. (pl. LV, Fig. 21, ♀).

♀. Dark brown, with short fulvous hairs and dense fine punctures. Both sides of the eyes narrowly, the clypeus, the

labrum, the mandibles (at the apices fuscous), the palpi, the middle parts of the antennae, the shoulders, the 2nd and 3rd abdominal segments each on the hind margin and the sides, as well as the venter, except the basal and the apical 2 segments, yellow. Irons and antennae fuscous. Scutellum elevated, its punctation somewhat larger than those of the mesonotum. Wings subhyaline, with a fulvous tinge, at the apices narrowly infuscated, veins and stigma fulvous, the costal and middle veins somewhat fuscous. Gastrocoel of the 2nd abdominal segment triangular and of yellowish color, the last 4 segments with a slight indigo shade. Legs yellowish, coxae and the hind femora dark brown, the middle femora on the inner sides and the hind tibiae at the apices somewhat infuscated.

Length—16.5 mm.

Hab.—Hokkaido (Sapporo).

(995) やへやまひめばち

第五十五圖 (22) (♀)

學名 *Anisopygus yayeyamensis* Mats.

昆蟲學上ノ地位 姬蜂科

體ハ黃褐、點刻及ビ黃褐ノ短毛多シ、觸角末端ノ半部、中胸背ノ兩側及ビ中央ニアル太キ縱條、胸側(中胸側)ノ一紋ハ黃褐、第一腹節前半ノ兩側、第二、第三及ビ第四腹節ノ基部ハ暗褐、稜狀部ハ隆起シ、基部ノ兩側ニ隆條アリ、後胸背ノ中室ハ判然セルモ、兩側ニアル隆起ハ判然セズ、翅ハ半透明、鼈甲様ノ黃色ヲ帶ビ、末端ハ少シク暗色ヲ帶ブ、脈ハ暗褐、外緣脈及ビ緣紋ハ黃褐、第二腹節ノ凹陷ハ楕圓形ニシテ深シ、脚ハ黃褐、中後兩肢ノ基節及ビ轉節ハ黑褐、爪ノ末端ハ少シク暗褐ヲ帶ブ、體長六分、此ハ八重山地方ニ産スレドモ其數多カラザルガ如シ、黒岩恒氏ノ採集ニ係ルモノナリ、

分布—沖繩(八重山)

*Anisopygus yayeyamensis* n. sp. (pl. LV, Fig. 22, ♀).

♀. Fulvous, with dense punctures and short fulvous hairs. Antennae on their apical halves, 3 broad longitudinal stripes (the middle one short) of the mesonotum, the first abdominal segment on the hind half at the sides, as well as the basal parts of the 2nd, 3rd and 4th segments fuscous. Scutellum roundly elevated, at the base on both sides short keeled. Areola of the metanotum distinct, but the reticulation on the sides indistinct. Wings subhyaline, with a fulvous tinge, at the apices infuscated, veins fuscous, the veins of the outer margin and the stigma fulvous. Gastrocoeli of the 2nd abdominal segment oblong. Legs fulvous, the coxae and trochanter of the middle and posterior legs fuscous, the claws at the apices infuscated.

Length—18 mm.

Hab.—Okinawa (Yayeyama).

(996) ほつぼひめばち

第五十五圖 (23) (♀)

學名 *Ichneumon hopponis* Mats.

昆蟲學上ノ地位 姬蜂科

體ハ黑色、點刻ヲ粗布シ、黃褐ノ短毛多シ、頭黃色、前頭ノ三角紋、額片ノ中央、頭頂及ビ後頭ハ黑色、觸角ハ暗褐、中央ハ黃色、大腮ハ栗色、基部ハ黃色、前胸背ノ後縁、翅底鱗下ノ一紋及ビ稜狀部ハ黃色、後胸背ニ粗大ノ點刻ヲ裝フ、翅ハ半透明、少シク暗黄ヲ帶ビ、光線ノ工合ニテ少シク紫色ヲ現ハス、脈及ビ縁紋ハ黒褐、第二腹節ノ基部ニ縦皺多ク、凹陷ハ長楕圓ナリ、産卵管ハ尾節ト同長、脚ハ淡黃褐、基節(前縁ハ暗色)ハ黃色、後基節ハ暗褐、外側ニ黃紋アリ、體長六分、此ハ臺



灣地方ニ産スレドモ稀ナリ、  
分布—臺灣(北埔)、

*Ichneumon hopponis* n. sp. (pl. LV, Fig. 23, ♀).

♀. Black, coarsely punctured and fine fulvous pubescent. Head yellow, a triangular spot of the forehead, a middle spot of the clypeus, the vertex and the occiput black, mandibles castaneous brown, at the basis yellow. Antennae fuscous, in the middle yellow. Palpi, the hind margin of the pronotum, a short longitudinal bar just below the tegula, as well as the scutellum yellow. Metanotum distinctly reticulated and coarsely punctured. Wings subhyaline, with a dark fulvous tinge, veins and stigma black. Abdomen narrower than the thorax, the 2nd segment at the base longitudinally strong wrinkled, gastrocoeli narrow, the ovipositor so long as the pygidium. Legs pale fulvous, the anterior and middle coxae pale yellow, the anterior margin being fuscous, the hind coxa fuscous, on the outside with a yellowish spot.

Length—18 mm.

Hab.—Formosa (Hoppon).

(997) たいわんあけはひめぼち

第五十五圖 (24) (♀)

學名 *Psilonastax formosanus* Mats.

昆蟲學上ノ地位 姬蜂科

體ハ淡黃褐、點刻及ビ淡黃褐ノ短毛多シ、觸角ハ暗褐(柄節ハ黃褐)、中胸背ニ少シク濃色ノ三縱條ヲ裝フ、稜狀部ハ三稜形ヲナシテ突出ス、翅ハ半透明、暗褐ヲ帶ビ、基部ノ三分ノ一、緣紋並ニ其周圍ハ黃褐、脈ハ暗褐、腹部ノ接合部ハ甚ダシク縊レ、第三節ノ後縁及ビ以下ノ四節ハ黒藍色、縱皺及ビ點刻多シ、脚ハ淡黃褐、後肢ハ暗褐、但シ基節ノ基部及ビ轉節ハ黃褐、體長六分、形あげはひ

めばちニ酷似ス、  
分布—臺灣(恒春)。

*Psilomastax formosanus* n. sp. (pl. LV, Fig. 24, ♀).

♀. Pale fulvous, with fine punctures and srt pale fulvous hairs. Antennae fuscous, the scapi being fulvous. Mesonotum with 3 longitudinal, somewhat deeper colored stripes. Scutellum pyramidally elevated. Wings subhyaline, infuscated, at the basal one third fulvous, veins fuscous, stigma and its environment fulvous. Abdomenial segments strong constricted at each juncture, the 3rd segment at the hind margin and the following 4 segments dark indigo blue, longitudinally strong wrinkled and punctured. Legs pale fulvous, the hind legs fuscous, the basal parts of the coxae and the trochanter being fulvous.

Length—18 mm

H. b.—Formosa (Koshun).

(998) あこうひめばち

學名 *Exephanes akonis* Mats.

昆蟲學上ノ地位 姬蜂科

體ハ淡黄褐、觸角ハ紡錘狀ニシテ黄褐、中央ハ黄白、末端ハ暗褐、大腮ノ末端ハ黑褐、頭ニハ點刻少ナシト雖ドモ胸部ニハ多シ、稜狀部ハ隆起シ其兩側ニ縦隆アリ、後胸背ニ於ケル網狀ノ隆起ハ判然セズ、翅ハ稍ヤ透明、黄色ヲ帯ビ、脈及ビ縁紋ハ淡黄褐、腹部ハ胸部ヨリ細ク、尾端ノ三節ハ黑色、但シ第五節基部ノ兩側ハ黄色、第六及ビ第七節ノ末端ハ灰白、産卵管ハ尾端ノ二節ト同長、脚ハ淡黄褐、後肢ニ於ケル腿節及ビ脛節ノ末端ハ黑色、同三跗節ノ各末端並ニ末端ノ二節ハ暗褐、體

第五十五圖 (25) (♀)

長五分、此ハ臺灣地方ニ産スレドモ稀ナリ。  
分布—臺灣(獼猴)。

*Exephanes akonis* n. sp. (pl. LV, Fig. 25, ♀).

♀. Pale fulvous. Antennae spindle shaped, fulvous, in the middle yellowish white, at the apical one third fuscous, mandibles at the apices dark brown. Head sparsely fine and thorax closely punctured. Scutellum much elevated at the sides, distinctly keeled. Metanotum indistinctly reticulated. Wings nearly hyaline, with a slight fulvous tinge, veins and stigma pale fulvous. Abdomen narrower than the thorax, the apical 3 segments black, the 5th at the base on the sides fulvous, the 6th and 7th on each hind margin with a grayish white spot. Ovipositor so long as the apical 2 segments. Legs pale fulvous, the hind femora and tibiae at the apices black, the first 3 joints of the same tarsi at the apices and the apical 2 joints fuscous.

Length—15 mm.

Hab.—Formosa (Aiko).

(999) をきなはちびひめばち

第五十五圖 (26) (♀)

學名 *Ichneumon diminutus* Mats.

昆蟲學上ノ地位 姬蜂科

體ハ黑色、點刻及ビ灰白ノ短毛多シ、觸角ハ暗褐、中央ハ黃白、基部ニアル各五節ノ末端ハ黃褐、翅底鱗ハ暗褐、稜狀部ハ黃色、後胸背ニアル網目狀ノ隆起ハ判然ス、翅ハ半透明、少シク暗黃ヲ帶ビ、脈及ビ綠紋ハ暗褐、腹部ハ赤黃、第四及ビ第五ノ兩節ハ黑色、第五節ノ後緣紋及ビ尾端ノ二節ハ灰白、脚ハ黃褐、基節及ビ轉節ハ淡色、後肢ニ於ケル腿節ノ末端、脛節及ビ跗節(各節ノ基部ハ黃

褐ハ暗褐、體長二分二厘、此ハ沖繩ニ産ス、黒岩恒氏ノ採集ニ係ルモノナリ、  
分布—沖繩、

*Ichneumon diminutus* n. sp. (pl. LV, Fig. 26, ♀).

♀. Black, with fine punctures and short grayish white hairs. Antennae fuscous, the middle parts pale yellow, each apex of the basal 5 joints narrowly fulvous. Tegulae fuscous, scutellum yellow, the metanotal reticulation distinct. Wings subhyaline, with a dark fulvous tinge, veins and stigma fuscous. Abdomen reddish yellow, the 4th and 5th segments black, the 5th at the apex and the following 2 segments grayish white. Legs fulvous, the coxae and trochanter paler, the apices of the femora, the tibiae as well as the tarsi (each joint at the base narrowly fulvous) of the hind legs fuscous.

Length—6.6 mm.

Hab.—Okinawa, (collected by Mr. K. Kuroiwa).

(1000) をいわけひめばち

第五十五圖 (27) (♀)

學名 *Ichneumon* (*Matsumurains*) *oiwakensis* Mats.

昆蟲學上ノ地位 姬蜂科

體ハ黑色、點刻及ビ褐色ノ短毛多シ、頭頂ニ於ケル複眼ノ内側及ビ稜狀部ハ黄色、兩鬚及ビ觸角ハ暗褐、後者中央ノ前面ハ黄白、額片ノ前縁ハ少シク褐色ヲ帶ブ、稜狀部ハ少シク隆起シ其前方ハ凹陷ス、後胸背ニアル網目様ノ隆起ハ餘リ判然セズ、兩側ニアル突起ハ低シ、翅ハ半透明、暗色ヲ帶ビ、光線ノ工合ニテ少シク紫色ヲ現ハス、脈ハ黒褐、縁紋ハ黄褐、第一腹節ハ暗褐、其後縁、第二及ビ第三腹節(前後兩縁ハ狭ク暗褐)ハ赤褐、尾端ノ四節ハ黑色ニシテ少シク藍色ヲ帶ブ、第二節ノ凹

陥ハ稍々三角形ヲナス、脚ハ黒褐、前肢脛節及ビ跗節ノ外側ハ黄色、中肢ノ脛節及ビ跗節ハ暗褐、距ハ黄褐、爪ハ暗褐、體長七分五厘、此ハ信州地方ニ産スレドモ其數多カラザルガ如シ、分布—本州(信州追分)。

*Ichneumon (Matsumuraius) oiwakensis* n. sp. (pl. LV, Fig. 27, ♀).

♀. Black, with fine punctures and short brown hairs. The innersides of the eyes at the vertex and the scutellum yellow. Palpi and antennae fuscous, the latter in the middle on the front yellowish white. Clypeus at the anterior margin brown. Scutellum somewhat elevated, on the front transversely deep excavated. Metanotum on the sides indistinctly reticulated, the side projections low. Wings subhyaline, fuscous, in a certain light with a slight indigo blue reflection, veins dark brown, stigma fulvous. Abdomen reddish brown, the first segment except the hind margin and the last 4 segments dark brown, the latter with some indigo reflection, the 3rd segment on the anterior and posterior margins narrowly infuscated. Legs dark brown, the anterior tibiae and tarsi on the innersides fulvous, the middle tibiae and tarsi fuscous, the spurs fulvous, the claws fuscous.

Length—22.5 mm.

Hab.—Honshu (Oiwake).

附  
録

(1) あしまだらほそひめばち

第五十五圖 (28) (♀)

學名 *Acrogonia varipes* Mats.

昆蟲學上ノ地位 姬蜂科

體ハ黑色、微小ノ點刻アレドモ餘リ判然セズ、黄褐ノ短毛多シ、觸角ハ暗褐、各節ノ基部及ビ下面

ハ黄褐、兩鬚ハ黄色、翅底鱗ハ暗黄、中胸背ノ中央ハ少シク凹陷ス、後胸背ハ稍ヤ滑澤ニシテ隆起ヲ缺キ、卵形ヲナス、翅ハ半透明、少シク灰黄ヲ帶ビ、縁紋及ビ脈ハ黄褐、腹部ハ細長ニシテ第一節ノ基部ニ二縦隆ヲ裝ヒ、後縁ハ凹陷シ、之レニ縮皺多シ、第二及ビ第三節ノ中央ハ少シク凹陷シ、第二節ノ凹陷ニハ縦皺ヲ裝フ、各節ノ接合部ハ多少緊縊ス、脚ハ赤黄、後肢ハ黑色、轉節、腿節ノ兩端、脛節末端及ビ基部ニ近キ一紋ハ黑色及ビ跗節各節ノ末端ハ暗褐ハ黄色、腿節ハ何レモ膨大ス、體長三分五厘、此ハ京都地方ニ産シ鈴木元次郎氏ノ採集ニ係ルモノナリ、  
分布—本州(京都)

*Acrogonia varipes* n. sp. (pl. LV, Fig. 28, ♀).

♀. Black, sparsely very fine punctured and short fulvous pubescent. Antennae fuscous, the undersides and the basal part of each joint fulvous. Tegulae dusky yellow. Mesonotum in the middle somewhat excavated, metanotum oval, glabrous, impunctured. Wings subhyaline, with a slight fulvous tinge, stigma and veins fulvous. Abdomen narrow, constricted at each juncture, the first segment at the base with 2 longitudinal keels, near the hind margin with a broad transverse depression and which longitudinally fine accuculated, the 2nd and 3rd segments each in the middle somewhat depressed, the former being fine accuculated. Legs reddish yellow, the hind legs black, the trochanter, both ends of the femora, the tibiae (the apex and a spot near the base black) and the tarsi (the apex of each joint fuscous) yellow.

Length—10.5 mm.

Hab.—Honshu (Kyoto).

(2) しろうつまひめびら

學名 *Ischnojoppa tarsalis* Mats.

第五十五圖 (29) (♀)

昆蟲學上ノ地位 姬蜂科

體ハ黑色、粗大ノ點刻ヲ具ヘ、灰白ノ短毛多シ、前頭、額片、上唇、大腮(末端ハ暗褐)、兩鬚、頰ノ一紋、觸角ノ末端ニ近キ一部(約五節)、前胸背ノ前緣、稜狀部ノ中央及ビ各腹節ノ後緣ハ黃色、觸角ハ長クシテ體長ヲ越ヘ、中胸背ニハ粗大ノ點刻ヲ粗布シ、割合ニ太キ縱皺アリ、後胸背ハ粗糙ニシテ縮刻多ク、基部ニ近ク弓狀ヲナセル一橫隆ヲ裝フ、翅ハ半透明、少シク暗黃色ヲ帶ビ、緣紋及ビ脈ハ暗褐、腹部ハ細長ク、第一節ノ兩側ニ細キ縱溝アリ、第二節ノ基部ニ近キ兩側ニ卵形ノ小黃紋ヲ具ヘ、第三節基部ノ兩側ニモ亦黃紋ヲ裝フ、産卵管ハ短ケレドモ太シ、脚ハ細長、前肢ハ黃褐腿節ノ中央ハ暗褐、中後ノ兩肢ハ黑色、基節ノ末端(中肢ノ基節ハ下面モ黃色)、第二轉節、腿節及ビ脛節ノ基部(但シ中肢ノ脛節及ビ跗節ハ黃褐)ハ淡黃褐、後肢ニアリテハ第一跗節ノ末端、第二、第三、第四及ビ第五跗節ノ基部ハ黃白、距ノ末端及ビ爪ハ赤褐、體長四分二厘、此ハ京都ニ産スレドモ稀ナリ、  
分布—本州(京都)、

*Ischnojoppa tarsalis* n. sp. (pl. LV, Fig. 29, ♀).

♀. Black, with large punctures and short grayish white hairs. Forehead, clypeus, labrum, mandibles (the apices fuscous), palpi, a spot of the cheek, about 5 joints of the antenna near the apex, the anterior margin of the pronotum, a spot of the scutellum, as well as each hind margin of the abdominal segments yellow. Antennae slender, somewhat longer than the body. Mesonotum longitudinally wrinkled and sparsely large punctured. Tegulae fuscous, at the anterior margins pale yellow, metanotum rugosely wrinkled, near the base with a transverse curved ridge. Wings subhyaline, with a slight dusky

yellow tinge, stigma and veins fuscous. Abdomen narrow, the first segment on each side with a longitudinal furrow, the 2nd near the base on each side with a small oval yellowish spot, at the base of the 3rd on each side also with a small yellowish spot. Ovipositor short and robust. Legs slender and long, the anterior legs fulvous, the femora in the middle being fuscous, the middle and hind legs black, the apices of the coxae (the middle coxae on the undersides yellow), the 2nd trochanter, the basis of the femora and tibiae (the middle tibiae and tarsi largely fulvous) pale fulvous; the hind tarsi yellowish white, the metatarsus, except the apex and the 5th joint, except the base, black, the spurs at the apices and the claws reddish brown.

Length—12.8 mm.

Hab.—Honsu (Kyoto).

(3) つやあかはらひめばち

第五十五圖 (30)

(♀)

學名 *Heteroschnus pedestris* Mats.

昆蟲學上ノ地位 姬蜂科

體ハ黑色、腹部ハ甚ダシク光澤ヲ帶ブ、小形ノ點刻ヲ粗布シ、灰白ノ短毛多シ、觸角及ビ大腮末端ハ暗褐ハ赤褐、兩鬚ハ黄色、翅底鱗ハ暗褐、稜狀部ハ低キ三稜形ヲ呈シ、其前方ハ深ク卵形ヲナシテ凹陷ス、後胸背ノ中央ニ二個ノ縦隆アリテ其間室ノ下半ニ横皺多シ、翅ハ半透明、少シク暗黄ヲ帶ビ、脈ハ黄褐、前縁及ビ縁紋ハ暗褐、腹部ハ黑色、第一節ノ後縁細ク、第二及ビ第三節ハ赤褐、腹柄ハ第二節ヨリ長シ、尾節腹面ノ後縁及ビ脚ハ黄褐、後肢ノ腿節及ビ脛節ノ兩端ハ暗褐ヲ帶ブ、距ハ黄色、體長三分五厘、此ハ京都地方ニ産ス、分布—本州(京都)、



*Heteroschnus pedestris* n. sp. (pl. LV, Fig. 30, ♀).

♀. Black, abdomen smooth and shining. Head and thorax sparsely punctured and short grayish white pubescent. Antennae and mandibles (the latter at the apices fuscous) reddish brown, palpi yellow. Tegulae fuscous, scutellum somewhat pyramidally elevated, on its front with a deep oval depression. Metanotum in the middle with 2 longitudinal ridges, its lower part with many transverse wrinkles. Wings subhyaline, with a slight dusky yellow tinge, veins fulvous, the costal vein and the stigma fuscous. The first abdominal segment at the apex, and the 2nd as well as the 3rd bright reddish brown, the first segment distinctly longer than the 2nd, the last ventral segment at the hind margin fulvous. Legs fulvous, the femora and both ends of the tibiae of the hind legs fuscous, the spurs yellow.


Length—10.5 mm.

Hab.—Honslu (Kyoto).

第四十二圖

第四十二圖 (PLATE XLII.)


		PAGE.
1. <i>Bombus speciosus</i> Sm.	まるはなばち ♀	1
2. <i>Bombus ignitus</i> Sm.	くろまるはなばち ♀	1
3. <i>Bombus ardens</i> Sm.	こまるはなばち ♀	2
4. <i>Bombus yoshidae</i> Mats.	よしだまるはなばち ♀	2
5. <i>Bombus bicoloratus</i> Sm.	たいわんまるはなばち ♀	3
6. <i>Coelioxys fenestrata</i> Sm.	ごがりはなばち ♀	4
7. <i>Coelioxys yanonis</i> Mats.	やのうごがりはなばち ♀	5
8. <i>Parevaspis basalis</i> Rits.	はらあかはなばち ♀	6
9. <i>Megachile thoracica</i> Sm.	ねじろはきりばち ♀	6
10. <i>Megachile döderleini</i> Fries.	おほはきりばち ♀	7
11. <i>Lithurgus collaris</i> Sm.	びろごはきりばち ♀	8
12. <i>Osmia rufa</i> L.	あかつのはきりばち ♀	8
13. <i>Crocisa histrio</i> F.	まろほしはなばち ♀	9
14. <i>Anthophora florea</i> Sm.	しろすちはなばち ♀	10
15. <i>Anthophora zonata</i> L.	あをすちはなばち ♀	10
16. <i>Eucera difficilis</i> Perz.	ひげながはなばち ♀	11
17. <i>Xylocopa circumvolans</i> Sm.	くまばち ♀	12
18. <i>Xylocopa auripennis</i> Farg.	たいわんくまばち ♀	12
19. <i>Xylocopa ogasawarensis</i> Mats.	をかさはらくまばち ♀	13
20. <i>Nomia chalybeata</i> Sm.	おほあをすちはなばち ♀	14
21. <i>Sirex matsumurae</i> Rohw.	まつのおほきばち ♀	15
22. <i>Sirex japonica</i> Sm.	まつきばち ♀	15
23. <i>Sirex gigas</i> L.	からふとぎばち ♀	16
24. <i>Sirex antennatus</i> Marl.	くろきばち ♀	17



第四十三圖

第四十三圖 (PLATE XLIII.)

		PAGE.
1. <i>Sirex nitobei</i> Mats.	にとべきばち ♀	17
2. <i>Sirex sinuatus</i> Mats.	ひめきばち ♀	18
3. <i>Tremex similis</i> Marl.	ひらあしきばち ♀	20
4. <i>Tremex formosanus</i> Mats.	たいわんひらあしきばち ♀	20
5. <i>Sirex juvenus</i> L.	こるりきばち ♀	22
6. <i>Sirex ogumae</i> Mats.	ひげじろこきばち ♀	22
7. <i>Tremex apicalis</i> Mats.	くろひらあしきばち ♀	23
8. <i>Xiphydria eborata</i> Konow.	くびなかばち ♀	24
9. <i>Cimbex sapporensis</i> Mats.	るりあしぶとさきばち ♀	25
10. do. ♀	同 雄	
11. <i>Cimbex taukushi</i> Marl.	きいろあしぶとほばち ♂	26
12. <i>Cimbex suzukii</i> Mats.	ずいきはしぶとほばち ♂	27
13. <i>Cimbex maculata</i> Marl.	ほしあしぶとほばち ♀	28
14. <i>Cimbex taukushi</i> Marl.	きいろあしぶとほばち ♀	26
15. <i>Cimbex yorofui</i> Marl.	ようろうあしぶとほばち ♂	28




第  
四  
十  
四  
圖



第四十四圖 (PLATE XLIV.)

		PAGE.
1. <i>Cimbex tonnaichana</i> Mats.	からふとあしぶとほばち ♀	29
2. <i>Trichosoma jozankeanum</i> Mats.	ひらくちはばち ♂	30
3. <i>Trichosoma albopilosum</i> Mats.	おほひらくちはばち ♂	31
4. <i>Clavellaria nitobei</i> Mats.	にとべひらぐちはばち ♀	32
5. <i>Abia lewisii</i> Cam.	ねじろこんぼうはばち ♀	33
6. <i>Abia bantaizana</i> Mats.	るりこんぼうはばち ♀	34
7. <i>Hylotoma (Arge) nigritarsis</i> Sm.	くろもんちゆうれんじ ♀	34
8. <i>Hylotoma (Arge) capitiva</i> Sm.	むねあかるりはばち ♀	35
9. <i>Hylotoma (Arge) mali</i> Mats.	りんごはばち ♀	35
10. <i>Tenthredo adusta</i> Motsch.	うすつまぐるはばち ♀	36
11. <i>Rhodogastera viridis</i> L.	せぐるあをはばち ♀	37
12. <i>Tenthredo hilaris</i> Sm.	はらながくろはばち ♂	38
13. <i>Tenthredo jonoensis</i> Mats.	じやうのはばち ♀	38
14. <i>Tenthredopsis nigripectus</i> Sm.	くろむねはばち ♀	40
15. <i>Tenthredopsis platycerus</i> Marl.	むなぐるきいろはばち ♀	40
16. <i>Tenthredopsis jozanus</i> Mats.	ぢやうざんはばち ♀	41
17. <i>Tenthredopsis hakiensis</i> Mats.	はきはばち ♀	42
18. <i>Tenthredopsis flavomandibulata</i> Mats.	きぐちはばち ♀	43
19. <i>Tenthredopsis abdominalis</i> Mats.	るりばらばち ♀	44
20. <i>Tenthredopsis providens</i> Sm.	おほつまぐるはばち ♂	45
21. <i>Tenthredopsis basalis</i> Mats.	ねうすきはばち ♂	46
22. <i>Macrophya apicalis</i> Sm.	つまじろくろはばち ♀	47
23. <i>Macrophya nigrolineata</i> Mats.	くろすちはばち ♂	48
24. <i>Macrophya sapporonis</i> Mats.	さつぼろはばち ♀	49
25. <i>Pachytarsis pallidiventrtris</i> Marl.	こしまはばち ♀	50
26. <i>Siobla grandis</i> Mats.	おほこしあかはばち ♀	50
27. <i>Conospidia umbrosa</i> Mats.	ふとほちがたはばち ♀	52
28. <i>Conospidia cylindrica</i> Mats.	はちがたはばち ♀	53
29. <i>Allantus flavipectus</i> Mats.	きむねこしぼそはばち ♀	54



第四十五圖

第四十五圖 (PLATE XLV.)

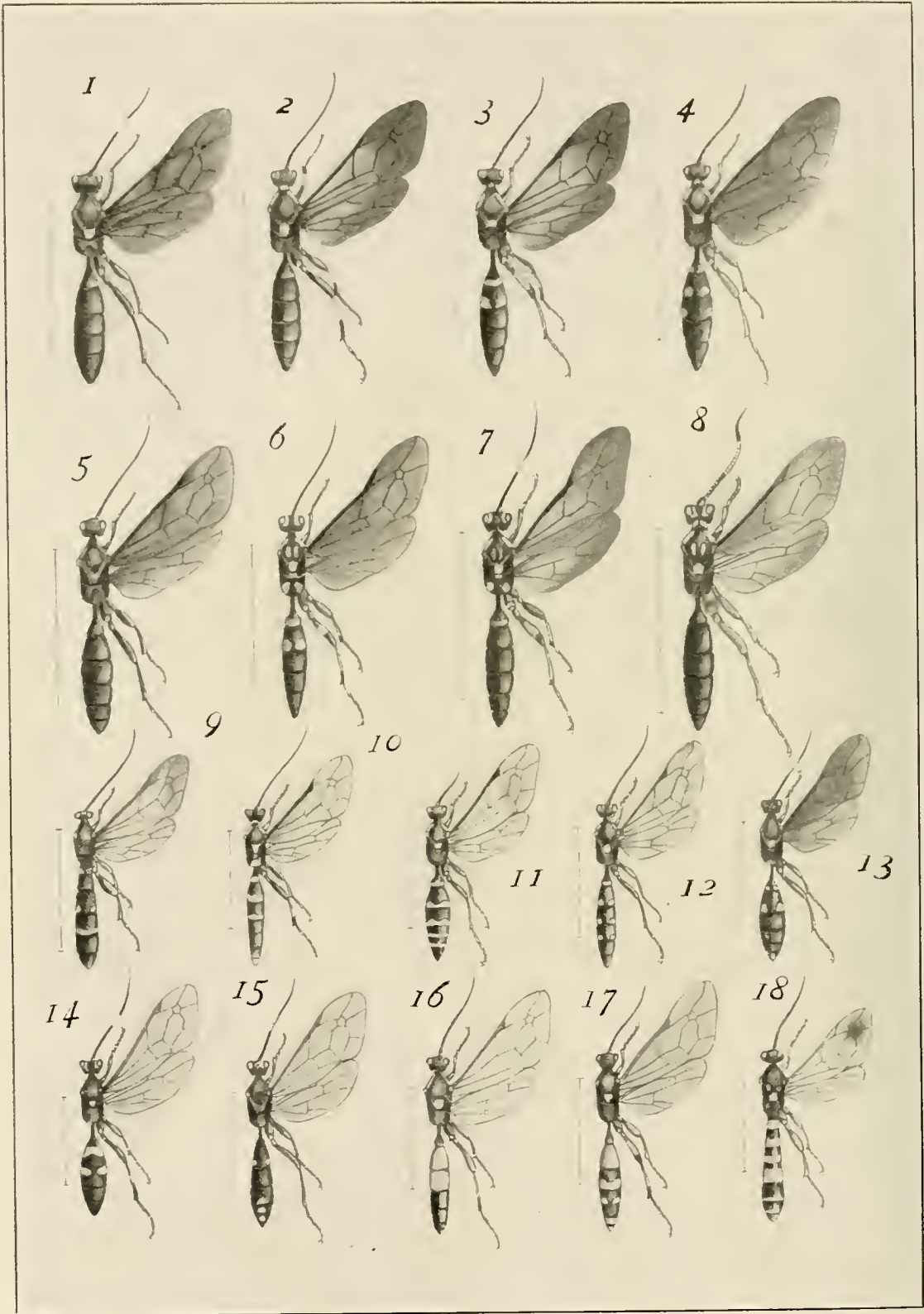
		PAGE.
1. Allantus nigripectus Mats.	むなぐろこしほそはばち ♀	55
2. Allantus bicinctus Mats.	ふたをびはばち ♀	56
3. Allantus sapporensis Mats.	つませぐろはばち ♀	58
4. Sciopteryx apicalis Mats.	つまぐろはばち ♀	58
5. Strongylogastes moiwanus Mats.	もいはながはばち ♂	59
6. Strongylogastes compressus Mats.	しろはらながはばち ♀	60
7. Poecilosoma pallipes Mats.	うすきあしはばち ♀	61
8. Poecilosoma unicolor Mats.	あめいろはばち ♀	62
9. Eriocampa guttata Mats.	もんきはばち ♀	63
10. Eriocampa albipes Mats.	しろあしまるはばち ♀	64
11. Taxonus fluvicornis Mats.	つのきくろはばち ♂	65
12. Phymatocerus aterrimus Klug.	ひげながくろはばち ♂	66
13. Monophadnus apicalis Mats.	つまぐろはらあかはばち ♀	66
14. Blenocampa thoracica Mats.	くろばあかまるはばち ♀	67
15. Athalia colibri Christ.	かぶらはばち ♂	68
16. do. ♀	同 雌	
17. Athalia nigrinotum Mats.	せぐろかぶらはばち ♀	68
18. Dolerus jesoensis Mats.	えぞつまぐろはばち ♀	70
19. Dolerus ephippiatus Sm.	おほむねあかはばち ♀	71
20. Dolerus biguttatus Mats.	ふたもんくろはばち ♂	71
21. Dolerus albicinctus Mats.	しろをびくろはばち ♀	72
22. Dolerus flavopictus Mats.	もんきくろはばち ♀	73
23. Dolerus fuscipennis Sm.	はぐろはばち ♀	74
24. Lyda kumamotonis Mats.	くまもごひらたはばち ♀	75
25. Lyda posticalis Mats.	あごぐろひらたはばち ♀	76
26. Lyda nigricans Mats.	くろひらたはばち ♀	77
27. Lyda nigricoxae Mats.	まつひらたはばち ♂	78
28. Lyda semiflava Mats.	はらくろひらたはばち ♀	79
29. Lyda sapporensis Mats.	ほそひらたはばち ♂	80
30. Lyda sachalinensis Mats.	からふごひらたはばち ♀	81



第四十六圖

第四十六圖 (PLATE XLVI.)

		PAGE.
1.	Ichneumon (Hoplimentus) cognatorius } Sm.	くろひめばち ♀ 81
2.	Ichneumon (Hoplimentus) kawamurae } Mats.	かはむらひめばち ♀ 82
3.	Ichneumon (Hoplimentus) } maculifemoratus Mats. }	あしまだらひめばち ♂ 83
4.	Ichneumon (Hoplimentus) 6-maculatus } Mats.	むつほしひめばち ♂ 84
5.	Ichneumon (Hoplimentus) iyoensis } Mats.	いよひめばち ♀ 86
6.	Ichneumon (Hoplimentus) horishanus } Mats.	ほりしやひめばち ♂ 87
7.	Ichneumon (Hoplimentus) taichuensis } Mats.	たいちうひめばち ♂ 88
8.	Ichneumon nakanensis Mats.	なかのひめばち ♀ 89
9.	Metopius hakiensis Mats.	はきひめばち ♂ 90
10.	Ichneumon (Stenichneumon) } albizonellus Mats. }	しろをびひめばち ♂ 92
11.	Ichneumon suzukii Mats.	すゞきひめばち ♂ 93
12.	Ichneumon 7-guttatus Mats.	ななほしひめばち ♂ 94
13.	Ichneumon angulosus Mats.	ひしもんひめばち ♀ 95
14.	Eurylabus niikunii Mats.	にいくにひめばち ♀ 96
15.	Ichneumon (Stenichneumon) posticalis } Mats.	とげくろひめばち ♀ 96
16.	Ichneumon (Stenichneumon) } sapporensis Ash. }	つまぐろほそひめばち ♂ 98
17.	Ichneumon generosus Sm.	まだらひめばち ♀ 98
18.	Metopius kakogawanus Mats.	かこがはひめばち ♀ 99

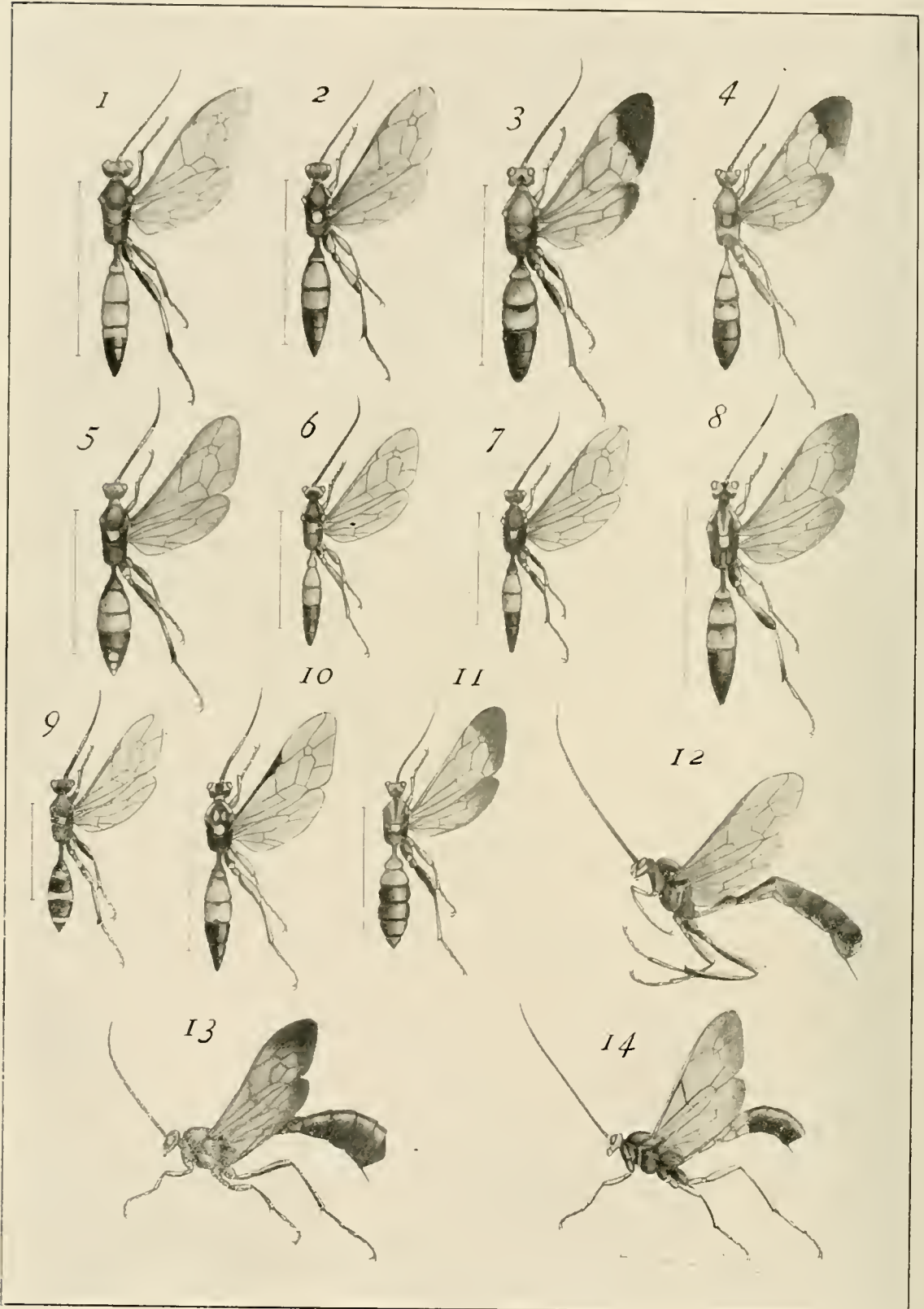




第四十七圖

第四十七圖 (PLATE XLVII.)

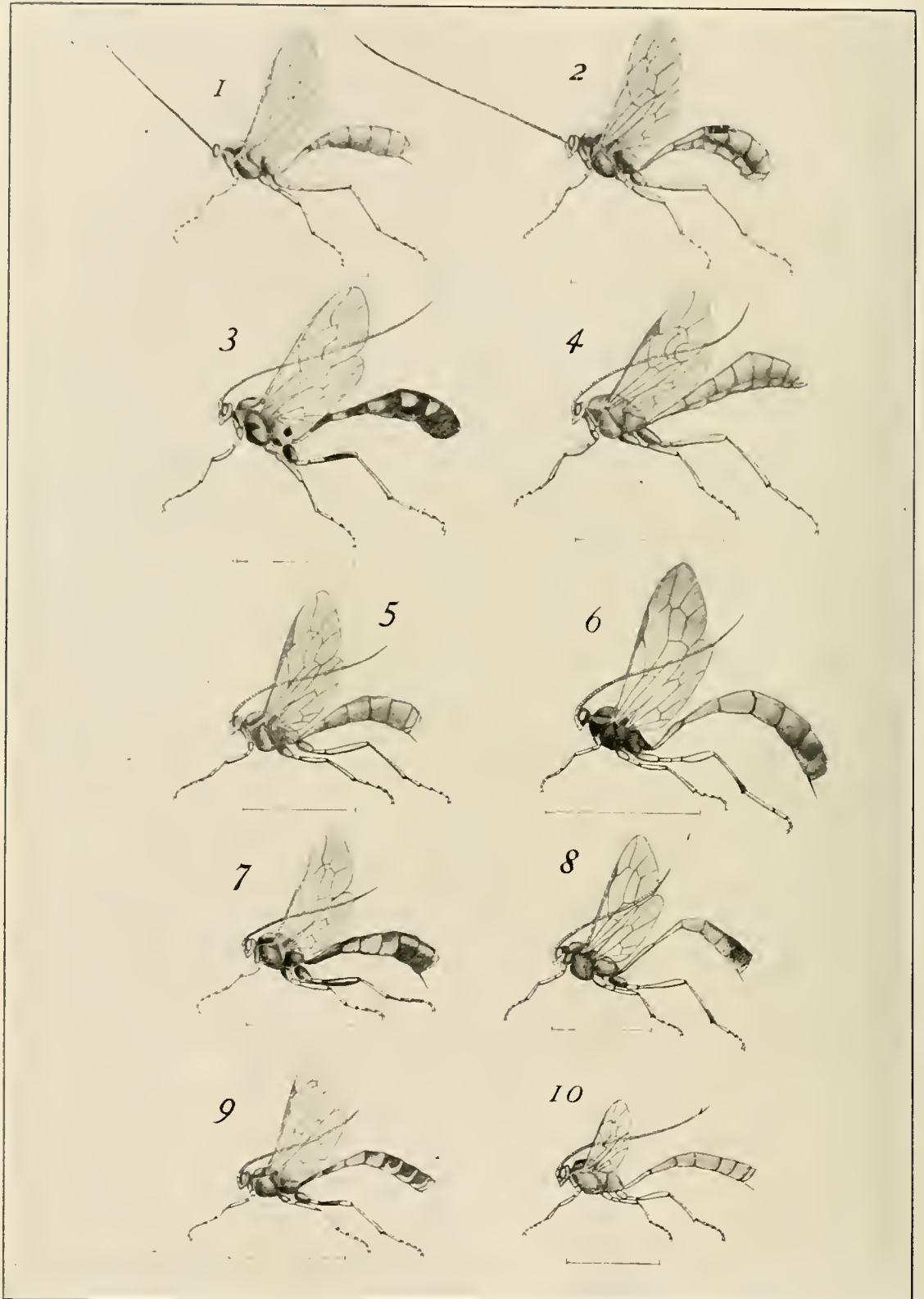
		PAGE.
1. Ichneumon (Matsumuraius) } takasagoensis Mats.	おほつまぐるひめばち ♂	101
2. Ichneumon (Matsumuraius) } grandis Ash.	えぞおほひめばち ♂	102
3. Trogus shirakii Mats.	しらきひめばち ♀	103
4. Platylabus takanonis Mats.	たかのひめばち ♀	103
5. Ichneumon (Matsumuraius) } jezoensis Mats.	えぞひめばち ♀	104
6. Ichneumon (Stenichneumon) } sapporonsis Ash.	つまぐるほそひめばち ♀	98
7. Ichneumon (Stenichneumon) } naibuchianus Mats.	ないぶちひめばち ♀	105
8. Trogus hakiensis Mats.	はきひめばち ♀	106
9. Eurylabus ōmori Mats.	おほもりひめばち ♀	107
10. Ichneumon moiwanus Mats.	もいはひめばち ♀	108
11. Psilomastax mactator Tosq.	あげはひめばち ♀	109
12. Habronyx japonicum Kriech.	こんぼうあめばち ♀	110
13. Thyreodon purpurascens Sm.	むらさきうすひめばち ♀	111
14. Astiphromma apicalis Mats.	つまぐるべつかうひめばち♀	111



第四十八圖

第四十八圖 (PLATE XLVIII.)

		PAGE.
1. <i>Ophion pungens</i> Sm.	おほあめばち ♀	112
2. <i>Ophion nigropictus</i> Mats.	もんくろあめばち ♀	113
3. <i>Ophion semiopacus</i> Mats.	すきもんあめばち ♀	114
4. <i>Paniscus formosanus</i> Mats.	たいわんあめばち ♀	115
5. <i>Paniscus unicolor</i> Sm.	あめばち ♀	116
6. <i>Habronyx sachalinensis</i> Mats.	からふごこんぼうひめばち♀	116
7. <i>Mesochorus japonicus</i> Mats.	よこひらひめばち ♀	117
8. <i>Habronyx jozankeanus</i> Mats.	ちやうざんこんぼうひめ } ばち ♀	118
9. <i>Calliclisis incerta</i> Ash.	つまぐろひらたひめばち ♀	119
10. <i>Anomalon suzukii</i> Mats.	すいきこばねあめばち ♀	120




第四十九圖

第四十九圖 (PLATE XLIX.)

		PAGE.
1. Eurypterna arakawae Mats.	あらかはこまゆばち ♀	121
2. Plectocryptus japonicus Mats.	きあしをながひめばち ♀	122
3. Acoenitus (Phaenolobus) moiwanus } Mats.	もいはけんをながひめばち ♀	123
4. Exetastes scutellaris Mats.	ひげながひめばち ♀	124
5. Mesostenus shinshanus Mats.	しんしやつやひめばち ♀	125
6. Hemiepialtes glyphis Ash.	こをながひめばち ♀	126
7. Xylonomus moiwanus Mats.	もいはまるづをながばち ♀	127
8. Xylonomus lineatus Mats.	ほそまるづをながばち ♀	128
9. Xylonomus jezoensis Mats.	おほまるづおながばち ♀	129
10. Acroricnus tarsalis Mats.	こくろをながひめばち ♀	130
11. Hemiteles suzukii Mats.	ほしくろおながひめばち ♀	131






第五十圖

## 第五十圖 (PLATE L.)


		PAGE.
1.	<i>Apechthis (Pimpla) bombyces</i> Mats. くはごひらたひめばち ♀	132
2.	<i>Thalessa gloriosa</i> Mats. おほあめいろおながばち ♀	133
3.	<i>Thalessa gigantea</i> Mats. おほほしをながばち ♀	134
4.	<i>Ecthrus atrator</i> Wk. くろをながばち ♀	135
5.	<i>Thalessa jezoensis</i> Mats. えぞをながばち ♀	136
6.	<i>Ephialtes antifurcalis</i> Thom. ふしをながばち ♀	137
7.	<i>Xanthopimpla japonica</i> Kriech. きいろふしひめばち ♀	138
8.	<i>Coleocentrus chibisanii</i> Mats. からふとこんぼうをなが ばち ♀	139
9.	<i>Cryptus sachalinensis</i> Mats. からふとおほきあしひめ ばち ♀	139
10.	<i>Phaenolobus karafutonis</i> Mats. ほそをながひめばち ♀	140



第五十一圖

第五十一圖 (PLATE LI.)

		PAGE.
1. <i>Rhyssa jozona</i> Mats.	ちやうざんをながばち ♀	140
2. <i>Epirhyssa japonica</i> Cam.	ひめもんきをながばち ♀	142
3. <i>Coleocentrus sapporensis</i> Mats.	こんぼうをながばち ♀	142
4. <i>Epirhyssa moiwana</i> Mats.	もいはをながばち ♀	143
5. <i>Apechthis flavipes</i> Mats.	きあしふしをながばち ♀	144
6. <i>Xanthopimpla trimaculata</i> Sm.	みつもんきふしひめばち ♀	145
7. <i>Theronia japonica</i> Ash.	えぞしろひらたひめばち ♀	146
8. <i>Banchus sachalinensis</i> Mats.	からふごかたもんひめばち ♀	146
9. <i>Rhyssa furanna</i> Mats.	ふらんをながばち ♀	147
10. <i>Megarhyssa japonica</i> Ash.	くろふをながばち ♀	148
11. <i>Chorischizus apicalis</i> Mats.	つまぐるをながばち ♀	149
12. <i>Rhyssa dubiosa</i> Mats.	ひめきあしをながばち ♀	150

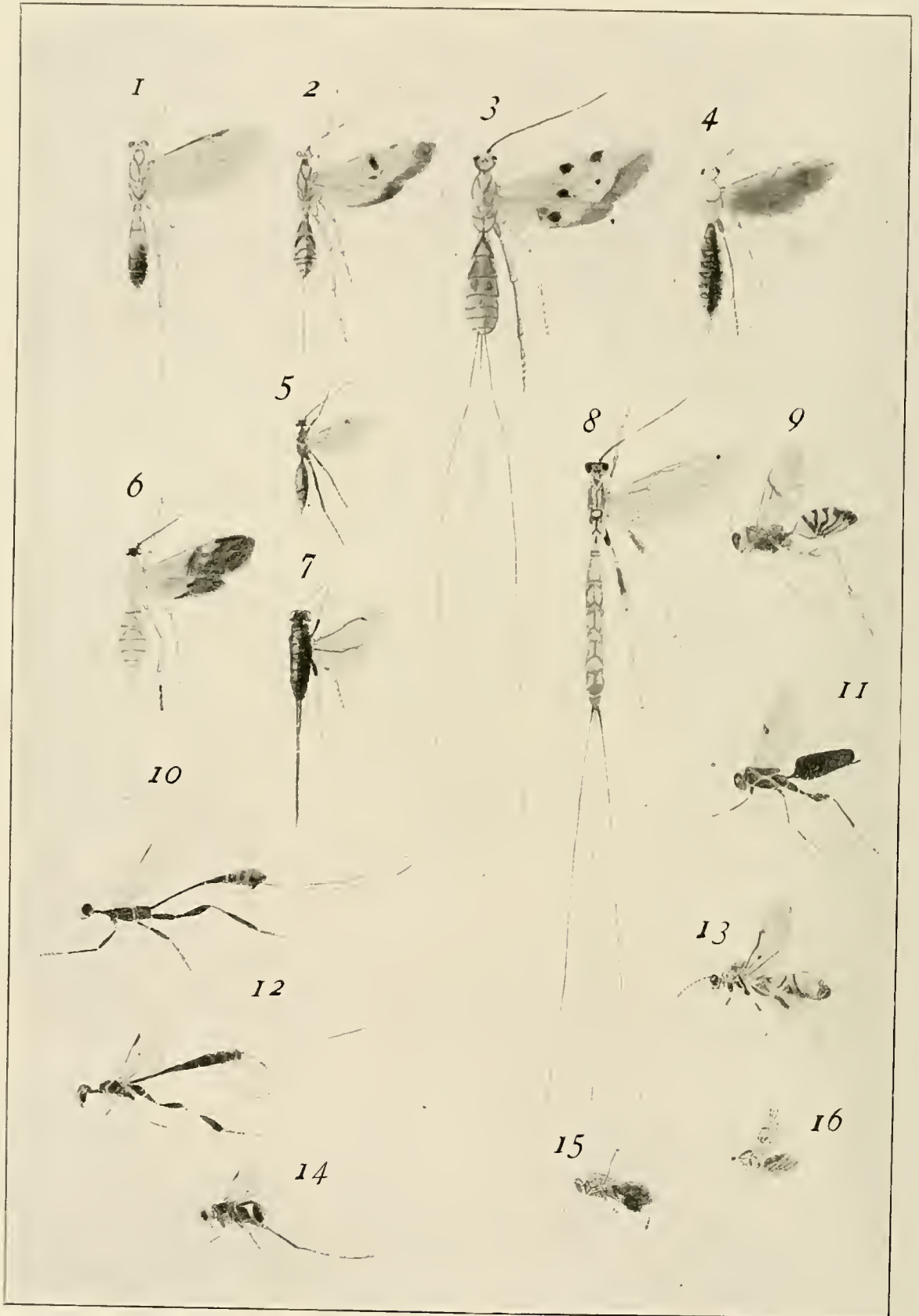


第五十二圖



第五十二圖 (PLATE LII.)

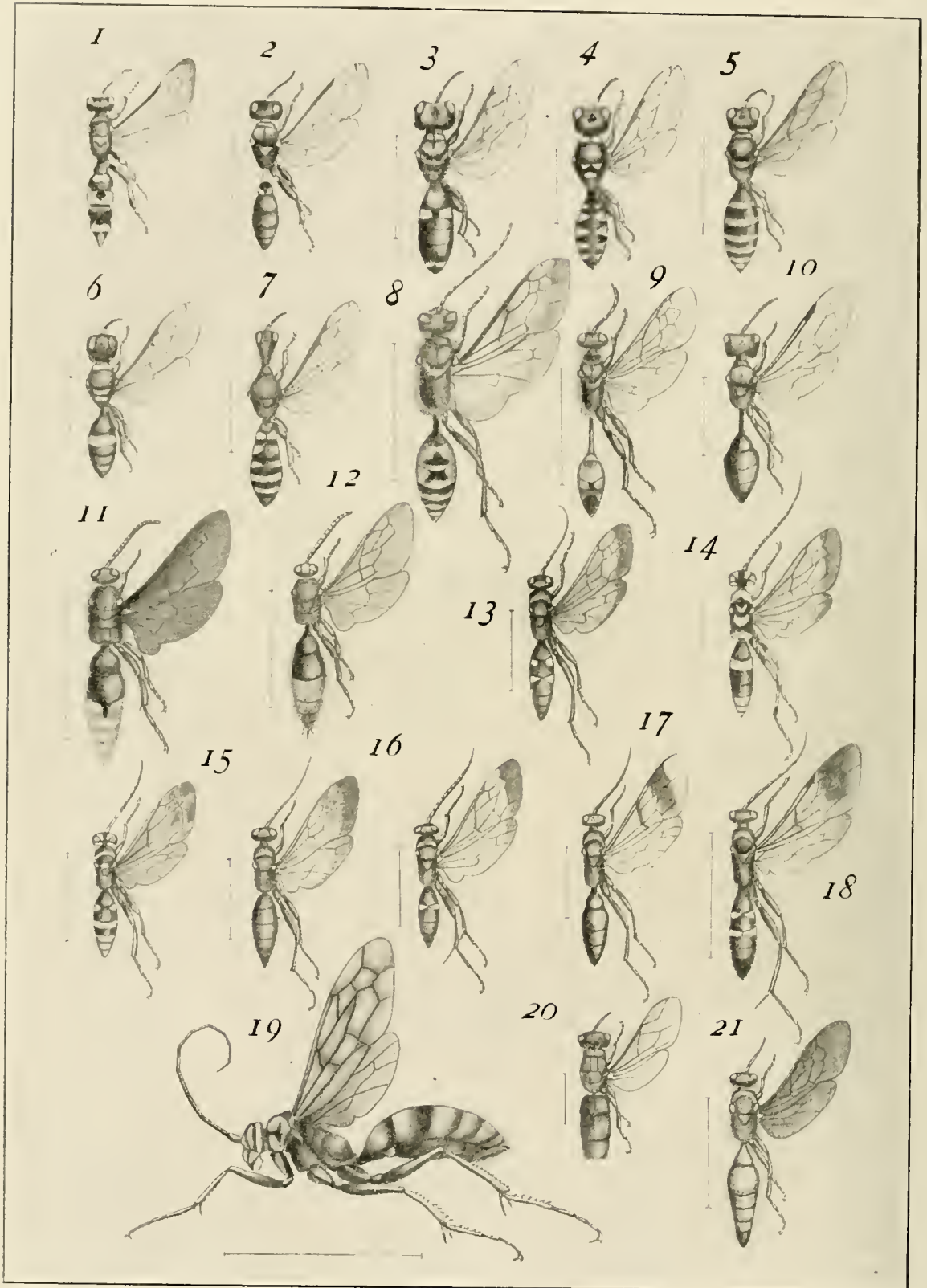
		PAGE.
1. <i>Doryctes shibuensis</i> Mats.	しぶをながこまゆばち ♀	151
2. <i>Iphiaulax horishana</i> Mats.	ほりしやべつかうこまゆ } ばち ♀	152
3. <i>Euurobracon penetrans</i> Sm.	うまのをばち(馬尾蜂) ♀	153
4. <i>Glyptogastra formosana</i> Mats.	せあかふしをながばち ♀	154
5. <i>Proctotrupes suzukii</i> Mats.	おほたまごばち ♀	155
6. <i>Glyptomorpha garampiana</i> Mats	がらんびつまぐろこまゆ } ばち ♀	156
7. <i>Thecasoma longicauda</i> Mats.	をながこばち ♀	157
8. <i>Rhyssa otanegawana</i> Mats.	をたねをながばち ♀	159
9. <i>Ibalia japonica</i> Mats.	ひらたふしばち ♀	161
10. <i>Stephanus cinctus</i> Mats.	つのやせばち ♀	162
11. <i>Ibalia picea</i> Mats.	くろひらたふしばち ♀	163
12. <i>Gasteruption japonicum</i> Cam.	こんぼうやせばち ♀	164
13. <i>Leucaspis okinawensis</i> Mats	をきなはしりあげこばち ♀	164
14. <i>Evania brachystylla</i> Schlett.	まるかたやせばち ♀	166
15. <i>Chalcis jesoensis</i> Mats.	えぞあしぶとこばち ♀	166
16. <i>Dryophanta serratae</i> Ash.	ならふしばち ♀	167



第五十三圖

第五十三圖 (PLATE LIII.)


		PAGE.
1. <i>Cerceris interruptus</i> Mats.	まるもんつちすがり ♀	168
2. <i>Crabro suzukii</i> Mats.	すゝきぎんぐちばち ♀	169
3. <i>Crabro jozankeanus</i> Mats.	ぢやうざんぎんぐちばち ♀	170
4. <i>Crabro aurarius</i> Mats.	きんぐちばち ♀	171
5. <i>Crabro nitobei</i> Mats.	にごべぎんぐちばち ♂	173
6. <i>Crabro collaris</i> Mats.	くびはぎんぐちばち ♀	174
7. <i>Crabro sapporensis</i> Mats.	あをもんぎんぐちばち ♂	175
8. <i>Sphex rugosus</i> Mats.	おほはらあかあなばち ♀	176
9. <i>Sphex platynotus</i> Mats.	はらあかあなばち ♀	178
10. <i>Pemphredon japonicum</i> Mats.	おほほそごしあなばち ♀	179
11. <i>Liacos fulvopicta</i> Cam.	つまきつちばち ♀	180
12. <i>Discolia watanabei</i> Mats.	わたなべつちばち ♀	180
13. <i>Pompilus sapporensis</i> Mats.	しろふべつかう ♀	182
14. <i>Pompilus harimensis</i> Mats.	はりまべつかう ♀	183
15. <i>Pompilus hopponis</i> Mats.	ほつぽべつかう ♀	184
16. <i>Pompilus yanonis</i> Mats.	やのうべつかう ♀	185
17. <i>Pompilus basilaris</i> Mats.	きけづめべつかう ♀	186
18. <i>Sialus secundus</i> D. T.	ひめくろをびべつかう ♀	187
19. <i>Sialus bizonatus</i> Mats.	ふたすぢべつかう ♀	188
20. <i>Sialus fenestratus</i> Sm.	たいわんべつかう ♀	189
21. <i>Chrysis ignitus</i> L.	こせいぼう ♀	190
22. <i>Mutilla dimidiata</i> Lepel.	おほありばち ♂	190



第五十四圖

## 第五十四圖 (PLATE LIV.)

		PAGE.
1. <i>Myioteles kuroiuae</i> Mats.	くろいはきあり ♀	191
2. <i>Anthidium japonicum</i> Sm.	ともんはなばち ♀	192
3. <i>Coelioxys seriatopunctatus</i> Mats.	しろふとがりはなばち ♀	193
4. <i>Coelioxys watanabei</i> Mats.	わたなべとがりはなばち ♀	194
5. <i>Parevaspis abdominalis</i> Sm	こはらあかはなばち ♀	195
6. <i>Nomada jezoensis</i> Mats.	えぞきまだらはなばち ♀	196
7. <i>Nomada daimio</i> Mats.	だいめうまだらはなばち ♀	197
8. <i>Nomada okamotonis</i> Mats.	をかもときまだらはなばち♀	198
9. <i>Crocisa emarginata</i> Lep.	るりもんはなばち ♀	199
10. <i>Anthophora brookiae</i> Bingham	せあかはなばち ♀	200
11. <i>Xylocopa formosana</i> Mats.	はいいろくまばち ♀	201
12. <i>Xylocopa flavifrons</i> Mats.	まへきくまばち ♀	202
13. <i>Xylocopa hopponis</i> Mats.	きいろくまばち ♀	203
14. <i>Ceratina hieroglyphica</i> Sm.	きをびこはなばち ♀	204
15. <i>Ceratina viridissima</i> Guer.	あをひめはなばち ♀	204
16. <i>Nomia femoralis</i> Pall.	あしぶとほなばち ♂	205
17. <i>Halictus constrictus</i> Mats.	くびれひめはなばち ♀	206
18. <i>Andrena anthracina</i> Mor.	おほくびれはなばち ♀	207
19. <i>Melitta macroceps</i> Mats.	おほづひめはなばち ♂	207
20. <i>Sphecodes simillimus</i> Sm.	あかひめはなばち ♀	208
21. <i>Sphecodes pallidulus</i> Mats.	うすあかひめはなばち ♀	209
22. <i>Xiphydria ruficeps</i> Mats.	あかづくびながばち ♀	210
23. <i>Cephus viator</i> Sm.	きあしむぎばち ♀	211
24. <i>Cephus subrufa</i> Mats.	なかあかむぎばち ♀	212
25. <i>Hylotoma (Arge) flavipennis</i> Mats.	きばねちゆうれんじ ♀	213
26. <i>Hylotoma (Arge) suzukii</i> Mats.	すいきちゆうれんじ ♀	214
27. <i>Lophyrus hakonensis</i> Mats.	はこねまつはばち ♀	215

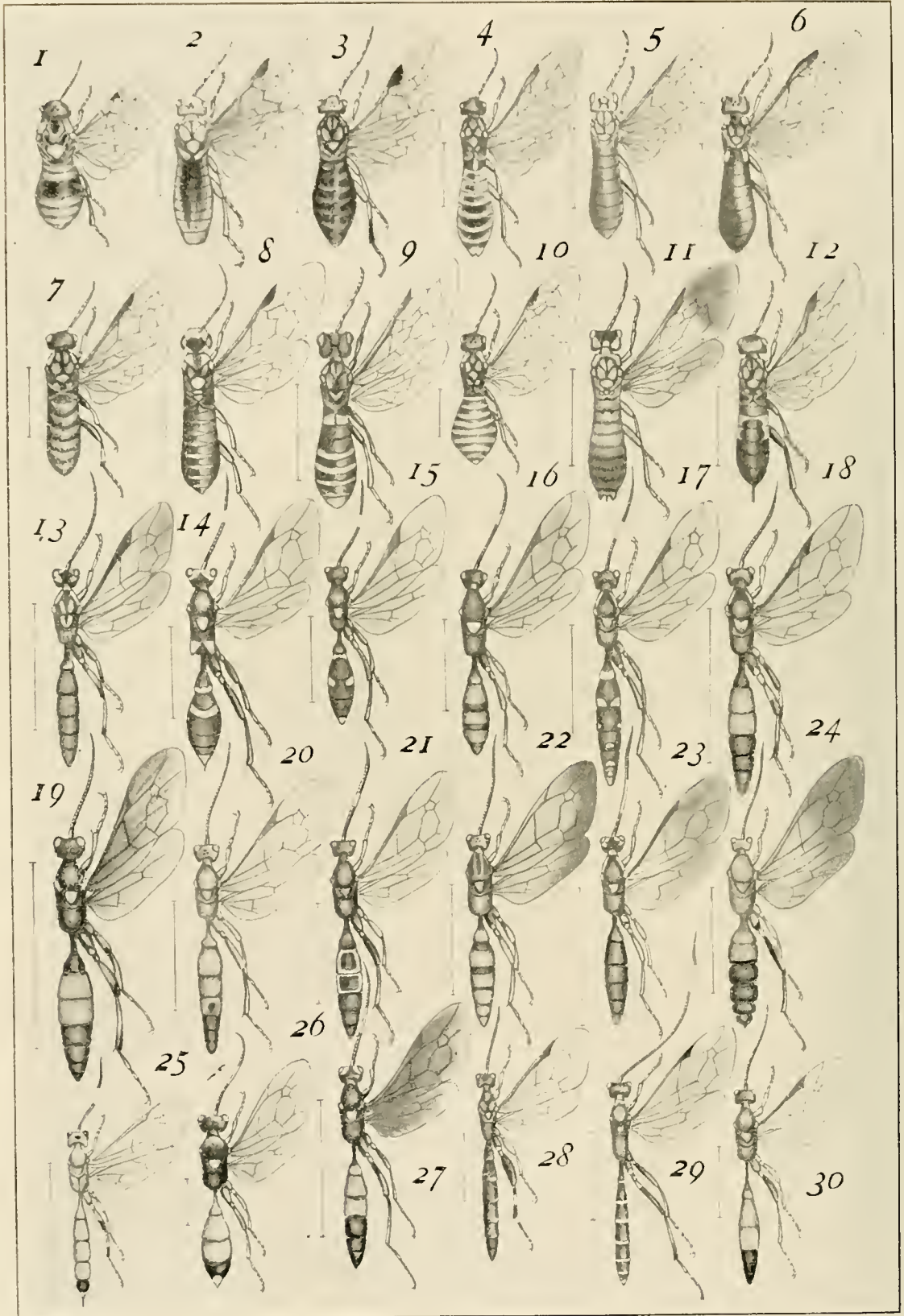




第五十五圖

第五十五圖 (PLATE LV.)

		PAGE.
1. <i>Lophyrus pini</i> L. var. <i>nigripectus</i> Mats.	まつむなぐろはばち ♀	216
2. <i>Nematus dorsalis</i> Mats.	せぐろひげながはばち ♀	217
3. <i>Holoconeme flavipes</i> Mats.	きあしひげながはばち ♀	218
4. <i>Strongylogaster annularis</i> Mats.	したきをびはばち ♂	219
5. <i>Tenthredo takedae</i> Mats.	たけだはばち ♀	220
6. <i>Macrophya mitsuhashii</i> Mats.	みつはしはばち ♀	221
7. <i>Macrophya ignava</i> Sm.	くろはばち ♀	222
8. <i>Macrophya flavoventralis</i> Mats.	きばらはばち ♂	223
9. <i>Allantus longipennis</i> Mats.	はねながはばち ♀	224
10. <i>Selandria japonica</i> Mats.	まへこぶはばち ♀	225
11. <i>Allantus moiwasanus</i> Mats.	もいははばち ♂	226
12. <i>Macrophya fujisana</i> Mats.	ふじはばち ♀	227
13. <i>Ichneumon bivittatus</i> Mats.	ふたすぢひめばち ♀	228
14. <i>Eurylabus niikunii</i> Mats.	にいくにひめばち ♂	96
15. <i>Ichneumon ainoicus</i> Mats.	あいのひめばち ♀	229
16. <i>Ichneumon cursorius</i> Sm.	はらあかひめばち ♀	230
17. <i>Ichneumon versicolor</i> Mats.	かばいろひめばち ♀	231
18. <i>Ichneumon towadensis</i> Mats.	ごはだひめばち ♀	233
19. <i>Ichneumon yoshidae</i> Mats.	よしだひめばち ♀	234
20. <i>Ichneumon pallidiolus</i> Mats.	うすいろひめばち ♀	235
21. <i>Ichneumon ventralis</i> Mats.	きばらひめばち ♀	236
22. <i>Anisopygus yayeyamensis</i> Mats.	やへやまひめばち ♀	237
23. <i>Ichneumon hopponis</i> Mats.	ほつほひめばち ♀	238
24. <i>Psilomastax formosanus</i> Mats.	たいわんあげはひめばち ♀	239
25. <i>Exephanus akonis</i> Mats.	あこうひめばち ♀	240
26. <i>Ichneumon diminutus</i> Mats.	をきなほちびひめばち ♀	241
27. <i>Ichneumon oiwakensis</i> Mats.	をひわけひめばち ♀	242
28. <i>Acrogonia varipes</i> Mats.	あしまだらほそひめばち ♀	243
29. <i>Ischnojoppa tarsalis</i> Mats.	しろつまひめばち ♀	244
30. <i>Heteroschnus pedestris</i> Mats.	つやあかはらひめばち ♀	246



Kuro-onaga-bachi ... .. 135  
 Kurosuji-habachi ... .. 48  
 Knwago-hirata-himebachi... 132

## M

Madara-himebachi ... .. 99  
 Marugata-yasebachi ... .. 166  
 Maru-hanabachi ... .. 1  
 Marumon-tschisugari ... 168  
 Matsu-hirata-habachi... .. 78  
 Matsu-kibachi ... .. 15  
 Matsu-muneguro-habachi ... 216  
 Matsuno-ō-kibachi ... .. 15  
 Maye-kobu-habachi ... .. 225  
 Mayeki-kumabachi ... .. 202  
 Mitsuhasi-habachi ... .. 221  
 Mitsumon-ki-fushihimeba-  
 chi ... .. 145  
 Moiwa-habachi ... .. 226  
 Moiwa-himebachi ... .. 108  
 Moiwa-ken-onagabachi ... 123  
 Moiwa-marnzu-onagabachi... 127  
 Moiwa-naga-habachi ... .. 59  
 Moiwa-onagabachi ... .. 143  
 Monki-habachi ... .. 63  
 Monki-kuro-habachi ... .. 73  
 Monkuro-amebachi ... .. 113  
 Munaguro-kibachi ... .. 40  
 Munaguro-koshi-boso-haba-  
 chi ... .. 55  
 Muncaka-ruri-habachi ... 35  
 Murasaki-usu-himebachi ... 111  
 Mutsu-boshi-himebachi ... 84

## N

Naibachi-himebachi ... .. 106  
 Nakaaka-mugitachi ... .. 212  
 Nanahoshi-himebachi ... .. 94  
 Nakano-himebachi ... .. 89  
 Nara-fushitachi... .. 167  
 Nejiro-hakiribachi ... .. 6  
 Nejiro-kombo-habachi ... 33  
 Neusu-ki-habachi ... .. 46  
 Niikuni-himebachi ... .. 96  
 Nitobe-ginguchitachi... .. 173  
 Nitobe-hiraguchi-habachi ... 32  
 Nitobe-kitachi ... .. 17

## O

Ō-amebachi ... .. 112  
 Ō-ameiro-onagabachi ... .. 133

Ō-aosuji-hanabachi ... .. 14  
 Ō-aribachi ... .. 190  
 Ōgasawara-kumabachi ... 13  
 Ō-hakiribachi ... .. 7  
 Ō-haraaka-anabachi ... .. 176  
 Ō-hirakuchi-habachi ... .. 31  
 Ō-hoshi-onagabachi ... .. 134  
 Ō-hosogoshi-anabachi... .. 179  
 Ōiwake-himebachi ... .. 212  
 Okamoto-kinadara-hana-

bachi ... .. 198  
 Okinawa-chiibi-himebachi ... 241  
 Okinawa-shiriage-kobachi ... 164  
 Ō-koshiaka-habachi ... .. 50  
 Ō-kubire-hanabachi ... .. 207  
 Ō-maruzu-onagabachi... .. 129  
 Ōmori-himebachi ... .. 107  
 Ō-muncaka-habachi ... .. 71  
 Onaga-kobachi ... .. 157  
 Ō-tamagobachi ... .. 155  
 Otane-onagabachi ... .. 159  
 Ō-tsumaguro-habachi ... .. 45  
 Ō-tsumaguro-himebachi ... 101  
 Ōzu-hime-hanabachi ... .. 207

## R

Ringo-hatachi ... .. 35  
 Ruri-ashibuto-habachi ... 25  
 Ruri-bara-habachi ... .. 44  
 Ruri-kombo-habachi ... .. 34  
 Rurimon-hanabachi ... .. 199

## S

Sapporo-habachi ... .. 49  
 Seaka-fushi-onagabachi ... 154  
 Seaka-hanabachi ... .. 200  
 Seguro-nohanabachi ... .. 37  
 Seguro-higenagababachi ... 217  
 Seguro-kabura-habachi ... 68  
 Shibu-onaga-komayubachi... 151  
 Shinsha-himebachi ... .. 125  
 Shiraki-himebachi ... .. 103  
 Shiro-ashi-maruhabachi ... 64  
 Shirofu-bekko ... .. 182  
 Shirofu-togari-hanabachi ... 193  
 Shirohara-hanabachi ... .. 60  
 Shiro-obi-himebachi ... .. 92  
 Shiro-obi-kurohabachi ... 72  
 Shirosuji-hanabachi ... .. 10  
 Shirotsuma-himebachi ... 245  
 Shiro-tsuno-hanabachi ... 9

Shita-kiobi-hanabachi ... 219  
 Sukimon-amebachi ... .. 114  
 Suzuki-ashibuto-habachi ... 27  
 Suzuki-churenji ... .. 214  
 Suzuki-ginguchibachi ... .. 169  
 Suzuki-himebachi ... .. 93  
 Suzuki-kobane-amebachi ... 120

## T

Taichu-himebachi ... .. 88  
 Taiwan-agehahimebachi ... 239  
 Taiwan-amebachi ... .. 115  
 Taiwan-bekko ... .. 189  
 Taiwan-hiraashi-kibachi ... 29  
 Taiwan-kumabachi ... .. 12  
 Taiwan-maruhanabachi ... 3  
 Takano-himebachi ... .. 104  
 Takeda-habachi ... .. 220  
 Togari-hanabachi ... .. 4  
 Toge-kuro-himebachi ... .. 97  
 Tomon-hanabachi ... .. 192  
 Towada-himebachi ... .. 233  
 Tsumaguro - bekko - himeba-  
 chi ... .. 111  
 Tsumaguro-habachi ... .. 58  
 Tsumaguro-haraaka-habachi 66  
 Tsumaguro-hosohimebachi.. 119  
 Tsumaguro-onagabachi ... 149  
 Tsumajiro-kuro-habachi ... 47  
 Tsumaki-tsuehibachi ... .. 180  
 Tsuma-seguro-habachi ... 58  
 Tsunoki-kuro-habachi ... 65  
 Tsuno-yasebachi ... .. 162  
 Tsuya-akahara-himebachi... 216

## U

Umamo-obachi ... .. 153  
 Usuka-hime-hanabachi ... 209  
 Usuiro-himebachi ... .. 235  
 Usu-kiashi-habachi ... .. 61  
 Usu-tsumaguro-habachi ... 36

## W

Watanabe-tsuehibachi ... 180

## Y

Yano-bekko ... .. 185  
 Yano-togari-hanabachi ... 5  
 Yayeyama-himebachi... .. 237  
 Yokohira-himebachi ... .. 117  
 Yōro-ashibuto-habachi ... 28  
 Yoshida-himebachi ... .. 234  
 Yoshida-maruhanabachi ... 2

# 和 名 索 引

## A

Ageha-himebachi ... 109  
 Aino-himebachi ... 229  
 Aka-hime-hauabachi ... 208  
 Akatsuno-hakiribachi ... 8  
 Akazu-kubinagabachi ... 210  
 Ako-himebachi ... 240  
 Amebachi ... 116  
 Ameiro-habachi ... 62  
 Ao-hime-hanabachi ... 204  
 Aomon-ginguchibachi ... 175  
 Aosuji-hanabachi ... 10  
 Arakawa-komayubachi ... 121  
 Ashibuto-hanabachi ... 205  
 Ashimadara-himebachi ... 83  
 Ashimadara-hoso-himebachi 243  
 Atoguro-hirata-habachi ... 76

## B

Babiho ... 153  
 Birodo-hakiribachi ... 8

## D

Daimio-kimadara-habachi ... 197

## F

Fuji-habachi... 227  
 Furan-onagabachi ... 147  
 Fushi-onagabachi ... 137  
 Futamon-kurohabachi ... 71  
 Futaobi-habachi ... 56  
 Futasuji-bekko ... 188  
 Futasuji-himebachi ... 228  
 Futo-hachigata-habachi ... 52

## G

Garampi-tsumaguro-koma-yubachi ... 156  
 Ginguchibachi ... 171

## H

Hachigata-habachi ... 53  
 Haguro-habachi ... 74  
 Haiiro-kumabachi ... 201  
 Haki-hanabachi ... 42  
 Haki-himebachi ... 90  
 Haki-togari-himebachi ... 106  
 Hakone-matsu-habachi ... 215  
 Hanenaga-hanabachi ... 224

Hara-aka-anabachi ... 230  
 Haraguro-hirata-habachi ... 79  
 Haranaga-kuro-habachi ... 38  
 Harima-bekko ... 183  
 Higejiro-ko-kibachi ... 22  
 Higenaga-hauabachi ... 11  
 Higenaga-himebachi ... 124  
 Higenaga-kuro-habachi ... 66  
 Hime-kiashi-onagabachi ... 150  
 Hime-kibachi ... 18  
 Hime-kuro-obi-bekko... 187  
 Himemonki-onagabachi ... 142  
 Hira-ashi-kibachi ... 20  
 Hiraguchi-habachi ... 30  
 Hirata-fushibachi ... 161  
 Hishimon-himebachi ... 95  
 Hoppo-bekko ... 184  
 Hoppo-himebachi ... 238  
 Hoshi-ashibuto-habachi ... 28  
 Horisha-bekko-komayubachi ... 152  
 Horisha-himebachi ... 87  
 Hoshikuro-onagabachi ... 131  
 Hoso-hirata-habachi ... 80  
 Hoso-maruzu-onagabachi ... 128

## I

Iyo-himebachi ... 86

## J

Jezo-ashibuto-kobachi ... 166  
 Jezo-himebachi ... 105  
 Jezo-kimadara-hanabachi ... 196  
 Jezo-ō-himebachi ... 102  
 Jezo-onagabachi ... 136  
 Jezoshiro-hirata-himebachi 146  
 Jezo-tsumaguro-habachi ... 74  
 Jono-habachi ... 38  
 Jozan-ginguchibachi ... 170  
 Jozan-himebachi ... 118  
 Jozan-onagabachi ... 140

## K

Kabairo-himebachi ... 231  
 Kabura-habachi ... 68  
 Kakogawa-himebachi ... 100  
 Karafuto-ashibuto-habachi . 29  
 Karafuto-hirata-habachi ... 81

Karafuto-katamon-himebachi ... 146  
 Karafuto-kibachi ... 16  
 Karafuto-kombo-amebachi 116  
 Karafuto-kombo-onagabachi 139  
 Karafuto-ō-kiashi-himebachi 139  
 Kawamura-himebachi ... 82  
 Kiashi-fushi-onagabachi ... 144  
 Kiashi-higenagabachi ... 218  
 Kiashi-mugibachi ... 211  
 Kiashi-onagabachi ... 122  
 Kibane-churenji ... 213  
 Kibara-habachi ... 223  
 Kibara-himebachi ... 236  
 Kiguchi-habachi ... 43  
 Kiuro-ashibuto-habachi ... 26  
 Kiuro-fushi-himebachi ... 138  
 Kiuro-kumabachi... 203  
 Ki-kezume-bekko ... 186  
 Kimune-koshiboso-habachi 54  
 Kinguchibachi ... 171  
 Kiobi-ko-hanabachi ... 130  
 Komaru-hanabachi ... 2  
 Kombo-amebachi ... 110  
 Kombo-onagabachi ... 142  
 Kombo-yasebachi ... 164  
 Ko-onaga-bachi ... 126  
 Ko-ruri-kibachi ... 22  
 Kō-seibo ... 190  
 Ko-shima-habachi ... 50  
 Kubinaga-bachi ... 24  
 Kubire-hime-hanabachi ... 206  
 Kubiwa-ginguchibachi ... 174  
 Kumabachi ... 12  
 Kumamoto-hirata-habachi . 75  
 Kuroba-akamaru-habachi ... 67  
 Kurofu-onagabachi ... 148  
 Kuro-habachi ... 222  
 Kuro-himebachi ... 81  
 Kuro-hiraashi-kibachi ... 23  
 Kuro-hirata-fushibachi ... 163  
 Kuro-hirata-habachi ... 77  
 Kuroiwa-kiari ... 191  
 Kuro-kibachi ... 17  
 Kuro-maru-hauabachi ... 1  
 Kuro-mou-churenji ... 34  
 Kuromune-habachi ... 40

**R**  
 Rhogogaster... .. 37, 38, 39  
 Rhyssa 140, 141, 147, 148, 150,  
 151, 159, 160

**S**  
 Sciopteryx ... .. 58, 59  
 Selandria ... .. 225  
 Sialus ... .. 187, 188, 189  
 Siobla ... .. 50, 51  
 Sirex ...15, 16, 17, 18, 19, 20  
 Sphecodes ... .. 208, 209

Sphex ... .. 176, 177, 178  
 Stenichneumon 92, 97, 98, 99,  
 106, 231, 232  
 Stephanus ... .. 162, 163  
 Strongylogaster 60, 61, 219, 220

**T**  
 Taxonus ... .. 65  
 Tenthredo ... 36, 37, 220, 221  
 Tenthredopsis 40, 41, 42, 43,  
 45, 46  
 Thalesa 133, 134, 135, 136, 173

Thecasoma ... .. 157, 158, 159  
 Theronia ... .. 146  
 Thyreodon ... .. 111  
 Thyreus ... .. 174, 175, 178  
 Tremex ... .. 20, 21, 23, 24  
 Trichosoma .. .. 30, 31  
 Trogus ... .. 103, 106, 107

**X**  
 Xanthopimpla ... .. 138, 145  
 Xiphydria ... .. 24, 210, 211  
 Xylocopa ... .. 12, 13, 201  
 Xylonomus ... .. 127, 128, 129

# 引 索 名 學

## A

Albia ... .. 33, 34  
 Acoenites ... .. 123, 140  
 Acrogonia ... .. 243  
 Aceroricmus ... .. 130  
 Allantus 54, 55, 56, 57, 58, 224, 226  
 Andrena ... .. 207  
 Anomalon ... .. 120  
 Anothyreus ... .. 170, 171, 172  
 Anthidium ... .. 192  
 Anthophora ... .. 10, 200  
 Apechthus 132, 133, 144, 145  
 Arge ... 34, 35, 36, 213, 214, 215  
 Astiphromma ... .. 111, 112  
 Athalia ... .. 68, 69

## B

Banchus ... .. 146  
 Blenocampa ... .. 67  
 Bombus ... .. 1, 2, 3

## C

Calliclisis ... .. 119  
 Cephus ... .. 211, 212  
 Ceratocolus ... .. 173, 174  
 Ceratina ... .. 204  
 Cereeris ... .. 168, 169  
 Chalcis ... .. 166, 167  
 Chorisehizus ... .. 149, 150  
 Chrysis ... .. 190  
 Cimbex ... 25, 26, 27, 28, 29  
 Clavellaria ... .. 32, 33  
 Coelioxys 4, 5, 193, 194, 195  
 Coleocentrus ... .. 139, 142  
 Conospidia ... .. 52, 53, 54  
 Corynephanes ... .. 147  
 Crabro 169, 170, 171, 172, 173, 174, 175, 176  
 Crocisa ... .. 9, 199  
 Crossocerus ... .. 169, 170  
 Cryptus ... .. 139

## D

Discolia ... .. 180, 181  
 Dolerus ... 70, 71, 72, 73, 74

Doryctes ... .. 151, 152  
 Dryophanta ... .. 167

## E

Ecthrus ... .. 136  
 Ephianlax ... .. 152, 153  
 Ephialtes ... .. 137  
 Epirhyssa ... 140, 142, 143, 144  
 Eriocampa ... .. 63, 64  
 Eucera ... .. 11  
 Eurylabus ... 96, 97, 107, 108  
 Eurypterna ... .. 121  
 Eunrobracon ... .. 153  
 Evania ... .. 166  
 Exephanes ... .. 240, 241  
 Exetastes ... .. 124

## G

Gasteruption ... .. 164  
 Glyptogaster ... .. 154, 155  
 Glyptomorpha ... .. 156, 157

## H

Habronyx 110, 116, 117, 118, 119  
 Halictus ... .. 206  
 Hemiephialtes ... .. 126  
 Hemiteles ... .. 131, 132  
 Heteroschnus ... .. 246, 247  
 Holocnoue ... .. 218, 219  
 Hoplimenus 81, 82, 83, 84, 85, 86, 87, 88, 89  
 Hyalotoma 34, 35, 36, 213, 214, 215

## I

Ibalia ... .. 161, 163  
 Ichneumon 81, 82, 83, 84, 85, 86, 87, 88, 89, 90, 92, 93, 94, 95, 96, 97, 98, 99, 100, 102, 103, 104, 105, 106, 108, 109, 208, 228, 229, 230, 231, 232, 233, 234, 235, 236, 238, 241, 242, 243  
 Ischnojoppa ... .. 245, 246

## L

Leucaspis ... .. 164, 165

Liacos ... .. 180  
 Liturgus ... .. 8  
 Lophyrus ... .. 216, 217  
 Lyda 75, 76, 77, 78, 79, 80, 81  
 Lytarmes ... .. 139, 142

## M

Macrophya 47, 48, 49, 221, 222, 223, 227, 228  
 Matsumuraius ... 101, 102, 105, 234, 234, 242, 245  
 Megachile ... .. 6, 7  
 Megarhyssa ... .. 148  
 Melitta ... .. 207, 208  
 Mesochorus ... .. 117, 118  
 Mesostenus ... .. 125, 126  
 Metopius ... .. 90, 91, 100  
 Monophadnus ... .. 66, 67  
 Mutilla ... .. 190  
 Myrtoteris ... .. 191, 192

## N

Nematus ... .. 217, 218  
 Nomada ... 196, 197, 198, 199  
 Nomia ... .. 14, 205

## O

Ophion ... .. 112, 113, 114  
 Osmia ... .. 8

## P

Pachyprotarsis ... .. 50  
 Paniscus ... .. 115, 116  
 Parevaspis ... .. 6, 195  
 Pemphredon ... .. 197  
 Phaenolobus ... .. 123, 140  
 Phymatocera ... .. 66  
 Pimpla ... .. 132, 133, 154  
 Platylabus ... .. 104  
 Plectocryptus ... .. 122  
 Poecilosoma ... .. 61, 62  
 Pompilus ... 182, 283, 184, 185, 186, 187  
 Proctotrupes ... .. 155, 156  
 Pseudagania ... .. 187  
 Psilomastax ... .. 109, 239

明治四十五年七月八日印刷  
明治四十五年七月十日發行



著作權所有

著者

理學博士  
農學士

松村松

年

發行者

福永文之助

印刷者

村岡平吉

印刷所

福音印刷合資會社

發行所

東京市京橋區尾張町二丁目十五番地  
警書社  
振替口座五五三(電話新橋一五八七)  
東京市本郷區春木町二丁目廿三番地  
警醒社支店

賣捌所

全國各書店

續日本千蟲圖解卷之四與付

正價 金六圓





理學博士松村松年先生著

# 最近昆蟲學

全壹冊  
定價 金 貳  
郵稅 八錢

最近の昆蟲學より最も正確なる事實を選び編纂したるものにして、昆蟲の記載に必要な局部及び學語は盡く之を説明し、終に本邦産の昆蟲を最近の分類法によりて説明し、補うに鮮明なる圖書數百を挿入せり。

# 日本昆蟲總目錄

全參冊  
定價 金 貳  
郵稅 八錢

第壹卷 鱗翅目之部(蝶蛾) 第貳卷 鞘翅目之部 第參卷 膜翅目其他 (未刊)

# 昆蟲分類學

上卷 定價 金 五圓  
郵稅 八錢

# 新式昆蟲標本全書

定價 壹圓貳拾五錢  
郵稅 六錢

帝國大學理科大 學教授理學博士 五嶋清太郎 先生 理學士三宅恒方先生 共譯  
校閱 獸醫學士 内田清之助先生

そふをる 昆 蟲 學

定價 四圓  
郵稅 拾貳錢  
清、韓、臺、小包卅五錢

本書の 最近の諸研究を悉く網羅す△學理の深遠なるに比し用文平易△原譯兩種の索引精細なる本邦  
特徴 書中の白眉△附録昆蟲文書目錄壹千有餘參考書を記載す

特に生態學上並に應用上の見地より論ず△菊判八百六十頁  
三色版コロタイプ△寫眞版六葉挿畫三百餘個

理學博士 松村松年先生著

臺灣 甘蔗害蟲編 附 益蟲編

定價 金五圓  
郵稅 拾貳錢  
清、韓、臺、小包卅五錢

松村博士校閱 高野鷹藏先生著

蝶類名稱類纂

定價 金五拾錢  
小包料 拾貳錢

東北大學農科  
大學教授 理學博士松村松年著

# 日本千蟲圖解

全 四 卷  
定價 各金五圓  
小包料 各金拾六錢

圖譜なきの説明により本邦に産する三萬餘の昆蟲を識別せんと欲す、事容易にあらず著者爰に感あり故に海外留學中にも常に之れが材料を蒐集し今や五年の星霜を経て漸く完成せり

## 第一卷

には十七枚の圖版を以つて彈尾目十二種、疊翅目五種、直翅目五十九種、蜻蛉目二十五種、脈翅目十五種、積翅目三種、白蟻目一種、蜉蝣目五種、嚙蟲目六種、毛翅目十三種、有吻目五十四種合計百九十七種を説明せり

## 第二卷

には十八枚の圖版を以て有吻目百二種、双翅目八十六種、鞘翅目六十四種合計二百五十二種を説明せり

## 第三卷

には二十枚の圖版を以て鞘翅目二百八十八種を説明せり

## 第四卷

には二十四枚の圖版を以て鞘翅目百六種、鱗翅目百五十九種、合計二百六十四種を説明せり

東北大學農科  
大學教授

理學博士松村松年著

# 續日本千蟲圖解

定價 各金五圓

小包料 各拾六錢

## 第一卷

には日本産蛾類の内天蛾科六十三種、天社蛾科三十六種、毒蛾科二十二種、枯葉蛾科九種、天蠶蛾科十一種、水蠟蛾科二種、家蠶蛾科四種、鈎蛾科十三種、鏽紋蛾科三種、夜蛾科七十四種、尖蛾科八種、帶體科二種、燈蛾科一種、合計二百四十八種を記載せり

## 第二卷

には鮮明なる十三枚の圖版を以て夜蛾科百二十四種、虎蛾科九種、尺蛾科百二十四種合計二百五十七種の蛾類を説明せり大抵の種類は本書に網羅せるは勿論臺灣産の著明種をも記入せり其の内容に至りては前卷にて世既に定論あり

## 第三卷

には蛾類百五十種蜂類八十種計二百卅五種を記載す蜂類に關する邦文の著の嚆矢なれば頗る貴重書なり

青山學院神學校教授 高木壬太郎著  
ドクトル、オブ、デビニナイ

# 基督教大辭典

全壹册

附錄 基督教會年表 定價 拾五圓 小包料卅二錢

四六倍判壹千六百頁 背革クロス 天金箱入 厚二寸五分  
六號活字三段組 說明事項三千百有餘 插圖百四十三個

本辭典は、基督教百科全書にして、基督教に關する一切の事項を收め、基督教に間接に交渉ある、文學、政治、哲學、科學、法律、郷土、美術上の事項をも、網羅せるが故に、一冊子を以て、

聖書辭典、聖書總論、聖書神學、組織神學、聖書歴史、聖書古物學、教會史、西洋哲學史、西洋文學史、傳道史、宗教家傳記、哲學者傳記、科學者傳記、詩人傳記、教義史、日本現代教會史等を蒐めたるに均しき實質を有す。

本書だにあらば精神界、思想界の消息は掌を指す如し。

89-1(52)  
cg

THOUSAND  
INSECTS  
OF  
JAPAN  
SUPPLEMENT  
IV.  
1912

續日本千蟲圖解 第四 理學博士 農學士 松村松年著

東帝國大學農科大學教授 理學博士 松村松年著

# 續日本千蟲圖解 卷之四

東京 警醒社書店

## 大西博士全集

- ▲第一卷 論理學 定價金一圓六十錢 小包料金十二錢
- ▲第二卷 倫理學 定價金一圓六十錢 小包料金十二錢
- ▲第三卷 西洋哲學史 上卷 定價金一圓六十錢 小包料金十二錢
- ▲第四卷 西洋哲學史 下卷 定價金一圓六十錢 小包料金十二錢
- ▲第五卷 良心起原論及論集 定價金一圓七十錢 小包料金十二錢
- ▲第六卷 思潮評論 定價金一圓七十五錢 小包料金十二錢
- ▲第七卷 論文及歌集 定價金一圓 小包料金十二錢

東西兩洋の論理を究明し新研究の道を開く初學者には無上の良教科書たるべく、斯學の先進者には一大論文たるべく、今倫理學を學上内部の關係に從ひて順次論述し遂に自家の立脚地に達せんとす。叙述批評周到精嚴優に斯學研究者の教養たるに足れり。本書の末に希臘哲學の原始より中世哲學の未だ至る哲學の原初に於ける思想變遷の跡を説き其間歐洲に於てく、西洋哲學の諸名家の著述を詳叙し其長短を批評し其變遷を論明す。叙述明快、評論的確、西に於ても論多からざる、好著なり。此世人の定評なり。良心の起原如何此至難至要の問題に關する從來の諸説を批評し反て自家の意見を掲げ此今未了の問題を解決せんことを試みたるもの。明治廿一年より同卅年に至る迄、折々起れる思想界の精問題に付、或の世の大勢、時代の精神に附しては、折々の博士の最著にして批評家と稱せられたる論集にして、社會文學、美術、哲學、教育、社會其あり和歌の俳句、詩等あり諸般批評其面に涉りて先生をあらはし興味最も

59 57 (52)



THOUSAND  
INSECTS  
OF  
JAPAN  
SUPPLEMENT  
IV.  
1912

續日本千蟲圖解 第四

理學博士  
農學士  
松

東帝國大學農科大學教授  
理學博士  
松村松年著

續日本千蟲圖解  
卷